

Radio Communication



February 1990

WHITE ROSE RADIO – multi-band receiver project

RSGB Amateur Radio Call Book 1989 Edition



18 and 24MHz dual-band
antennas



Band Plan
pull-out

KENWOOD



All this and six metres too

The TS-140S HF transceiver from Kenwood makes amateur radio so attractively easy. All band, all mode operation (SSB/CW/AM/FM) with 100W output; full coverage receiver from 500kHz to 30MHz; every possible operating convenience, and the ease of use which comes with every Kenwood transceiver. The TS-140 is shown here with the AT-250 automatic aerial tuner, and the computer interface unit for control from a personal computer.

So what's all this about six metres? Simply that the TS-140S is also available as the TS-680S which adds full coverage of the six metre band to the already impressive specification of the TS-140S. Both TS-140S and TS-680S

provide dual digital VFOs, full break in CW, 31 memory channels, dual mode noise blanker, and more. All designed to let you build your ideal station and enjoy your amateur radio.

For fully detailed information on these two fine transceivers, just drop us a line and ask for the colour brochure, or call in at your nearest authorised Kenwood dealer and see what Kenwood engineering feels like.

TS-140S 160-10 metres	£862.00
TS-680S 160-6 metres	£985.00
AT-250 auto ATU	£366.00
IF-232C Interface	£69.13

LOWE ELECTRONICS LTD.

Chesterfield Road, Matlock, Derbyshire DE4 5LE Telephone 0629 580800 (4 lines)

Sole Appointed UK Distributor for KENWOOD Amateur Radio

Editor
David Bobbett, G4IRQ

News Editor (Acting)
John Nelson GW4FRX

Editorial Consultant
Trevor Preece, G3TRP

Design
Linda Penny

Draughtsman
Derek Cole

Editorial Assistant
Giles Booth

Editorial Secretary
Marcia Brimson

All contributions and correspondence concerning the content of *Radio Communication* should be posted to:

The Editor
Radio Communication
Lambda House, Cranborne Road
Potters Bar, Herts EN6 3JE

Tel (Editorial): 0707 59015
Fax (Editorial): 0707 49503
Tel (GB2RS late changes):
0707 59260
E-mail (Telecom Gold):
76:MSX020
Prestel Page 8107

Reports for *Spectrum Analysis* should be sent to the Band Editors:

HF
John Allaway, G3FKM, 10 Knightlow
Road, Birmingham B17 8QB

VHF/UHF
Norman Fitch, G3FPM, 40 Eskdale
Gardens, Purley, Surrey CR2 1EZ
(Telecom Gold 76:MSX022)

Telefax: 9312132268 (SAG)
SWL
Bob Treacher, 93 Elibank Road,
Eltham, London SE9 1QJ
MICROWAVES
Mike Dixon, G3PFR, Woodstock,
Gazebank, Norley, Warrington,
Cheshire WA6 8LL

ADVERTISING
All display and classified
advertising enquiries (excepting
Members' Ads) should be
directed to our advertisement
agents:
Victor Brand Associates Ltd.,
'West Barn', Low Common,
Bunwell,
Norwich, Norfolk NR16 1SY.
Tel: 095 389 8473
Fax: 095 389 8437

Radio Communication is published
by the Radio Society of Great Britain
as its official journal on the first day
of the relevant month and is sent
free and post paid to all members of
the Society.

Closing date for contributions, unless
otherwise notified, is five weeks prior
to publication date

© Radio Society of Great Britain
1990

Filmset by JJ Typographics Ltd,
Unit 4, Baron Court, Chandlers
Way, Temple Farm Industrial
Estate, Southend-on-Sea, Essex
SS2 5SE.

Printed by Mayhew McCrimmon
Printers Ltd, Units 1-4 Star Lane
Industrial Estate, Great Wakering,
Essex. SS3 0PJ.



35,422 copies per
issue average
circulation in 1988

Radio Communication

VOLUME 66 No 2

FEBRUARY 1990


CONTENTS



The White Rose Receiver — page 35.



Newly Installed President Frank Hall,
GM8BZX — page 7.



Mike Parent of the Polar Amateur
Radio Club — page 63.

4 SOCIETY PAGES

Council Brief • News from the HFCC • Raynet vacancies • Raynet Zone 4 election • RSGB Accounts Department

6 QSL BUREAU MOVE

7 RSGB AGM IN DUNOON

9 NEWS AND REPORTS

EMC Co-ordinators latest • BYLARA contest • Transatlantic pioneer honoured • Scottish Tourist Board Group • 10-year-old passes morse test • Committee news • Cultural Capital of Europe • Ayrshire Raynet grant

11 NEW PRODUCTS

12 'THEY DO SAY SOME SILLY THINGS ...'

A light-hearted look at some of the daffier things you hear on the air

14 SPECTRUM ANALYSIS

• HF
• HF PROPAGATION PREDICTIONS
• VHF/UHF
• SWL

30 TECHNICAL TOPICS

High power 'frinear' • Switching-FET RF amplifiers • Mains supplies • Kelvin-Varley Heli-pot substitute • Franklin & Butler two-device oscillators • \$20 CW transmitter • Pioneer Mesny • Low-voltage drop IC regulators • Power tetrodes • IC2A tip

35 WHITE ROSE RADIO

This month's cover feature is an inexpensive receiver project of elegant design

40 DUAL BAND VERTICALS FOR 18-24MHz

A variety of verticals to help get you going on these two bands

42 RSGB MAIL ORDER PRICE LIST

44 ICOM IC-726 REVIEW

Similar to its stablemate the IC-725, the IC-726 offers the added bonus of 50MHz

45 IN PRACTICE

Beam or linear? • A problem with cans • What sort of capacitor? • More on valves • Callsigns on the air

40 COLUMNS

• DATACOMMS
• SATELLITES
• MICROWAVES
• SWL
• EMC MATTERS

65 CONTEST NEWS

76 MEMBERS' ADS

78 HELPLINES

79 EVENTS DIARY

80 THE LAST WORD

82 INDEX TO ADVERTISERS

PULL-OUT SECTIONS

I-iv INDEX TO *RADIO COMMUNICATION* VOLUME 65 — JANUARY TO DECEMBER 1989

a-I UK AMATEUR RADIO FREQUENCY ALLOCATIONS AND LICENCE SCHEDULE

RADIO SOCIETY OF GREAT BRITAIN

THE NATIONAL SOCIETY WHICH REPRESENTS UK RADIO AMATEURS

Founded 1913. Incorporated 1926. Limited by guarantee.
Member society of the International Amateur Radio Union

PATRON: HRH PRINCE PHILIP, DUKE OF EDINBURGH, KG

Membership is open to all those with an active interest in radio experimentation and communication as a hobby. Applications for membership should be made to the Membership Services Department from which full details of Society services may also be obtained.

Headquarters and registered office:
Lambda House, Cranborne Road, Potters Bar, Herts EN6 3JE
Telex 9312 130923 (RSGB)
Electronic mail via Dialcom/Telecom Gold: 87 CQ083
Telephone: 0707 59015 Fax: 0707 45105

Secretary and Chief Executive: David Evans, MSAE, CPL, G3OUF
General Manager: David Simmonds, G3JKB

COUNCIL OF THE SOCIETY

PRESIDENT: Frank Hall, GM8BZX
EXECUTIVE VICE PRESIDENT: John Care, GW4HWR
IMMEDIATE PAST-PRESIDENT:
Julian Gannaway, G3YGF
HONORARY TREASURER: W J McClintock, G3VPK

ORDINARY MEMBERS OF COUNCIL

E J Allaway, MB, ChB, MRCS, LRCP, G3FKM
J Bazley, G3HCT
G L Benbow, MSc, CEng, MIEE, G3HB
Mrs M H Claytons-Smith, G4JKS
G R Jessop, CEng, MIEE, G6JP
T I Lundegard, G3GJW
A McKenzie, MBE, CEng, FIEE, FAS, G3OSS
F S G Rose, G2DRT

ZONAL MEMBERS OF COUNCIL

Zone A G R Smith, BSc, MISTC, MBIM, G4AJJ
Zone B J Allen, G3DOT
Zone C J Greenwell, AMIEE, G3AEZ
Zone D P E Chadwick, G3RZP
Zone E E J Case, GW4HWR
Zone F J T Barnes, G13USS
Zone G I D Stuart, GM4AUP

HONORARY OFFICERS

Audio Visual Library co-ordinator: R G Auckland, G2PA
HF Awards manager: S Emlyn-Jones, GW4BKG
VHF Awards manager: Ian L Cornes, G4OUT
Chief morse test examiner: A N Ianson, G3GDO
HF manager: E J Allaway, G3FKM
Microwave manager: C W Suckling, G3WDG
Trophies manager: Mrs M H Claytons-Smith, G4JKS
VHF manager: D Butler, G4ASR
Society historian: G R Jessop, G6JP

Correspondence to honorary officers should be addressed directly to them (QTHR), not to RSGB HQ

ANNUAL SUBSCRIPTION RATES

Once-off joining fee: £1.50

Corporate members: UK and overseas (Radio Communication by accelerated surface post): £20.50

UK associate member under 18: £6.95. **Family member:** £8.20

UK students over 18 and under 25: £10.45 (Applications should give applicant's age at last renewal date and include evidence of student status)

Affiliated club or society/registered group (UK): £20.50 (including Radio Communication): £12.30 (excluding Radio Communication) (Subscriptions include VAT where applicable)

Membership application forms available from RSGB HQ

COUNCIL BRIEF

23 November 1989

■ The Chairman of the IARU Committee, G3GVV, discussed the importance of the forthcoming IARU Region 1 Conference in Spain and advised Council on the RSGB delegation. The availability of Conference papers was discussed. Council agreed to discuss its frequency policy plan at the next meeting of Council as a prelude to the Region 1 Conference and the World Administrative Radio Conference (WARC) which is to take place in 1992 at which the future of several key amateur bands might be at stake.

■ Council discussed subscription rates and agreed to increase the Home Corporate rate as from 1 March 1990. A figure of at least 20 months of inflation needed to be applied and after discussion Council agreed to increase the Home Corporate rate to £25 per annum and other rates on a pro rata basis. A notice would be published in the January issue of *RadCom*.

■ Reduced subscriptions were discussed and it was agreed that this topic would be referred to the F&S Committee for further discussion.

■ Council, on a recommendation from the Finance and Staff Committee, agreed to reduce accounting complexities by adopting the principle of a common renewal date for all RSGB members; the first common renewal date being 1 July 1991.

■ The Honorary Treasurer reported on the new accounting policy, as a result of which the HQ Accountant had been made redundant and an external Accountant had been employed to advise the Society and oversee the production of monthly accounts as soon as possible. The Honorary Treasurer reported on problems in the accounts department which had been discovered after the Accountant had left the Society's employment. He noted that the Secretary, Acting General Manager and the new Accounts Manager were to be thanked for their considerable efforts in clearing up matters in the accounts department as quickly as possible. At the request of the Secretary, Council agreed to publish a statement in *RadCom* which reported problems that had been experienced in the accounts department as soon as matters had been resolved.

■ The Honorary Treasurer advised Council that it would be advantageous to move as rapidly as possible over to an integrated accounting software system. It would enable senior staff, F&S and Council to routinely monitor performance to a better level than the existing hybrid computer/manual system. It would also prove more efficient and thus enable cost savings to be made in the future.

■ On a recommendation from the Membership Liaison Committee, Council agreed to dispense with the services of the RLO for South Yorkshire, Ian Abel, G3ZHI. At the previous Council meeting Council had discussed with Mr Abel conflicts between his own activities and his role of an RLO. Council believed that the conflict still existed, but also acknowledged the fact that he had made genuine contributions to the Society's work at local level.

■ The Secretary reported on the six meetings that had been held since the last Council meeting with the Training and Education Group, the DTL, etc, on Project YEAR work. Discussion took place on the proposed Novice Licence Training Course.

■ The Secretary reported that he had visited the DVLC. A note would appear in *RadCom* to inform members of the current position.

■ Progress with new arrangements for the QSL Bureau was reported as was work on the Annual Meeting (AGM/EGM), Council elections and the Ardrossan ceremony.

■ On recommendation from the Secretary, supported by the F&S Committee, David Simmonds, G3JKB, was appointed General Manager as from 1 January 1990.

■ New Trustees for the RSGB Legacy Fund were to be G3VPK, G2AMV and G3AEZ.

■ Scrutineers for the 1990 Council Election were agreed by Council.

■ G3RZP discussed equipment standards for the Novice Licence and suitable kits.

■ G3HB reported on the recent meeting of the RAE Advisory Committee.

■ Council formally thanked the ARRL for permission to reproduce the QST article entitled 'The Bardstown Experiment'.

■ Other matters discussed included awards, affiliations, reduced subscriptions, GB2RS, amateur radio exhibitions,

members' ads, public relations, RadCom advertising, CB set conversions and the Amateur Radio Certificate.

News from the HF Contests Committee

NFD 1990

The NFD report for 1989 in the November issue of *Radio Communication* mentioned that the 1990 NFD date would be on the second weekend in June, the 9-10. This date was provisionally agreed following a request from IARU Region 1 to avoid a clash with the continental Whitsun holiday. Subsequent to the changed date being announced, we have been informed that DARC and others have decided not to move from the first weekend. IARU have now confirmed that the Region 1 CW FD (and thus NFD) for 1990 will be on the weekend of 2-3 June. No changes are expected in the rules which are published on page 65 of this issue of *Radio Communication*.

BERS195

We were saddened to hear of the death of Eric Trebilcock in South Australia on 7 September. 'Treb' has been the most devoted SWL entrant to the BERU and Commonwealth contests winning the Receiving Rose Bowl many times during the 52 years he has participated in the event. In 1986, the RSGB Council made a special award of a plaque to commemorate his 50th entry in the event and this was presented to him at his home on behalf of the President by G6LX during a visit to Melbourne. The 'Commonwealth' HFCC adjudicators will certainly miss his very detailed and accurate logs.

ROPOCO CONTESTS AND A NEW TROPHY

Our thanks to all entrants who responded to the request for their views about the timing. An overwhelming majority of you prefer an earlier start and finish and this change will now apply. G5MY has generously presented a trophy to the Society which will be awarded to the entrant who makes the highest aggregate score in the two annual ROPOCO contests. (See rules for ROPOCO 1).

Raynet vacancies

There are vacancies for representatives for Raynet in Zone 5 (Greater London), Zone 8 (Wales), Zone 9 (Shropshire, Warwickshire and West Midlands) and Zone 11 (Northern Ireland). These vacancies exist due to representatives reaching the end

of their terms of office, except in the case of Zone 9; the representative for this zone has resigned due to work commitments.

Raynet members resident in these zones may forward nominations for their zonal representative to 'The Secretary (Raynet)' at RSGB headquarters. Nominations should be supported by five Raynet members who are currently registered within the relevant zone, and they must be received no later than 5.15pm on Friday 2nd March 1990. They should be accompanied by a declaration from the nominee that he or she is a) normally resident within the zone, b) is a currently registered Raynet member, c) is a member of the RSGB and d) is willing to serve if elected.

Intending nominees are strongly advised to read the guidance notes on the role and duties of a zonal representative before submitting their application. These notes have been prepared by the Raynet Committee and are available either from the Chairman, G3YAC QTHR, or from Membership Services at RSGB HQ.

The period of appointment is normally three years, and existing zonal representatives are eligible for re-election. When more than one valid nomination for a particular zone is received by the due date, an election will be held during the month of May 1990.

Raynet Zone 4 Election

In the August issue a call for nominations for Raynet Zone 4 (Beds, Cambs, Essex, Herts, Norfolk, Suffolk) was made. Two valid nominations were received by the closing date:

Mr R C Rutt, G0AMG, nominated by Mr P G Webber, G8KLC, Mr T Groves, G4KUJ, Miss A Corduroy, G1PRM, Mr T R Hughes, G4WKJ, and Mr A I Cameron, G0EAC.

Mr J W Slater, G6EUO, nominated by Mr J Binning, G3AJS, Mr L O Tostevin, G4PLD, Mr L N Fennel, G4ODH, Mr S A Deverell, G2FVX, and Mr P A Howarth, G3YAC.

Any current Raynet member registered in the zone may record his or her vote for one of the above candidates in the following manner. No special ballot paper is required. The text of your vote should clearly indicate which candidate you prefer. Please do not include any correspondence in the same envelope. On the back of the envelope, which must be sealed, you must write in block capitals your name and callsign. The envelope must be addressed to 'The Secretary (Raynet Zone 4 Election)' at RSGB HQ. Your vote must reach HQ by 5.15pm on Friday 2nd March 1990.

RSGB Accounts Department

The RSGB financial year runs from 1 July to 30 June. This accounting period determines, on an annual basis, when the accounts have to be audited, approved by Council for publication and published. The timescales are well established; the audit work generally takes place during the months of August/September each year, the late September Council meeting enables discussion to take place and the annual report and accounts are published in the November issue of *Radio Communication* prior to the Annual General Meeting which is held in December.

In the Society the HQ Accountant has always had a direct and special responsibility to the Society's Honorary Treasurer for all accounting matters. Reporting by the HQ Accountant is thus either to the Finance and Staff Committee or through the Honorary Treasurer to Council. The HQ Accountant produces regular written reports to the F&S Committee which are then circulated to Council.

During the 1988/89 financial year the regular accounting reports indicated that the Society would probably break even at the end of the year. During the preparation of the final 1988/89 accounts, senior officials were informed that the Society should make a small surplus. This was confirmed repeatedly until the final audit meeting which took place on 20 September 1989. At that meeting the F&S Committee Chairman (the Society had no Honorary Treasurer at that time) and Secretary were informed by the Auditors that the Society had made a loss. This news obviously came as a shock. On 23 September Council met and the newly appointed Honorary Treasurer reported on the financial results for the year. It was apparent that the system being utilised to report to the F&S Committee and Honorary Treasurer during the year was not producing the required information. As a result it was agreed that a fundamentally new approach must be made in order to enable meaningful reporting to take place. It was agreed to make the in-house Accountant redundant and to employ qualified external Accountants who would have the expertise to produce monthly accounts.

An external Accountant and an HQ Accounts Manager were appointed. During the months of October and November 1989 while new staff and the new external Accountants together took over the accounting functions of the Society, it became evident that some of the RSGB's invoices and bills were being paid late. Most businesses and individuals do not pay their bills on the day they are received, but it was evident that some payments had been made too late and had caused problems. The main problem which was discovered was that it appeared that payments of VAT had been made late and that these late payments had incurred surcharges which then resulted in subsequent VAT overpayments. Other problems were discovered which included late PAYE, staff pension and insurance payments.

At the Annual General Meeting on 9 December 1989 the Honorary Treasurer referred to problems that had been experienced in the Accounts Department. In answer to a question he gave a figure of £8,000 as being the best available at the time as the total VAT surcharge. Since the AGM further detailed work has revealed that the surcharge figure was some £2,800 as a result of three late payments, while the remainder of the £8,000 referred to is in fact an overpayment of some £4,900, which is now being fully recovered. This does not change the validity of the 1988/89 accounts as published.

The Council naturally regrets what has happened. The problems were detected and then, by utilising the expertise of the external Accountants and HQ staff, have been put right. Working with the new external Accountants, senior staff have now reviewed procedures in order to establish better controls. In the future the external Accountants will provide a valuable cross-check on the monthly accounts and reports generated at HQ. The Accountants advising the Society have also helped to evaluate new accounting software and this will be installed during February 1990. Once the new software and procedures are fully operational it will enable better control to be kept of the 100,000 separate financial transactions which the Society makes each year. What is more, efficiencies which arise will lead to cost savings so that more can be spent on services and benefits to members.



RSGB QSL Bureau move —Phase 1 completed

The QSL bureau is one of the most popular services provided by the Society. It comprises three parts. Outgoing - these are cards which are sent to the Bureau by UK amateurs for distribution to other countries' bureaux and within the UK. Incoming - cards from overseas bureaux for distribution within the UK. Sub-Managers - those who hold envelopes for sending incoming cards to UK amateurs. These Sub-Managers are volunteers whose enormous contribution to the success of the QSL Bureau is very much appreciated by all concerned with running it.

Until the middle of 1989, the incoming and outgoing sides of the Bureau were handled by Ted Allen, G3DRN, and before 1978 by Arthur Milne, G2MI. Ted was ably assisted by his wife, Aileen. The work involved considerable dedication and lots of space in their own home for parcels and mailsacks full of cards. A weakness of this system, however, was that even QSL Managers have to have a holiday and this resulted in a complete closure of the Bureau for a month each year.

cause of a backlog of unsorted cards.

Last year, Ted Allen announced that he wanted to retire and as a result Council decided that a re-organisation was necessary which would include a move of some of the bureau functions to HQ.

By the summer of 1989, Ted's house was reported to be groaning under the weight of incoming cards, exacerbated by the previous year's postal strike. As a result, Headquarters staff took away several lorry loads of accumulated parcels and sacks and started the unenviable task of setting up an incoming bureau from scratch. Jim Smith, G3HJF, moved from the Membership Services Department to take charge of the bureau work. Jim received much unsolicited and often conflicting advice at this stage, some from unqualified people and some from those with QSL sorting experience. He decided to go to the experts. Following a briefing from Ted Allen, and a guided tour round Potters Bar Post Office sorting office, Jim was able to set up the Bureau's own sorting office and ill health could also be a major

started to acquire the necessary expertise, using the time honoured, and extremely effective, method of learning by doing.

One of the difficulties was that there was very little statistical information upon which to base plans. It was known that each year some two and a half million QSL cards went through the RSGB Bureau, but there were no figures available for the percentage of incoming compared to outgoing cards, or how many went out to each sub-manager, or how many cards could be sorted in an hour. And as a consequence it was difficult to assess staffing levels for the HQ Bureau, bearing in mind that there was to be cover for holidays and sickness. It was clear, though, that amateurs were sending more QSL cards, mainly because of the sunspot maximum and the effect of having acquired several new bands in recent years (50MHz, 70MHz for Class Bs, 10MHz, 18MHz and 24MHz). One advantage of the move to HQ has been that statistics are now being produced in order to keep full control of the operation and to ensure it all runs smoothly, even at peak QSLing times.

It was decided that some deterioration in the service had to be accepted in the short term in order to gain in the long term. Short term problems have been delays in getting cards to sub-managers, and a temporary increase in sorting errors. These are just the normal result of a change in working methods. There has been some useful feedback from members and in particular from Sub-Managers which has resulted in a number of changes. For instance, it had been decided that an estimated saving of some £2,000 justified sending cards to Sub-Managers less frequently but in larger parcels. Unfortunately, this led to unpalatable delays for those Sub-Managers who handled relatively few cards, so parcels are now sent to Sub-Managers either at a time limit or a weight limit, whichever is the soonest. No card should be held at HQ for more than eight weeks under this system, and most will be sent out far sooner.

Once Jim Smith had trained himself, he set out to pass his experience on to others, and two sorters are now fully trained and up to speed. The backlog which had been collected from Ted Allen's house was dealt with swiftly by a number of volunteer sorters during the Autumn of 1989. As a result, in a few weeks a whole room full of cards, together with a continuous flow of new cards arriving by post, had been reduced to virtually nothing. Some of these volunteers are continuing to give their time to the Bureau, which is much appreciated. The present strategy is to use several part time

staff to man the Bureau under the direction of Jim Smith. The advantage of this is that peaks and troughs in the throughput of cards can be better and more cost-effectively catered for.

There have been rumours of unacceptable delays, dramatically increased sorting errors and so on. There is very little evidence to support this, however. Where minor problems have come to light improvements have been made and the Bureau is now running very smoothly. The incoming side at HQ has at any time no more than 3 weeks work in hand which is a very good figure for a major QSL Bureau. How major? Well, some one and a half metric tonnes of QSL cards (over half a million cards) were handled at HQ during the last four months of 1989! As a bonus, the outgoing side is working better as Ted Allen no longer has to sort incoming cards.

Many Sub-Managers have visited the bureau and have given useful advice. Others have written to explain how the change affects them. Here is a selection of the written comments:

"Many thanks for the letter, really appreciate being informed of what's happening..."

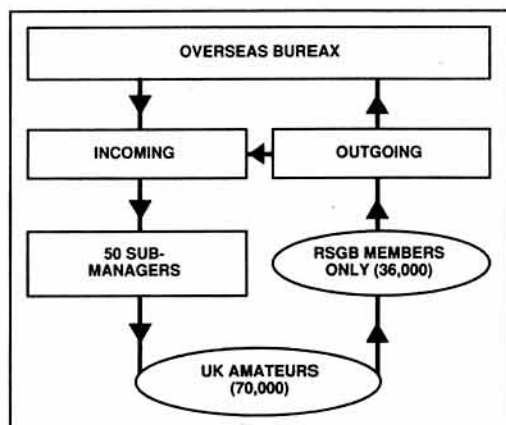
"I did get rather more mis-sorts, but I expected this; in fact it wasn't as bad as I expected... I used to send them back to Ted when a good number had accumulated."

"...the size of the parcel you send is fine for me, in fact they are smaller than I usually get..."

The next phase is to transfer the outgoing side of the Bureau to Headquarters. This will be carried out during the first quarter of this year. Ted Allen's expertise will not be lost however as he has offered to become a Sub-Manager.

The result of the changeover will be a more consistent service completely independent of staff holidays or sickness, run at approximately the same cost as the old scheme.

Amateurs will always grumble about the slowness of QSL Bureau systems. Horror stories are frequently told of QSL cards arriving many years after the original contact. The Bureau was never intended to be fast or to replace the postal service; it was introduced as a very cheap way of exchanging cards. Just count how many cards could be sent via the Post Office for the price of the RSGB subscription - not many is it? The way to ensure the best throughput is to follow the guidelines which are sent to every new member and are published in the RSGB *Call Book*. Please be tolerant, patient and understanding. With your help and co-operation the RSGB QSL Bureau should be running more smoothly and efficiently than ever before by the end of 1990.



How the QSL Bureau works.

Why Dunoon?

In 1988 it was decided by the RSGB Council that the Society's Annual Meeting would no longer be held exclusively in London. Following a call for clubs to offer venues, Manchester was chosen for the '88 meeting. This policy proved to be so popular that Council decided to ask again for venues to be offered for 1989. Out of the offers, Dunoon seemed to provide the best facilities at the right price.

Dunoon is on the Southern end of the picturesque Cowal Peninsular just across the Clyde Estuary from Greenock, West of Glasgow. It can be reached by road from the North or by one of two ferries from Greenock. Situated a few miles from the Holy Loch (famous for its submarine base), Dunoon is an attractive small town with mountain views in almost all directions. The sun rising over the mountains in Ayrshire was a stunning sight. One Council member is reputed to have been so impressed that he booked his 1990 holiday whilst he was there!

There has been some criticism of the choice of venue, especially when it became clear that a ferry trip was required for most visitors - however, the ferries were frequent and fast, and could not have been easier to use. The locals, incidentally, appeared to regard the ferries with no more concern than they would buses. Nearly 100 members from Scotland, Wales, England and Northern Ireland made the trip to Dunoon.

The Scottish December weather was also a cause for speculation. However, it was calm and well above freezing thanks mainly to the influence of the Gulf Stream and a stationary high pressure area.

One of the advantages to the Society of the Dunoon offer was its low cost, both for the hall and for hotel accommodation. Dunoon is being promoted as a conference centre and the members and employees of the Argyll and Bute Council went out of their way to make us feel welcome. In fact everyone in Dunoon appeared to be cheerful and friendly and the local paper ran a feature on the meeting.

The venue itself - the Queen's Hall - was a large well equipped general purpose theatre/sports/dance hall with plenty of room for the talk-in station, GB4RS. This was run by the Dunoon Amateur Radio Club who were responsible for suggesting the venue in the first place. A snack lunch and hot drinks were available for those arriving early and the RSGB book stall was extremely popular.

The Annual General Meeting

By 2pm, the start of the meeting, 96 members had signed in. A round of applause greeted the Secretary's reference to Council's decision to select Dunoon for the meeting. The President, Dr Julian Gannaway,



1989 RSGB Annual Meeting

G3YGF, then explained the format of the meeting and opened the formal session. After introductions, apologies for absence and an opportunity to examine the 1988 Minutes, the meeting turned to the financial report.

The Honorary Treasurer, Willie McClintock, G3VPK, introduced the Accounts and referred to some accounting problems which had

come to light after the financial report had been produced. Questions from the floor centred on these problems. The Honorary Treasurer outlined what had happened and explained that the situation had become apparent only after the Accounts had been produced. Council had agreed at its November meeting that the membership would be informed as

soon as all of the information was to hand.

The President announced the result of the Council election and asked the successful candidates to stand up to be identified. He acknowledged the fine job done by the election scrutineers led by Bill Craig, G6JJ. Unusually, when the President called for volunteer scrutineers for next year's election there was no response. Fortunately, the 1989 team had already volunteered to do the job again.

There were two formal motions on the Agenda, the first being the re-appointment of the auditors - Moores and Rowland. There was some discussion on this but on a show of hands the meeting agreed to re-appoint the auditors. However, one member, G6JNS, exercised his right to call for a Poll which means that Proxy Votes must be counted along with those voting for themselves in the hall. Since the numbers of proxies held, and their voting preferences, had been printed on the agenda sheet the likely outcome was obvious to all. Nevertheless, it was necessary to carry out the formal procedures which resulted in 2338 votes FOR and 91 AGAINST re-appointing the auditors.

The Extraordinary General Meeting

The second formal motion of the day was an amendment to the Articles of association which sought to close a loophole in Article 26. The intention of this Article is to allow 'new blood' onto Council by limiting Members to two consecutive terms of office. It had become apparent that there was a way in which this could be circumvented. The amendment was carried on a show of hands by 86 votes to 2.

Awards

One of the lighter aspects of the Annual Meeting is the presentation of awards and trophies to those having achieved distinction in amateur radio.

A special award went to Sean McWilliams, who at the age of ten had passed the 12 wpm Morse Test. He was presented with certificates for being the youngest Scot ever to have passed the Morse Test, and the youngest person to have passed a Morse Test administered by the RSGB.

Mr P. Barker, G0DZU, received the Ostermeyer Trophy for his *RadCom* article on the construction of an HF linear amplifier.

The Norman Keith Adams prize for the most original *RadCom* article went to Mr D H Davies, G4YKT, for 'Lifting CW out of the noise.'

Sam Jewell, G4DDK, was



Julian Gannaway, G3YGF, Immediate Past President is seen (above) presenting Basil O'Brien, G2AMV, with his Vice Presidency award and (below) a special award to Sean McWilliams

awarded the Wortley Talbot Trophy for work in the development of high quality designs for the microwave bands.

Ronnie Cowan, GM4SRL, accepted the Raynet Trophy on behalf of the many groups who assisted in the Lockerbie incident.


The Founders Trophy for services to the Society went to Mr M Harrington, RS20249, in recognition of outstanding work done for short wave listeners and for the HF Contests Committee.

An important facet of amateur radio is the fostering of international friendship. Great achievement in this field is marked by the awarding of the Calcutta Key. This year's recipient was David Sumner, K1ZZ in recognition of his work as Secretary of the IARU. Unfortunately, family illness prevented David receiving the award personally so the IARU Region 1 Secretary, Dr John Allaway, G3FKM, accepted it on his behalf and said "David has asked me to convey to Council and the Society his deep appreciation of the honour which has been bestowed upon him. He is very much aware of the future role of all national societies to work towards a more positive future within amateur radio in association with the IARU and he has told me that he continues to work to strengthen the bonds of friendship between radio amateurs in every corner of the globe."

Winners of awards are usually informed a few weeks before the presentation. However the award of a Vice Presidency bestowed on Basil O'Brien, G2AMV, was deliberately kept secret so it would be a surprise. Basil's distinguished membership spanning more than half a century included being a Regional Representative for 25 years, a Council member for 12 years, President in 1981, Chairman of the Finance and Staff Committee and of the Membership and Representation Committee, and Honorary Treasurer. A tireless worker for the cause of amateur radio, he had recently been obliged to retire from RSGB work owing to advancing years. Obviously delighted with this surprise, Basil said he was not sure which was the greater honour - to receive the award or to have been of service to the RSGB.

Awards Manager moves

The RSGB HF awards manager, Stephen Emlyn-Jones, GW4BKG, has moved QTH and his mailing address is now PO Box 20, Bridgend, Mid-Glamorgan CF31 4JT. Those chasing RSGB HF awards please note.



Following his installation as the 1990 president of the RSGB, Frank Hall, GM8BZX, addresses the meeting.

President's speech

Julian Gannaway, performing one of his last duties as 1989 President, described the major licence revision as the most significant single event of the year, being the culmination of some 5 years work and introducing many new facilities. He then described some of the further improvements to be made to the licence in the new year.

Work on Project YEAR continued. The video, the first of a series of books and the Novice Licence were about to come to fruition. It was up to the members to support the project by training the next generation of radio amateurs. The DTI fully supported amateur radio which provided a training ground for electronic engineers.

The interests of amateur radio were being defended on a number of fronts. The 1992 WARC was being prepared for, an IARU group of radio societies in the European Committee had met to deal with electromagnetic compatibility regulations, and more effort was being put into tackling antenna planning matters and spectrum abuse.

Within the RSGB there had been improvements, both in the use of modern equipment and in new senior staff. Members could help by encouraging as many amateurs and listeners as possible to join and support the Society's work.

Finally, Julian announced that the DTI had agreed that two repeaters in remote areas of Scotland could be used for transmitting the GB2RS news. This should improve the service.

Informal Session

A large number of topics were raised by those present. The *Call*

Book was mentioned frequently and there was a strong feeling that the GM, GI, GW, GD, GU, and GJ stations should be listed separately from those in England.

GM0ECU wondered why the Raynet Lockerbie report was being vetted by the Authorities. G3YAC, Chairman of the Raynet Committee replied that it was in our interests to maintain a close relationship with the User Services.

GM8BBA asked if it were correct that some repeater groups were not promptly re-imbursement site fees paid on their behalf by the RSGB to the IBA. Staff member, G3XDV, said that some £800 was outstanding and that several groups needed to be chased very hard. This was, of course, wasting members' money.

One member felt the Society should be concentrating on consolidating its existing services rather than introducing new ones like the Credit Card. The Secretary, G3OUF, described the high work load of HQ staff members, many of whom rarely stopped for lunch, and argued that if the Society was to achieve its objectives more money was needed. The Credit Card was a way of obtaining more money without getting it from the membership. This received a round of applause.

GM4VAZ suggested that the Society write to all non-members to try to recruit them. G3OUF said this had already been done with all Class Bs some time ago and a mailshot to all licensees was planned.

Susan, GM4SGB, protested that those on the top table kept referring to gentlemen when there were several ladies present. The President apologised for this. GM4SGB commented that this sort

of attitude could deter women from joining the hobby. To some laughter, the President Elect, Frank Hall, GM8BZX, remarked that not all of the men present were gentlemen either.

GM3EDX started a discussion on HF contests but it seemed that it was impossible to please everyone or to co-ordinate all contest organisers.

GM8JIP asked why there was not a local advice scheme for those with EMC problems. G4JKS, the EMC Committee's spokeswoman, described a telephone advice scheme which was currently being set up.

Other questions concerned charity status for Raynet, Worldwide Locator maps, the choice of venue, and reduced subscriptions for those on low incomes.

The meeting closed at approximately 6.30pm.

Presidential Installation

After the Annual Meeting, more than 60 guests assembled at a nearby hotel to celebrate the installation of the 1990 President, Frank Hall, GM8BZX. Amongst those present were representatives of the Argyll and Bute Council, the DTI, the BBC and the IBA.

The event commenced with a drink provided by the Argyll and Bute District Council. The outgoing President, Julian Gannaway, after a short speech, handed over his chain of office. Frank replied with the speech reproduced elsewhere in these pages.

A tradition at presidential installations is a humorous speech by Zone F Council Member Terry Barnes, GI3USS. He explained the difference between Scotch and Irish Whisky, the former being double distilled and the latter triple distilled. He described Frank (who has been known to drink whiskey from time to time) as a triple distilled president as he had been Executive Vice President three times. He presented Frank with a shillelagh "to keep Council in order" an Irish calendar "to prove that not all the best views are in Scotland" and some whisky miniatures. Frank's wife, Beth, received an Irish crystal bud vase.

At last, the dinner was served (a great relief to hungry diners and frantic kitchen staff alike) and all settled down to wish Frank Hall a successful year as President. (*The full minutes will be published in a later edition - Ed.*)

50MHz latest

Just as we go to press we learn that Denmark and Switzerland have now got 50MHz, and more permits are being issued in Sweden. More details next month...

EMC Co-ordinators

Please note that there was an error in the list of EMC co-ordinators which appeared on page 7 of December's *RadCom*. P Fletcher, G8TWD, was included by mistake, so if you live in Zone D please direct EMC queries to the other two co-ordinators for that zone.

Since the last EMC column two volunteer co-ordinators for Zone B have come forward. Those members experiencing EMC problems in Nottinghamshire, Leicestershire, South Humberside, Lincolnshire, Derbyshire, Northants, Bedfordshire, Warwickshire or West Midlands should contact Simon Wood, G4OWI, on 0636 72625, or Sandra Morley, G0MCV, on 0533 374999.

It is encouraging to see a good response to the post card enclosed in December's *RadCom*. It is especially pleasing to see the number of boxes ticked under EMC heading.

Contacting Headquarters

Occasionally members report being confused by the two panels at the front of each *Radio Communication* featuring contact telephone numbers. In summary, the correct phone numbers for the Society are:

RSGB Switchboard (all enquiries) 0707 59015
RSGB Answering machine (evenings/weekends) 0707 59015
RSGB Fax 0707 45105
RSGB Telex 9312 130923
RSGB Telecom Gold 87: CQ0083
GB2RS 'late changes' answering machine (GB2RS only) 0707 59260
RadCom Fax (RadCom matters only) 0707 49503
RadCom Telecom Gold 76: MSX020

The use of the correct number will help to ensure your enquiry is dealt with in the most efficient way. Our main switchboard and its operators are extremely busy so callers are requested to be patient.

Is your school on the air?

The amateur radio society at Warwick school is interested in hearing from other schools active on the air. It already has a regular 21MHz sked with an American school and would like to establish a regular net on Tuesday lunchtimes with educational establishments in the UK, possibly on 7MHz. The school's callsign is G4WKS and anyone interested is asked to contact either Ted, G0KAQ on 0926 498851 or Gervald, G0GNF on 0926 613669.



Transatlantic pioneer honoured

On 11 December 1989 a plaque sent by the ARRL was unveiled to commemorate the pioneering work of American engineer Paul F Godley. The text of the plaque reads 'Near this site in December 1921, radio signals transmitted by radio amateurs were first heard across the Atlantic. American engineer Paul F Godley selected Ardrossan as a quiet spot for radio reception, and spent several long winter nights in a tent with his receiving apparatus. He was rewarded with confirmed reception of more than 30 different amateur radio stations in Canada and the United States, thus proving that vast distances could

be spanned by radio without massive commercial installations.' The picture shows on the far left John McCreight, GM3DJS, honorary president of the Cunningham and District Amateur Radio Club, and standing next to him is Frank Hall, GM8BZX, the newly installed President of the RSGB. Watching them are Ann and Neil Cowan who own the Abbotsford Nursing Home, the building on which the plaque was erected, and David Evans, G3OUF, the Chief Executive of the RSGB. Every year the Cunningham club run a special event station, GB2PG to mark Godley's achievement. *Photo: GM4SRL*

BYLARA contest

The seventh BYLARA contest takes place 1900-2200 Thursday 22 February and 1000-1300 Saturday 24 February. Bands are 3.62-3.65 and 3.72-3.775, 7.05-7.09, 14.4MHz (but not 14.475-14.5175 or 14.56-14.6) and 430MHz (but not 432.8-433.375 or 434.6-434.975). Sections are HF phone, VHF phone and mixed HF/VHF; entrants should spend at least a third of their time on HF and a third on VHF. Submitted entries should show operating time split clearly into 10-minute periods, each of which should be spent entirely on one band. For SWLs, only one period of operation (either Thu or Sat) counts for each entry but more than one section may be entered.

Call CQ BYLARA Contest. Ladies

may work both ladies and gentlemen, gentlemen may work ladies only. Exchange callsigns, serial number, name and whether or not you are a BYLARA member for 1989-1990. Score 5 points per YL BYLARA member, 3 points per non-YL member, 1 point per OM. Entries must include signed declaration that licence regulations, IARU band plans and the above rules have been complied with; send them to Mrs Ann Skinner, G0BIR, Halfway Lock Cottage, Upper Gambolds Lane, Stoke Prior, Bromsgrove, Worcs B60 5HB.

QSL 4K0F?

Boris G Surov, UA0QBO, tells us that QSLs for all contacts with 4K0F must go directly to PO Box 9, Chersky, 678830, USSR. He says 'NOT send via UA1MU and UA1DJ'.

STOP PRESS PCB price rise

Badger Boards have just informed us that they are now registered for VAT; unfortunately this information came too late for us to update the mail order pricelist on page 43 of this month's issue, but the revised prices are as follows:

G4PMK Simple Spectrum analyser. RF Board £6.11; video/sweep £4.88; marker generator/PSU £4.49; set of all 3 boards £14.38. G3TXQ Transceiver. Main IF/audio £11.50; VFO £5.46; driver/preamp £6.33; low pass filter £7.48; band-pass filter £4.60; control board £5.18; regulator board £2.30; set of all 7 boards £27.03.

STB on the air

The Scottish Tourist Board (Radio Amateur) Expedition Group - which must be the longest title of any radio-related body in the UK - has asked us to say that the following callsigns were valid during 1989 for the Scottish Thistle Award: March, GB2STB; April, GB2DWR; May, GB2RB; June, GB2RBC; July, GB2NTS; August, GB2SSD; September, GB2NTS; October, GB4SPC. A full list of proposed stations for 1990 is now available from GM3MTH, QTHR, or the Tourist Board itself at PO Box 59, Hamilton, Lanarkshire ML3 6QB.

The Group tells us that they're the most active in Scotland and that they had over 11,000 visitors to their stations during 1989; apparently they know of at least five people who are now studying for their licences as a result of seeing one of the Group's stations. Six separate stations were put on for each event - two on CW, three on SSB and one on FM. We were fascinated to read that the public makes a beeline for the CW stations and takes more interest in that mode than SSB! Quite right too.

'Dual bi-polar power supply'

It would appear that this project, which appeared in the January 1990 issue of *RadCom*, contains a certain number of design deficiencies. Whilst these are not, in themselves, dangerous, we recommend that such a supply should not be used to provide more than 300mA per rail. A suitable alternative design capable of supplying higher currents will be published at the earliest opportunity. Readers are asked to accept our apologies for any inconvenience caused and to note that, as a consequence of the above, the PCB boards will not be available from our PCB service.



Sean sits CW

This pic shows 10-year-old Sean McWilliams from Alva, Clackmannshire, who is probably the youngest person in Scotland to have passed the Morse test. Sean and his father Lawrence (now GM0LWD) attended Morse classes in Menstrie run by Brendan, GM0BWR, and Sean was presented with his framed pass slip on 21 November 1989 by Brian Waddell, GM4XQJ, who is the RLO for the Central Region of Scotland. The presentation was attended by local amateurs and Morse-class students — bet they were encouraged! Congratulations, young sir — pass that RAE next...

What's the Society doing?

A selection of items from the work of the committees

A proposal has been made to place a spread-spectrum navigation system called GEOLOC in the 1.7-2.2MHz portion of the RF spectrum. Amateur radio will become primary user of 1.81-1.85MHz in 1992, and the protagonists of the GEOLOC system propose to incorporate filtering to reduce the level of interference so that amateurs living more than 8km from the transmitters will not be affected. Proposed sites for GEOLOC transmitters are East Anglia, north-east Scotland and the Shetlands.

The Society's HF, Technical and Licensing committees have jointly produced a detailed response to the proposals, which has been sent to the DTI. Briefly, the Society does not agree with the calculations made by GEOLOC's proponents and we believe that the interference will be much more widespread than has been claimed. Certain other technical matters were also raised in the response. At press time the Society was awaiting a response from the DTI.

The European Community group of national societies — of which the RSGB is, of course, a member — met in Brussels in December. One outcome of this meeting is that a proposal is going forward to the European Commission to reduce

VAT on amateur radio equipment. This could mean that the EC's share of VAT would be reduced to zero, which would leave the UK with VAT of about 10%. More on this when we have it.

Finally, the Society is producing a detailed response to the DTI on the proposals to implement the EC EMC Directive. As they stand, these proposals could be very limiting to amateur radio, possibly to the extent of preventing the selling of kits which have not been proved to comply with the terms of the Directive. They could also have the effect of preventing modification of equipment.

Nicked

Mr G Tomlins, G1SIZ, tells us that a Yaesu FT727R dual-band transceiver, s/n 7G170009, a Realistic 200-channel PRO-32 scanner s/n 595777 and a Micro 7HT7 430MHz transceiver were stolen from his house in Ashfields Road, Heath Farm, Shrewsbury. Anyone offered it is asked to contact either Mr Tomlins on 0743 58843 or Shrewsbury Police.

Wrong callsign

In the write-up of the G5LO/P operation on page 17 of the November 1989 *RadCom*, we incorrectly quoted G0AEG's callsign as G0AGG. The person responsible has been chastised with whips and scorpions.

Cultural Capital of Europe

The West of Scotland Amateur Radio Society (which has the wonderful PO box number 599) tells us that amateur radio clubs in the Greater Glasgow area have joined forces to celebrate 'Glasgow 1990 — Cultural Capital of Europe' and special-event callsigns will be activated from club premises and cultural events throughout the year. The main callsign for 'Glasgow 1990' is GM90CC, which stands for Nine Zero Cultural Capital and the participating callsigns are GB0, 2 and GB4CCE (Cultural Capital Europe) and GB5 and GB6CC (Cultural Capital).

In connection with this event, there's a splendid prize draw to try for. The top prize is a seven-day trip to Glasgow, with return air fares for two from the winner's country (donated by the Scottish Tourist Board), hotel accommodation in Glasgow (donated by the Greater Glasgow Tourist Office) and complimentary tickets to a variety of events taking place during the stay. A secondary prize consists of two seven-day 'Freedom of Scotland' rail tickets (donated by ScotRail) will be offered to an entrant and partner who intend to visit Scotland during 1990.

To enter, you must have one

contact with GM90CC on any band and mode, plus four contacts with any of the callsigns mentioned above. Send the QSL for the contact with GM90CC either via the bureau or direct to PO Box 599, Glasgow G1 1EW, Scotland, and quote the other four stations you have contacted on your QSL card. Please do NOT QSL individual GB callsigns involved in this event unless requested to do so by the station. Your card will be entered for the draw, which will take place on 1 May 1990.

If you'd like your card to be entered for the secondary prize, please write 'Flying Scotsman' on your card. The draw for this will take place on 1 June 1990.

More information is available from co-ordinator Allan Buchan, GM0EFH, at 14 Jordanhill Drive, Glasgow G13 1SA.

Lockerbie crash honours

Further to the piece last month about the Lockerbie tragedy, we were delighted to see that Alexander Anderson, GM4VIR, the group controller of Dumfries & Galloway Raynet was awarded the MBE in the New Years' Honours List in recognition of his work during its aftermath.



Loadsamoney for Ayrshire Raynet

Ayrshire Raynet Group has been successful in obtaining a grant of £900 under Strathclyde Regional Council's development committee grant scheme. The group had its sights on a heavy-duty mobile mast, capable of extending to over 50', at a cost of around £1,500 and had already raised over £500 in the form of donations from local firms — including £250 from the Prestwick offices of British Aerospace. The regional council's donation has allowed the Group to take delivery of the mast — from Tennamast in

Beith, Ayrshire — much sooner than they had thought possible.

The group committee are to be congratulated on the positive way they tackled the problem of not having a suitable mast. Grants of this type are often available, and it's good to see that the Ayrshire group were able to make a good case to the regional council.

The photo shows group controller Tom Stewart, GM0BKX, receiving a cheque for £250 from Mr John Larroucau, Senior Vice-President of Jetstream Engineering, British Aerospace at a recent ceremony held in Prestwick. Mni tnx to Raynet committee press officer Ronald Cowan, GM4SRL for the pic.

New products



First off the heap is **Nevada**, who are importing the Fairmate HP100E scanning Rx. According to the press release, this has '...the highest specifications yet seen in a handheld scanner anywhere in the world. Its main features are frequency ranges of 25-550MHz and 850-1300MHz with 1000 memories (*that's one thousand - Ed*) three selectable receive modes, selectable receive attenuator, keyboard or tuning knob frequency control... and programmable search steps'. Nevada added that 'Fairmate are a major Japanese company who are virtually unknown in the UK. For many years, however, they have produced models for famous brands such as AOR and Regency. The HP100E will be the first product released in Europe carrying their own name... it will sell at £299 inc VAT'. Sounds like an awful lot of technology for a handheld receiver, doesn't it? Nevada are at 189 London Road, North End, Portsmouth, Hants PO2 9AE, or ring them on 0705 662145 - fax 0705 690626.

Members in the Tyne & Wear area may like to know that **Star Electronics** has been appointed the authorised dealer for Yaesu and SMC products and the northern distributor for Revco antennas. Star also stock MET antennas, Howes kits and other things. Star said that 'There's easy access from all major roads with free parking, and we're located very close to Hebburn Metro Station'. Great stuff - check them out at Unit 5c, Robert Frazers Industrial Estate, Station Road, Hebburn, Tyne & Wear NE31 1DB or give them a ring on 0836 293738. They also sell RSGB books, by the

way, which has just got to be the best reason for going to see them.

'ATV Master: An Integrated SSTV and FAX System for the Commodore Amiga Computer'. So ran the title of the latest press release from **ICS Electronics Ltd.** Not so much a press release as a mini-essay on the unit, ICS say 'Until now, STV has demanded either expensive dedicated commercial equipment from companies such as Robot or Wraase or a complex home construction project in order to produce reasonable results. Even then, if the signal was not absolutely perfect, large areas of the picture could be lost and colour registration ruined. For only £299.95, AEA Inc has provided the answer. We can now provide an add-on interface box and software which will make the humble Commodore Amiga computer into the most powerful SSTV and FAX transceiver system ever.' There's much more in this vein, but we'd suggest that those interested ask ICS Electronics for a copy of the extremely detailed and comprehensive information. They're at Unit V, Rudford Industrial Estate, Ford, Arundel, West Sussex BN18 0BD - telephone 0903 731101, fax 0903 731105.

Would you like a QSL card drawn for you in the style of **R F Byrne** and his friends? If so, write to Paul Thompson, G6MEN, at PO Box 32, Shrewsbury, SY1 1ZZ with a rough idea or description of what you have in mind and a cheque for £10. For printing of your cards, in any colour ink on gloss or matt card, Paul recommends '**G4TJB QSL Cards**' who are at 29 Portishead Road, Worle, Weston-Super-Mare, Avon BS22 0UX. Paul sent in some sample card drawings, which unfortunately we couldn't reproduce here for technical reasons; no doubt he'll be pleased to let you have some examples of his work. Two 'off-the-shelf' designs were available at half-price, incidentally.

Talking about G4TJB reminds me that this company are the trade and retail distributors for the '**Navy Special**' mobile whip antennas, made by Tony, GW4YYY. There are two basic types of these - Model A which covers 7, 10 and 14MHz and Model B which does 18, 21 and 24MHz. Power handling is 100W PEP, and having been admiring one of these antennas only the other day I can testify that they're jolly well made and work well too. Both cost £52.95, although you need to buy your own mount (magmount, gutter, boot lid, etc). 'G4TJB QSL Cards' are at the address mentioned above, although they were

supposed to be moving to a new one in mid-January. When we spoke to them on the phone the other day they hadn't signed the contract for the new place yet and weren't sure when they'd be going. However, they'll be picking up phone calls on the old number, so we'd suggest trying that prior to sending anything through the mail. They're on 0934 512757.

Having published a little item about the **Samson ETM-SQ** twin paddle key the other month, we had a couple of letters saying how good they were. One of them said 'why don't you get G5BM to tell you about the other Samson keyers, they're really good' or words to that effect, so we did. In reply, Frank wrote a very interesting letter which unfortunately is a bit long to publish in its entirety here. He said 'Samson keyers have been popular with seagoing radio officers for many years because of their portability, being completely self-contained with long-lasting batteries and integral paddles... the versatility of these keyers, having both reed-relay and transistor keying outputs, makes them suitable for use with any type of transmitter or transceiver that the operator may encounter. Models with heavy-duty reed relays are also available for use with the older types of high keying-current transmitters.'


The current range of Samson keyers is the ETM-1C, ETM-5C and ETM-8C. The ETM-1C is the bottom of the range; it is a basic iambic keyer which requires external paddles. The most popular Samson models are the ETM-5C and ETM-8C; they are similar in appearance but the 8C has 8 memories with a capacity of 512 bits each, which is adequate for various types of CQ calls, name and QTH, etc. Prices are as follows: ETM-1C, £36.00 plus £1.15 p&p; ETM-5C, £88.00 and ETM-8C, £144.00, with p&p on the latter two being £2.80. The ETM-SQ is £36.00 plus £2.70 p&p. Please note that the price of this later model has increased from that given earlier as a result of the deterioration of the £ against the DM.' Quite so; West German

products are noticeably dearer than they were a few months ago.

Frank says that he'll be delighted to answer any queries from members about Samson keyers; ring him on 0531 820960 or drop him a line at Woodland View, Birches Lane, Newent, Glos GL18 1DN.

Still on the subject of keys and keyers, we had a letter the other day from Gordon Crowhurst, G4ZPY - proprietor of **G4ZPY Paddle Keys** who were mentioned in these pages a while ago. Gordon said that he'd introduced yet another key to his range, actually the 25th; he wrote 'This key, displaying our usual high standard of British craftsmanship, is a satin-finished pump (straight) key in kit form. Based on the Marconi "American Wireless Key" it incorporates a new form of spring tensioner and can be assembled ready for use in fifteen minutes. The key can be purchased for £19.95, or £27.95 with a polished mahogany wood base'. Gordon added that they wouldn't be selling the key ready assembled but '...even purchasers with the smallest amount of engineering knowledge can assemble it'. Sounds very good - G4ZPY Paddle Keys are at 41 Mill Dam Lane, Burscough, Ormskirk, Lancs L40 7TG, and on the other end of 0704 894299.

Barker & Williamson - now there's a name to conjure with. Old-timers and not-so-old-timers will know that since 1932 B & W have had an excellent reputation for superb products, which consisted of more or less anything to do with inductors. They're still very much around, and we were delighted to hear from RF Engineering Ltd (prop G4JAG) that they've been appointed the UK distributor. They say 'We intend to service both the amateur and commercial market, and we will be at many rallies in future months'. The catalogue they sent along looked good, with a pic of a FB HF linear amplifier containing a couple of 3-500Zs on the back cover. Get your copy from RF Engineering Ltd at 2 Elizabeth Drive, Helmshore, Rossendale, Lancs BB4 4JB.



Top: Fairmate scanner

Right: Samson ETM-8C keyer

SCENE: The upstairs radio room of the Ancient Mariner (hereinafter called TAM) with its prospect of distant hills and a church spire illuminated with the sunshine. Bounding up the stairs comes Young Electronic Person (hereinafter called YEP), full of news about his attempts to become a radio amateur.

YEP: Thanks for letting me sit in with you again. I'll always remember that last session we had when we scoured what you called the HF bands... but I was a bit mystified why they call that 160-metre band 'Top Band.' Shouldn't it really be bottom band?

TAM: Strictly, you're right, YEP; but the term was applied all those years ago when hams talked in terms of wavelength and not in frequency as they do today. Nothing much wrong with the term 'Top Band' is there?

YEP: Hmm, I suppose not... I hear misnomers every day when I tune around the bands. I hear a lot of other things too. When I was sitting in with my Aunt Sandra's husband a few weeks ago... I can't remember his callsign...

TAM: (with a grunt) You jolly well ought to at your age.

YEP: Well I don't... must do some revision! As I was saying, my Aunt Sandra hears a lot of what goes through her OM's radio, and last time I was with them, she said to me "You do hear some silly things said over the air." She wasn't at all critical of her husband's ham radio hobby but she seemed to think that a lot of what she heard was either unintentionally funny or just plain daft.

TAM: She was right, you know, YEP. Do you remember some of those daft things we heard on the 80-metre band when you were here last?

DREDGE AROUND THE METREWAVES

YEP: I'll never forget them. But what's it like on VHF? You said last time that next time we could have a dredge around the metrewaves.

TAM: Yes, let's do that. Have the *Callbook* by you so you can look up the callsigns you hear and tell me where to turn the beam.

YEP: The *Callbook*... it's pretty fat these days, isn't it! I remember a man writing somewhere or other that it's the metrewave person's best friend after the Licence. Right, TAM, where do we start?

TAM: We'll start with a twiddle round the 2-metre band... now here's a quick-fire contact... those two blokes know how to operate... listen how they pass it back from one to the other, just like face-to-face speech.

YEP: Yes, they're good. But what's all this about 'rabbiting on' which you mentioned last time I was here?

TAM: Oh, that won't be difficult if we latch on to the local repeater. Now, here's a familiar callsign coming through 'the box'. Look him

"They do say some silly things over the air," murmured Aunt Sandra

Jack Hum, G5UM

up in the *Callbook* and also look up the chap he's talking to.

YEP: Yes, here they are...but TAM, look at this: they're both in the same postal code district! Do they really need to talk through a repeater to make contact?

TAM: No, they don't, and it's a damnfool way (if you'll pardon my French) of carrying on a contact. Each should check if he can hear the other on the input, and if he can, then there's absolutely no need to use a repeater. Anyway, it's not a real QSO when you talk to one another through a repeater.

YEP: Can I take you up on that with all the diffidence and respect a Young Electronic Person can summon up?

TAM: Sounds as if you've swallowed a dictionary...but go on.

YEP: I've just been thumbing through the pages of the *Callbook* where it gives the Q-code, and it says here that 'QSO' means communication either direct or via a relay link.

TAM: That's quite right...but you'll find that the Q-code, although expressed in adjectival terms, lends itself to modification as a noun.

YEP: Cor' now you've swallowed a dictionary!

TAM: (unheeding) You could say that a QSO is a noun which every ham puts in to his vocabulary, and if he has got any sense at all, he realizes that a contact made through a repeater isn't a real QSO. It's an assisted one, and doesn't rate for claiming an award. Hold it... listen to this... here's a G-ham talking to a Dutch one through a repeater on the East Coast. Did you

notice that each said to the other "my QSL sure"?

YEP: On that reckoning, neither of the QSLs they swap will be valid.

TAM: True... but to talk foreign is something few metrewave operators have a chance to do, and so it's quite exciting to them when the DX is coming through even if a repeater is doing the work. After all, how they choose to use their QSLs is *their* business, isn't it?

YEP: But after what you said, aren't they wasting precious QSLs doing just that?

TAM: Of course they are...but as I say, they are free to do so if they want.

'THIS QSL BUSINESS...'

YEP: Now, about this QSL business: I often hear hams ending their overs with 'QSL' every time they go back to the other party. Does this mean they want a QSL card? I don't think so, 'cos they say 'QSL' after each over. Explain, please, TAM.

TAM: The accepted way to pass it back is to say 'OVER'. Someone somewhere discovered that 'QSL' means 'acknowledgement' and so the habit has spread.

YEP: A bit pretentious, isn't it, TAM?

TAM: Yes, as pretentious as that other buzz-phrase you hear bandied about, "I'll give you a bell." Last week when the insurance man was here, he said to my missus that he'd give her a bell after he'd sorted a few things out. I'm afraid my rather outspoken missus replied that she didn't want a bell: she already had two on the front door and another up in the radio room so that she could summon the OM when his lunch was ready.

YEP: But don't buzzwords make the language more interesting?

TAM: Up to a point they do, but past that point they become irritating clichés.

YEP: Ha, ha, I can tell you one of them...that awful phrase you hear in television interviews "how do you feel about so-and-so." It's enough to make a distressed person seize the mike and throw it into the interviewer's face.

TAM: That probably happens, but of course the television people don't show that bit. But let's get off television and back to ham radio; it's much more interesting.

FULL TALK-THROUGH

YEP: It certainly is. Now here's something very, very interesting. This FM chap on 144.8 is having a one-sided contact. Is this what you

call duplex?

TAM: Correct again, young lad, and it comes in two forms, in-band duplex when both of you talk on separate rigs in the same band, and cross-band, say, from 2 metres into 4 metres or 70 centimetres... 'seventy' for preference.

YEP: You are a bit confusing when you say 'seventy'. Do you mean 70cm or 70MHz?

TAM: If I didn't know you so well I'd call you a nit-picking bathbrick... Of course I mean 70cm.

YEP: Still sounds slightly confusing to me... but can we go back to this chap using duplex? It sounds very interesting.

TAM: It is indeed. You could say of duplex that you can pass more information this way than by any other except packet radio, and it's much quicker than packet, and it does have a human voice!

YEP: I could detect an exclamation mark after that last sentence, TAM.

TAM: When you do duplex you must never let the other operator's callsign get through *your* mike, and you should both announce at regular intervals which band you're using.

YEP: What regular intervals? Does it say so in the Licence?

TAM: Yes, it does, but I'm blown if I can remember...

YEP: Well, I'll tell you: fifteen minutes. At any rate, that's what they told us on the RAE course. Haven't you read your licence lately, TAM?

TAM: Er... I can't say I have. I ought to do a bit of genning-up. Thanks for the hint, young man.

YEP: I wish you wouldn't keep calling me 'young man': I hope to be an OM before I'm very much older! Now, what's that buzzing noise at the bottom end of 'Two'?

TAM: That's meteor scatter... a chap sending very fast morse to get through to another chap far beyond the normal range of the metrewaves. Each of them may need to wait for an hour or two before getting the final 'R'.

YEP: But if a QSO is that minimal, is it really worth having?

TAM: Indeed it is... the Everest Syndrome prevails. They do it because it's there and it's a challenge to their operating skills. What's more, they are real QSOs.

YEP: Then those QSOs through satellites aren't real QSOs. After all, they ARE through a repeater, aren't they?

TAM: Hmm, you've a point there. Let's go back to something simple.

YEP: Yes, the local repeater for a few minutes... phew, what nonsense! I'm sure Aunt Sandra would feel pretty sick if she could hear some of *this* rubbish, and why does that bloke keep guffawing at his own jokes?

TAM: Habit dies hard, I suppose...but indeed it *is* rather sickening.

YEP: It's amazing how much you can learn just by listening.

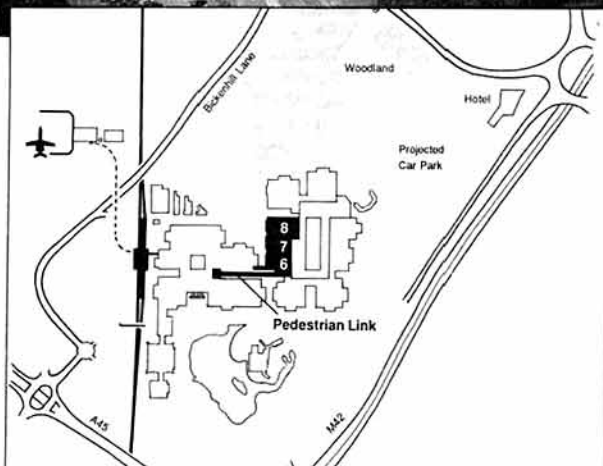
REBYNE SAYS:
"Repeater abuse?....."



NATIONAL CONVENTION AND AMATEUR RADIO EXHIBITION

Saturday 21 April — Sunday 22 April

HALL 7, NATIONAL EXHIBITION CENTRE, BIRMINGHAM



With over 100 stands, free parking and easy access, this is the **premier** amateur radio event of the year. Full facilities are available for disabled visitors and an extensive lecture programme is offered.

Opening times:
Saturday 21st April, 10 till 6
Sunday 22nd April, 10 till 5

Talk-in on 2 metres, S22

Entry fee — £2

TRADE ENQUIRIES WELCOME

TEL 0277 225563
office hours

SPECTRUM ANALYSIS

HF

JOHN ALLAWAY G3 FKM

AWARDS

The DARC 40 Award

DARC, the amateur radio society of the Federal Republic of Germany was founded at the Bad Homburg short-wave radio conference in 1950. This award celebrates their 40th anniversary and is available to both licensed amateurs and listeners. It is for working/hearing West German club stations (prefixes DF0, DK0, DL0, and DA0) during 1990. Applicants must not include more than three DA0 stations - if claimed one of each must be on the HF, 144 and 430MHz bands.

Forty points are needed for the award and each QSO counts as follows (for applicants outside the FR Germany): HF - telephony = 2, CW = 4, other modes = 6, and with a DA0 station = 10. On 144MHz the figures are 4, 6, 8, and 10, and on 430MHz they are 6, 8, 10, and 10 respectively. Awards will be numbered serially. To apply send log extract plus DM15, US\$8.00, or 12 IRCs to: DARC Amateurfunkzentrum, DARC 40, PO Box 1155, D-3507 Baunatal, F.R.Germany. Note that all proceeds from this award will be given to AMSAT-DL for the development of amateur radio satellites.

Vasteras 1000 Years Celebration Award

For contacts with Vasteras stations during 1990. Europeans outside Sweden need 1000 points, and each QSO with a Vasteras station counts 50 points. Listeners need confirmed reports from ten stations in the city. Send log extract (certified by two other amateurs) before 31 January 1991 to Award Manager, Vasteras Radio Club, Box 213, S-721 06, Vasteras, Sweden. There is no charge other than that of four IRCs for postage. Vasteras is in SM5, and I can supply a copy of a list of stations located there together with the official application form.

Luxembourg Independency Award

There are some changes to the rules for this and it is now necessary to send a confirmed log-extract only. The closing date for QSOs is now 31 December 1990 and the deadline for applications has been removed; awards will continue to be issued as long as stocks last. 150 points are needed - each LX worked counts ten points

and QSOs with LX0RL and LX150L count 15. Each station may be counted once only on each band irrespective of mode. Send detailed list of QSOs plus US\$6 or 10 IRCs to RL Awards Manager, P.O.Box 1352, L-1013 Luxembourg, Luxembourg.

Z2 Award

Available to licensed amateurs for contacts with Zimbabwe stations, and issued by the Zimbabwe Amateur Radio Society. Requires five contacts on any band and any mode. Send certified log extracts plus US\$1.00 or 10 IRCs to Z2 Award, PO Box 2377, Harare, Zimbabwe.

CONTESTS

PACC Contest

1200 10 February - 1200 11 February
1.8 to 28MHz - CW and SSB but no cross-mode, in band sections following the IARU Region 1 bandplan and confined to contest-preferred segments where these exist - i.e. CW 3.5-3.56, 14.0-14.06MHz, and SSB 3.6-3.65, 3.7-3.8, and 14.125-14.3MHz. Note that only CW QSOs are allowed on 1.8MHz and that these must be made between 1.825 and 1.835MHz. Single and multi-operator. Exchange RS/T and serial number (from 001). Dutch stations give two letters to show their province - these are GR, FR, DR, OV, GD, UT, NH, ZH, FL, ZL, NB, and LB. Multipliers are the provinces worked per band (maximum 6 x 12 = 72). QSOs count one point. Logs must be posted within 30 days of the contest. I can supply photocopies of the rules - SASE please. In the 1988 PACC Contest G5LP scored 15,360 points, G3ESF 13,090, G4IQM 12,645, G2HLU 11,970, G3AEZ 9,204, G4ZIB 5,868, GM3KLA 5,544, GW0HPQ 5,247, G0CYL 2,574, G0/PA3ARW 765, and G0AOL 72. RS87156 scored 1,521 points in the SWL section.

1990 ARRL International DX Contest

0000 17 February - 2400 18 February (CW)
0000 3 March - 2400 4 March (Phone)
Classes - (A) Single operator single and multi-band. (B) Single-operator assisted, single and multi-band (this allows the use of spotting nets etc). (C) Single-operator QRP (5W output or less) - this category is multi-band only. (D) Multi-operator single, two transmitter, and unlimited. 1.8 to 30MHz excluding WARC bands. Exchange RS/T plus a three-figure number indicating power output. W/VE stations in contiguous US states and Canadian provinces (excluding St.Paul and Sable Is) send report plus province. Each QSO counts three points and the multipliers are the sum of US states (except KH6 and KL7) plus DC, VE1-VE8, VO, and VY1 worked on each band (a possible 59 on

28MHz COUNTRIES TABLE

G4MUW	209
G0IHB	206(ssb)
G0CKP	194(cw)
G4ZYQ	183
G4DXW	179
GM4ELV	158(qrp)
G4NXG/M	150
G0FWX	141(ssb)
G0JSM	135
G0JHC	135
G4XAH	134(ssb)
GM4OBK	132
G2AKK	125(cw)
G4OBK	115
G0BXD/M	109
G4SJJ	101
GD4XTT	98
GM4CHX	84
G3SDK/M	54

Next month will show the final 1989 totals and the first 1990 scores will appear in April.

each band). Stations may be worked once per band and cross-mode QSOs do not count. Use ARRL International DX Contest forms (available from 225 Main St, Newington, Conn, 06111, USA - please include IRCs for postage). Entries may also be sent in on diskettes as an ASCII file. I can supply photocopies of the full rules which also give instructions on diskette log entries. Note that all entries must be postmarked no later than 30 days after the appropriate contest.

LESOTHO

Latest information on amateur radio in Lesotho has come in a letter from Gervais, 7P8DR (G4URJ). He reports that the 10, 18, and 24MHz bands have recently been released and that 7P8EL has already been busy on them. Gervais himself prefers AMTOR and RTTY, mostly on 21MHz, and is busily preparing himself and others for packet. He is the only active 7P8 on the mode but Ed, 7P8DX, should join him soon.

DX NEWS

Rumours continue concerning possible operation from Bhutan and one of the more recent involves VU2WAP, who is said to be visiting there now and investigating future prospects. Another is that the king of Bhutan has now authorized amateur radio in the country. However, in an HIDXA bulletin, Jim Smith, VK9NS, reports that he has

recently discussed the position with VU2JX by telephone and that the latter said that no approach had been made to the Bhutan authorities at this stage. Jim believes that any idea of a multi-operator expedition to A5 is unrealistic - at best it might become possible to get permission for two or three operators but even this is not a current option. He says that at the present time there is no problem with financing a visit should this become possible. XW8KPL seems to like list operating and has been on 14.165MHz in the mornings. This is a club station installed thanks largely to the efforts of JA1UT and the operators are employees of the Khao San Pathet Lao newspaper. Other club stations in Laos may come on the air soon.

F6EBA is currently on Mayotte Is as FH5FJ and will be there for two years. He has been heard around 1700 near 28.028MHz. 5U7NU is Alain, formerly XT2BR, who should be in Niger for several more months. TL8PN is a missionary from the Netherlands and should be found most days around 1200 near 21.345 or 28.345MHz. 3X1SG, in the Republic of Guinea is reported by the Long Island DX Bulletin to have a good signal around 28.683MHz on Sundays at 1400 and on other days near 21.3MHz from 2130. ZS1IS in Walvis Bay has a new call sign - ZS9A - and is said to be available on Mondays, Thursdays, and Sundays on 28.61MHz after a schedule he keeps at 1615.

DX News Sheet reports that PA3CXC is planning a visit to S.Sudan and is reported to have signed an agreement with the Sudan Military High Command and received permission to operate as 6U0CW and 6U0DX sometime between late this month and early April. He hopes to have two stations on the air for 24h daily and he may have F2CW and VK9NS helping him. The expedition will be used to help raise funds for the local people and for this reason all QSLing will be direct and donations will be solicited.

The same news source also gives information on some special events taking place on Pitcairn Is during 1990 to mark the 200th anniversary of the island's settlement by the Bounty mutineers. Nine operators

QTH CORNER

BV2DA	DL7FT, Box 1421, D-1000 Berlin 19, FR Germany.
HC8U	W6UE, Caltech ARC, Cal Inst of Technology, Pasadena, Ca, 91125, USA.
JW9XG	LA9XG, T.Roghelli, Aspvu 14, N-8200 Fauske, Norway.
T32BO	WD5F, Rte 6, Box 182, Weatherford, Tx, 76086, USA.
XT2KG	Yasme Foundation, PO Box 2025, Castro Valley, Calif, 94546, USA.
XW8CW XW8DX	ARS XW8DX, Box 67, F-06140 Vence, France.
XW8KPL	Mr Inh Siphacchanh, Deputy Director General of Khao San Pathet Lao, PO Box 310, Vientiane, PDR Laos.
XW8KPV	via JH1AJT, Y.Z.Miyazawa, 24-11-2 Tamagawa Gakuen, Machida 25, Japan.
7P8EL	Box 521, Maseru, Lesotho.
9K2KS	ON7LX, Zeedijkweg 3, B-8021 Loppem, WV, Belgium.

on Pitcairn may use special callsigns - VR200PI/xx - where the 'xx' is the normal suffix of the operator's callsign. A single VR6 QSO during 1990 enables you to claim a certificate, and if it is with someone using the special prefix a gold endorsement will be added. Special application forms are available from DXNS, 123 Reading Rd, Finchampstead, Wokingham, Berks RG11 4RD, in exchange for two first class stamps (UK) or three IRCs (elsewhere). *DX News Sheet* notes that there is a new station on Johnston Is. This is KE2AA/KH3.

There is a rumour that a nine-day expedition to the **S. Sandwich Is** may be under way early this month. The callsign given is VP8BZL and the operators said to be some of those who took part in the US expedition to Bouvet Is. The callsigns listed are WA4JQS, W9ARU and XE1UIC and may include some others. The S.Korean base station HL5BDS in the **S. Shetland Is** was due to close down last month and his replacement is HL8KSJ.

The ARRL Awards Committee has accepted the DXAC request to add **Conway Reef** (3D2), and **Banaba Is** (T33) to the DXCC Countries list. They will count with effect from 1 March 1990 and QSLs

should not be sent in before that date.

It is understood that stations in **Estonia** changed their prefixes to the ES1-ES0 series as of 1 January 1990.

PROPAGATION

Once again the G8KG report makes very interesting reading and goes as follows: "The closing months of 1989 will have given newcomers a first impression (and old-timers a happy reminder) of how the HF bands behave towards the peak of a high solar cycle. The most recent spell of high solar activity continued throughout November and the first week of December, but there was then a fairly steep fall. During that spell the 10.7cm solar flux remained above 200 SFU for 40 days including the whole of November - the first month in this cycle to reach this level, although the average for the month was only 234 SFU, lower than in both January and June. As of 21 December the 27-day running average had been mostly above 200 SFU for 130 days.

"For readers who wish to up-date the graph which appeared in the November issue, the values for months 36 and 37 are 217 and 223 respectively (note that the figure of

230 on the vertical side is a misprint for 220!). It can be seen how very much higher the solar activity has been during the past year as compared with the corresponding period of the previous cycle, and that the 3-month mean flux centred on month 37 is higher than the peak value of Cycle 21 and just above the corresponding value in Cycle 19.

"These rankings are also to be seen in the smoothed values. The latest smoothed monthly mean solar flux, that for May (month 32), is 209 SFU, higher than for any month in Cycle 21 and above the value for month 32 of Cycle 19. It must be said, however, that both the 3-month mean and smoothed monthly sunspot numbers show the present cycle ahead of the past one but somewhat behind Cycle 19.

"The data available at the end of the year do not yet indicate what the final outcome will be. Predicting forward from the most recent smoothed values and assuming a peak in the first quarter of 1990, a top smoothed monthly flux of around 240 SFU and/or a corresponding sunspot value of 180-190 look quite likely. The current smoothed values are, however, still to some extent distorted by the very high monthly values reached a year ago. This

means that the above predictions require that the solar indices will start to rise rapidly in 1990. Such behaviour is normal at the cycle peak and the steep climb to 272 SFU by 25 December suggests that it may already have started. If, however, the December lull is prolonged the smoothed curve will begin to level off and the timing and height of the peak will become less certain..."

BAND REPORTS

The rather early deadline caught out a few but the quality was there if not the quantity! Thanks to G2s AKK, HKU, GM3CSM, G3s GVV, LPS, G4DXW, GW4KGR, G4s MUW, NXG/M, GM4OBK, and G4ZYQ. Calls in italics were of stations on A1A.

1.8MHz

2000 *LX7A, 4U0ITU.*

7MHz

0100 PYOFF, TA1AZ.

0200 FG5R.

0300 A92BE, TU4DT, US1GB.

0400 PA0GAM/ST2, YW1A.

0500 NL7G, P40GD.

0700 V31BB.

0900 N5VV(N.Mex), UB5MAL/
UA1O(Novaya Zemlya).

1000 PJ7A.

HF F-LAYER PROPAGATION PREDICTIONS FOR FEBRUARY 1990

The time is represented vertically at two-hour intervals 00/00GMT for each band, ie 00=0000, 02=0200, 04=0400 etc. The probability of signals being heard is given on a 0 (indicated by a dot) to a 9 scale; the higher the number the greater the probability with 1 meaning 10 to 19 per cent of days, and so on. Additionally 50MHz F-layer and 1.8MHz openings are indicated by a plus (+) sign in the 28 and 3.5MHz columns.

Time / GMT	28MHz	24MHz	21MHz	16MHz	14MHz	10MHz	7MHz	3.5MHz
	000001111122 024680246802	000001111122 024680246802	000001111122 024680246802	000001111122 024680246802	000001111122 024680246802	000001111122 024680246802	000001111122 024680246802	000001111122 024680246802
** EUROPE								
MOSCOW	...7...98...	...999992...	...999995...	...48888981...	1..777678952	763654446899	884421113688	+53.....3++
MALTA	...8...9984...	...999994...	...999992...	...288889951	33.776678955	884753346899	998521114688	++2.....4++
GIBRALTAR	...388884...	...599996...	...899992...	...9888995...	12..87778994	774575446899	998742113689	+++5.....3++
ICELAND	...37871...	...68983...	...89997...	...2989992...	1..78778972	662175556897	887653224688	+++42.....35+
** ASIA								
OSAKA	...66...	...871...	...1872...	...2863111...	1..163223413	...31.13665	...11...1462	...4.
HONGKONG	...18+84...	...289861...	...1677741...	...465663...	1...13236741	2.....13786	...1476	...243
BANGKOK	...3...+8...	...3698991...	...1377794...	...165687...	2...3236854	4.....3788	2.....1477	...244
SINGAPORE	...378898...	...3688891...	...1377794...	...1656871...	2...3236854	3.....3787	1.....1476	...243
NEW DELHI	...4...+92...	...468884...	...3357779...	...1135681...	3...236544	73...3788	62...1477	3...245
TEHERAN	...5...+81...	...7778972...	...7446795...	1..62156821	5123..236875	864...3788	861...1477	53...244
COLOMBO	...4...+81...	...4578997...	...2146797...	...2568821...	41...236875	72...3788	861...1476	2...235
BAHRAIN	...5...+82...	...7668895...	...63267982...	2..41.468942	6321..136887	973...3788	861...1476	53...243
CYPRUS	...3...+95...	...5999971...	...88788973...	21.876788963	752753457977	99642.135799	8852...2587	++2.....254
ADEN	...5...+961...	...65578882...	1..527179962	41.3..158985	8531...26898	983...3788	861...1476	53.....43
** OCEANIA								
SUVA/S	...4773...	...68851...	...277784...	...4666861...	...16433671...	...341...34...	...11...11...	...
SUVA/L	21..64311374	21..86532574	12..186545762	...138534683...	...156211561...	...33...33...	...11...11...	...
WELLINGTON/S	...27765...	...48877...	...787783...	...1865685...	...36423661...	...141.134...	...11...11...	...
WELLINGTON/L	1...2...+1	21..42...22	221.741...243	...11.84212441	...26211462...	...23...23...	...1...1...	...
SYDNEY/S	...297787...	...3988881...	...4877893...	...2865686...	...5323683...	...33.1374...	...141...	...2...
SYDNEY/L	...221...12	...4421...34	...66421165	...7453474...	...63124761...	...31.263...	...1...3...	...
PERTH	...4887761...	...4788883...	...2676786...	...25568821...	2...2236874	...31.263...	...1472	...24...
HONOLULU	...4887761...	...4788883...	...2676786...	...25568821...	2...2236874	...31.263...	...1472	...24...
** AFRICA								
SEYCHELLES	...56688561...	...54578782...	1..312578962	41.1..258985	852...26899	961...3788	83...1467	5...34
MAURITIUS	...47...+972...	...555789941	2..311479974	52.1..258997	851...26899	85...3789	72...1477	4...245
NAIROBI	...377788841	1..555689962	31.612269996	64.4...58998	9831...26899	984...3788	872...1476	54...43
HARARE	...267789962	2..455579985	53.521249998	8614...28999	9942...6899	984...3789	762...1477	44...45
CAPETOWN	1...77789984	41.165569997	75.332237999	97151...16999	9953...3799	9851...589	763...278	44...45
LAGOS	21...+85	42..86568997	76.271227999	98255...5999	99772...2799	8885...589	772...277	344...45
ASCENSION Is	21..8+767755	42..97536877	761.83113899	983171...799	99855...489	88872...179	7775...48	4442...45
DAKAR	1...8...+84	31..98657997	651..95224899	874.83...2899	99836...589	88973...279	76751...48	4352...45
LAS PALMAS	1...7...+95	...8999972	11..98888995	441.98768998	886386445899	999853113689	87863...378	+4+4...4+
** S. AMERICA								
STH. SHETLAND	1...26888874	32..47877786	651.77654578	773.86432357	6773631...25	45653...2	13331...2	...
FALKLAND Is	...378...+74	21..68866786	541.87632368	774.8641.147	8983631...16	68874...3	36651...3	...332
R DE JANEIRO	...18766773	11..28655686	441.57311388	764.761...179	998363...48	98974...16	87751...3	5452...
BUENOS AIRES	...46877+73	1..68866575	431.87622257	764.863...38	9982631...6	88974...3	67751...1	3452...
LIMA	...+861	...1.875563	111.32631136	333.5351...6	7871632...4	688641...1	47751...2	...442
BOGOTA	...+861	...875563	111..1631136	333...241...17	7771231...5	788641...2	57651...2	2432...
** N. AMERICA								
BARBADOS	...5...+72	...7865684	111..7621277	433..65...58	8871232...27	988641...5	87651...2	5432...
JAMAICA	...9...+61	...875563	1...1752245	322.1255...27	7771342...5	788541...3	57651...2	2432...
BERMUDA	...2...+61	...4876783	1...6755476	322..652.268	7771342...38	888541...5	77651...3	4432...
NEW YORK	...8+85	...887772	1...7755257	322..4552367	76612422...37	888541...15	67751...2	3442...
MEXICO	...7...+85	...87541	1...274123	122.1352...3	57615222...1	488541...1	16751...2	342...
MONTREAL	...7...+85	...1888871	1...3775684	321..4553477	77612422.157	888541...25	67751...2	342...
DENVER	...3873...	...58741	...67553	221.1..65234	57514...32.3	478541...1	15751...2	...242
LOS ANGELES	...872...	...873...	...28531	221.1..37312	465131.24...	268541...1	3751...1	...42
VANCOUVER	...161...	...372...	...6741	22...17653	464131.26322	367541...31	3651...1	...32
FAIRBANKS12422	11..11124641	452153226764	245541...3432	1351...121	...2

The provisional mean sunspot number for December 1989, issued by the Sunspot Index Data Centre, Brussels, was 165.1. The maximum daily sunspot number was 264 on 30 December, and the minimum was 77 on 15 December. The predicted smoothed sunspot numbers for February, March, April and May are respectively: (classical method) 155, 152, 148 and 145; (SIDC adjusted values) 163, 158, 153 and 149.

1500 K6DC(L.P)K7RO, XW8CW.
 1600 K13V7(Nev), RV0YF, VEZG,
 VS6VT, XX9AF, ZK1TB.
 2000 YC0DB.
 2100 4U1ITU.
 2200 J6DX, JW8XM.
 2300 VU2TEC, YC6KOS.

14MHz

0800 UW1ZC/UA1O(N.Zemlya).
 0900 A35ML, KH8/SM5PKK,
 KH0AM, T32BO.
 1100 JP1DMX/HI8, PJ4/K3IPK.
 1200 XW8KPL.
 1300 BV2DA, BY1SK, NL7G,
 VP2MT, VY9CC.
 1400 AL7HC, AP2HA, HL5FKN.
 1500 XW8CW.
 1600 XW8KPV, ZL1BR5, 9M6NA.
 1700 FR5AI/G, FT4ZE, VQ9DM,
 YI0BIF.
 1800 SU1RR.
 1900 5Z4BI, 8Y1RL.
 2000 HS1BV, KD7P/NH4.
 2200 A61AC, D2/LU6ELF, JA,
 TT8GA, ZD8VJ.
 2300 HC8U.

21MHz

0800 BY5SY, HL, KL7XD, VK, ZL.
 0900 BY4RSA, S0IA, XW8DX.
 1000 BV2FA.
 1100 BY4AA, RV0YF.
 1300 XW8KPL.
 1400 G4NXG/CT3/M, YK1AA,
 ZS9A, 9V1WW.
 1500 AP2JZB, XW8CW.
 1600 VP5P, ZD9BV.
 1700 FR4FD, XF4T, XT2KG,
 ZS8MI.
 1800 CE0OGZ(Juan Fernandez),
 S79D.
 1900 KL7N6IV, VP8AQR.
 2000 PJ5EUX.

24MHz

1000 9Q5MP.
 1200 OA4AW.
 1300 VS6VT.
 1400 TL8CM, VK6RO, ZS6GG.
 1700 W6, W7.

28MHz

0400 BY4WNG.
 0900 BY1PK, BY5RT, JT1KAA.
 1000 BY5RT, KH0AC, 3C1EA.
 1100 AT0X, XW8DX.
 1200 A61AD, JY9MO, P29KGW,
 XW8KPL, YI0BIF, ZD9BV,
 3X1SG.
 1300 FY5YE.
 1400 P43TH, XT2KG, XT2PS.
 1500 A45YT/ND, FH5EJ, FR5EL,
 TG0FRACAP, TZ6PS, V31BB,
 XF1C, ZF2OA.
 1600 ZF2AG/ZF8.
 1700 HT3A, WE7B(Utah), 4U1UN.
 1800 FS5R, KH6IJ, 4U1WB.
 1900 K7SFN(Nev), WZ7J(Idaho).

Thanks go once more to the *DX Bulletin* (VP2ML), *DXNL* (DL3RK), the *Long Island DX Bulletin* (W2IYX), *DX News Sheet* (G4DYO), the *Ex-G Radio Club Magazine* (WA8TGA), *DX Report* (VK9NS), the *Lynx DX Group Bulletin* (EA2JGO), and *DXpress* (PA3CXC).

Closing date for March is 24 January and for April 1 March.

VHF/UHF

NORMAN FITCH G3FPK

This month's report is being compiled in the last week of the 1980s. Many journalists will be reviewing the year and the decade, but I see little point in devoting very much precious space for this purpose. Suffice it to say that 50MHz has probably been the star turn in 1989, as a glance at the tables will confirm. Looking forward, in a few weeks time we have the important IARU Region 1 Conference in Torremolinos. Over fifty papers on VHF/UHF topics have been submitted, including some by the RSGB. They range from the very sensible to the 'you cannot be serious!' variety, so there could be some lively discussions before a general consensus on band planning is reached.

All the delegates in Torremolinos will be radio amateurs, but in Seville in 1992 there will be a World Administrative Radio Conference - at which we will have no individual voice. This is where many nations will be staking their claims for more spectrum space, and many are not at all sympathetic to amateur radio.

RESOLUTIONS

A New Year is a traditional time for making resolutions. Following on from the previous paragraph, one resolution we must make is to use our bands to the full, since there are many other services casting their greedy eyes on them. Instead of complaining about the overcrowding on 145MHz FM, why not use 430MHz or 1.3GHz for local nets?

Another resolution we should make is that we will do our very best to radiate decent signals. In the 144MHz Fixed Contest on 3 December last year, there were far too many sub-standard signals emanating from operators who should know better.

TABLES AND AWARDS

The Society's VHF/UHF Awards Manager, Ian Cornes, G4OUT, is a member of both the VHF Committee and the VHF Contests Committee. He has confirmed that the counties list for Society awards and contests purposes has been rationalized at last. This means that the Isles of Scilly will now count as Cornwall, using the CNL code, and that Humber side will no longer be split into north and south; the code will be HBS. There are now 77 counties/regions; they were listed on page 67 of the January issue, but IOS was still included in error.

The countries list has been under review and is being corrected for the 1990 *Call Book*. Ian has reminded me that Sicily, IT9, is accepted as a country for RSGB VHF awards, so you can add it to your 1989 total if you worked it on 144MHz Es.

NOISY EXCHANGES

No, this isn't about repeater abuse. Wally Blanchard, G3JKV (SRY), has been suffering from severe QRM for six years, the culprit being British Telecom. The offending apparatus is a switched mode power supply for a 'small business' telephone exchange located in a building about 100 yards from his QTH. This thing operates at 50kHz and harmonics are detectable to beyond 250MHz, those on 144MHz being S9.

Wally wrote, "I notified BT as soon as the interference appeared, but after investigation (by a junior engineer who didn't seem to know what RF was) they told me it was 'within specification' and they didn't propose to take any further action - and they haven't." He found the radiation from the PSU "...could be cured by putting a tin box around it." However, when the company owner approached BT, they told him he could be liable for substantial damages if he allowed anyone to modify it.

Wally continued, "By chance, I met the BT engineer who designed the unit. He told me he was well aware it radiated RF but had been told not to waste time and money fixing it because nobody would notice. He also confirmed that, at that time, BT had NO specifications covering radiated RF interference!"

So this is another item to add to the list of QRM machines. In many areas of the UK nowadays, the sum total of QRM from computers, TV receivers which use SMPSUs, telephone equipment, etc makes pursuit of our hobby impossible. This is the case at G3JKV, who has virtually been driven off the amateur bands altogether. He concluded, "I've kept the callsign in case one day I move to a quieter location." Is anyone planning to do anything about this disgraceful state of affairs?

SOFTWARE

Last month I mentioned contest scoring programs for the Amstrad PCW computers. David Williams, GM1SSA (SCD), inquired about duplicate checking routines to search through 1,000 or more callsigns. This would have to be a machine code exercise, so has anyone anything to offer? David is QTHR and can also be reached via packet radio @GB7MAC.

Several readers have asked about RTTY programs for the PCWs but I still don't know of any. Maybe BARTG members know of a source for Z80A microprocessor machines? Wyn Hughes, GW4ZXL (DFD), uses a Commodore 64 for RTTY but would like to get something running on his PCW8256.

I have been sent two programs which predict the actual peak of meteor showers. They originated in the USA and are in Microsoft Basic,

which can be converted to Mallard Basic with a bit of fiddling. They were written and/or modified by several amateurs including Chip Brown, KR1P, Joe Reiser, W1JR, and Jim Reiser, AD1C. Unfortunately the predicted peaks did not agree; while some were within a few minutes, the Arietids differed by 38 hours! Predictions are derived from the solar longitude and a difference of one degree is near enough one day. It is a chicken and egg situation really, since you need to use the solar longitude at maximum - and the maximum is what you want to predict.

I hope to acquire the 1990 Radiant Catalogue from the British Meteor Society and will then amend these programs using the latest data. Until I have done that, I don't propose to quote any predicted peak times and dates.

There were a couple of dozen MBasic programs in this collection covering sun and moon location, EME link budgets, HF and tropo propagation, and so on. I haven't had time to examine them all, but those I have looked at are pretty rudimentary with little in the way of on-screen documentation. One called GREYLINE gives negative azimuths for the greyline in the summer months, so I'm not very impressed.

RARE SQUARES

Colin Morris, G0CUZ (WMD), passed on some news about the next GW0KZG/MM operation. Andy now has a 100W PA on the *Challenger* and the next operation is planned to start on 5 April. It is a 32-day trip around the north of Scotland, Shetland and the North Sea; a detailed itinerary is awaited. Andy gave many operators some rare, wet squares last year.

Damian Wood, LA0DT/MM, is another well known dispenser of wet squares from the *MV Seis Venturer*, aboard which he ran 150W to a small Yagi. Colin wrote that Damian was due to be operating till 5 January, but if he did he must have encountered some really rough weather. His home QTH is now Sanday (OKE) in IO89 square.

POSTAL MATTERS

Nick Perrott, GJ4TAW, asks me to remind those wanting a direct QSL from Channel Islands stations that UK postage stamps are not valid in GJ and GU. Please send an IRC, dollar bill or even a 20p coin if you need a direct QSL from him. The same remarks apply to the Isle of Man, which is not part of the UK, either. UK stamps are only valid in G, GI, GM and GW.

SPORADIC E

Paul Turner, G4IJE (ESX), mentioned the very short-distance E-layer QSOs made to Holland on 50MHz on 27 November. From data

in a CCIR document number 6/147-E, one can calculate the maximum frequencies at which Es propagation might be possible. Three parameters are required; the frequency at which Es reception is occurring, the distance to the transmitter and an idea of the ionospheric attenuation.

In this case, the first two are 50MHz and about 400km. The last is the difference between the free space signal level, which is easy to calculate, and the observed signal level. Let's be pessimistic and assume 30dB which gives a critical frequency of 24MHz.

For an 'average' station running 30W with a 10dB gain antenna and 3kHz bandwidth, the graphs indicate an MUF around 180MHz, an optimum QRB of 1800-1900km at 144MHz, and a received signal strength better than 25dB over noise, or about S6. Assuming a reflecting region over JO11 square, this suggests Es propagation could have been possible between northern Scotland and the Nice area in southern France, northwest Ireland and Austria, and southern Norway and southwest France.

Some years ago, *DUBUS* magazine carried a report of 144MHz Es contacts in late October, but I cannot recall any being recorded later than that. Did anyone hear anything unusual that day? Don't ask me - I was writing the January VHF/UHF!

POOR SIGNALS

Conditions in the 144MHz Fixed Contest on 3 December were quite good for inter-G working and many stations in a 200-500km radius from G3FPK were 10-20dB above average. However, the quality of many of them was pretty poor - so I make no apologies for raising the topic yet again.

From numerous tests conducted over many years with operators who really understand what 'linear amplification' means, I know what *can* be achieved. The essential requirements are a stable amplifier which is not overdriven, an adequate power supply and correct loading into the antenna system. At G3FPK, a good-quality transmission which is 70dB over noise is not detectable more than 3-4kHz away from its centre frequency.

During the December contest I noted several signals from distant parts that were around 60dB - about S9 plus 30dB - but whose distortion products were detectable 25-30kHz either side. That must have meant that their locals would not have been able to work the weaker stations in a considerable part of the band; some may have given up in sheer frustration. Quite a few were from well-known stations who you might think had been around long enough to know better.

LOCATOR SQUARES TABLE

Starting date: 1-1-1979

Call sign	50MHz	144MHz	430MHz	1.3GHz	Total
G4RGK	50	299	133	51	533
G3IMV	206	427	125	51	809
G0DAZ	137	316	122	39	614
G4KUX	-	384	120	-	504
GJ4ICD	328	263	119	59	769
G4XEN	66	292	114	-	472
G6DER	43	183	114	82	422
G6HKM	187	217	109	46	559
G1KDF	139	180	102	37	458
G0GMB	-	187	99	-	286
G4SSO	-	256	98	-	354
G8ATK	-	143	94	52	289
G4MUT	82	153	93	31	359
G1GEY	-	170	92	22	284
G8LHT	104	182	91	11	388
G4PIO	-	261	87	-	348
G4RRA	-	280	80	-	360
G0CUZ	-	329	73	-	402
G6STI	-	152	69	24	245
G0EVT	66	206	57	-	329
G1SWH	97	141	57	-	295
GJ6TMM	62	151	47	-	260
G6ODT	-	21	47	-	68
G6UWO	-	41	44	18	103
G4VXE	147	162	42	4	355
G8PYP	95	105	31	-	231
GM4CXP	-	198	31	-	229
GM0GDL	-	83	22	-	105
G1DOX	54	73	16	8	151
G1CEI	8	74	15	-	97
G4IJE	307	338	5	2	642
G7CLY	-	41	1	-	42
G6HCV	219	231	-	-	450
GM4YXI	-	340	-	-	340
G4SWX	-	333	-	-	333
G4DHF	-	325	-	-	325
G0JHC	212	48	-	-	260
G3FPK	-	241	-	-	241
G0LFF	83	153	-	-	236
GW4FRX	-	228	-	-	228
G4DOL	-	216	-	-	216
G8XTJ	44	120	-	-	164
G4XBF	-	150	-	-	150
G0HVQ	69	71	-	-	140
G4TGK	-	137	-	-	137
GW4VVX	-	115	-	-	115
GM0GEI	101	-	-	-	101
G1WPF	-	101	-	-	101
G0HDZ	-	64	-	-	64
GM1BVT	41	21	-	-	62
GM1ZVJ	6	48	-	-	54
G6MEN	48	-	-	-	48

No satellite, repeater or packet radio QSOs. 'Band of the month' 430MHz.

The more responsible operators spend some time before a contest carrying out checks with other stations to ascertain if there are any problems. After all, a good pair of ears is far better than any meters or flashing LEDs - and since when did someone invent a meter which shows how linear the amplifier is? Sometimes all that is needed is a small adjustment of the PA loading control to get rid of some high order intermod. products, or a touch less drive.

The less responsible operators will not accept there is ever anything wrong with their equipment. They trot out the usual phrases such as, "Nobody else has complained..." or "It must be your poor receiver." Some may grudgingly agree to turn their awful speech processor, or the drive level, down a notch, but soon turn everything up again.

The only way to deal with these operators is for the organizers to *disqualify them from the contest they have ruined for others*. If the adjudicators receive a significant number of genuine complaints about a particular entrant, that should be no problem. But they must be sure that the complainant's receiving system is not part of the

problem and that the complaint is not a case of 'sour grapes.'

To summarize, if you are quite sure that a particular station is causing unnecessary and avoidable interference, say so when you work it. If the operator seems unco-operative, politely tell him or her that you are making an appropriate note in your log and ask them to do the same in theirs. When submitting your entry or check log, you should compare the offending station's performance with that of a decent station. For example, "G4.../P was 65dBm and I was getting nasty distortion products 25-30dBm out to 25kHz. G6.../P was consistently 70dBm but I could not detect his signal more than 4kHz out."

There is *no excuse* for radiating bad signals, nor any reason why we should put up with them whether in contests or major openings. Enough has been published in *RadCom* and elsewhere to explain how to transmit a signal to be proud of.

50MHz

The November report from Ray Cracknell, G2AHU (HWR) refers to "...another month of outstanding results... with propagation to the east (VK, JA and the Pacific)

gradually being supplanted by an almost daily feast of DX from South America, Central America, the West Indies, Canada, Newfoundland and the USA, across to the Galapagos Islands."

Most of the DX achieved was covered in the January VHF/UHF but one event on the 27th is worth mentioning - the strong winter Es opening to ZB2 and CT. From further afield, equally spectacular results were reported by SV1DH, Z23JO, 5B4AZ, ZD8MB and JA1VOK.

Last month I quoted from a letter from Andres, EA7AG, in which he stated there was *no* legal 50MHz operation from Spain, EA6, EA8 and EA9 by Spanish nationals, let alone foreigners. Nevertheless, QSOs with EA8/G3JVL and EA8/G0KPW have been reported. To clear up the matter once and for all, may I ask those operators to send photocopies of their Spanish 50MHz permits? My understanding is that amateur radio licences for all EA prefixes are issued from Madrid.

As always, Ted Collins, G4UPS (DVN) produces '6m Information' sheets which are full of interesting news. An FT-620B is being sent to OX3LT, who expects to be quite active from Greenland. On 3 December the Danish Radio Amateur Society broadcast the news that OY and OZ Class A and B licensees would have access to the band from 1 January; further details are awaited.

Jim Langdon, J37AE, is QRV from Grenada. His QSL address is: Philatelic Dept., Post Office, Sauteurs, Grenada, Windward Islands. Julio Vera-Cruz, D44BC (HK66), has been on from 10 November; his QTH is PO Box 36, Mindelo, Republic of Cape Verde. CU2BQ has ordered an Icom 50MHz rig and may be on from Sao Miguel (HM77) by the time you read this.

CO2CB (EL83) is a new Cuban station whose particulars are: Carlos Campos, Box 4004, Havana 4, Cuba. Pierre Pasteur, HB9QQ, has advised that the Swiss PTT will be issuing 50MHz permits for 50-52MHz, 100W ERP, probably outside TV hours. The starting date was not known at press time.

Darrell Moody, G0HVQ (GLR), sent in a report covering the period from mid-November to mid-December. He was on for the major aurora on 17 November and worked GI and GM. Best DX worked via F-layer on the 19th was PZ1AP (GJ25) at 1232, then on the 20th HC5K and HC2FG (FI07). Darrell caught the end of a USA opening on the 24th, best DX being K3MLD (FN10). The 26th brought another transatlantic opening, 1330-1500, and QSOs with VY2ZZ (FN86) on Prince Edward Is. and VE2YU (FN35).

Darrell mentioned openings to the USA back in December on the 4th and 6th. He took the afternoon

of the 11th off work and between 1345 and 1600 worked W1AJR (EN91), WB8VYF (EM79), VE1HD (FN96) and VE3FAS (EN94). He suggests an activity evening since the band usually closes for DX after about 1700 in the winter; any takers and if so, what would be a preferred day and time?

On 23 November Neil Carr, G0JHC (LNH), worked VO2AG (FO62), the only active station in Labrador; on the 26th VO1QF and VO1JN; on the 30th, three new countries, ZF8AA, HH7PV and three KP4s. On 3 December he finally contacted TR8CA. D44BC was a new country worked in a 30-minute opening on the 10th, and Neil wishes such DX would work split-frequency.

There was a good opening to W8, 9 and 0 on the 12th, when signals were still S9 three hours after UK sunset. As there was some Es propagation, Neil wonders "...could this mode have been linking up with the greyline which, at that time, was in mid-Atlantic?" The 13th brought QSOs with EA8/G0KPW and FY5AU, and 9Y4VU on CW on the 15th was a new country. 50 USA stations were worked in just over an hour on the 17th, plus VE2KV (FO60).

John Heys, G3BDQ (SXE), made 182 North American QSOs between 1 November and 18 December, covering all USA call areas except 6 and 7, plus VE1-3 and VO. Other 'nice bits' included HC2FG on 20 November, KP2A on the 21st and VO1R (GN26) on the 26th. December DX were FY5AU (GJ34) and HC5K on the 4th, PZ1AP on the 9th and KP2A again on the 15th.

Brian Booth, G3SYC (YSW), worked Mike Payton, K0SFH (EM29), in Kansas on 11 November; that QSO completed Mike's WAC on CW using only 3W. In 1981 he made WAC and WAS with 3W of SSB. On the 16th, Brian worked VK8GF (PG66) at 1025 and this little opening seems to have gone largely unnoticed. He contacted OA8ABT (FI21) on the 24th.

Chris Gare, G3WOS (HPH), wonders if he can claim two 'G firsts' in November with OA8ABT at 1305 on the 14th and V9IB at 1436 on the 18th? VK3OT (QF12) at 0858 on the 23rd was a definite first, he says. New for G4IJE on 30 November was C56/OH2FQ as was OA8ABT on 3 December. Between 1807 and 1912 on the 12th, Paul worked 33 Ws, best DX being NOLL (EM09) in Kansas, one of six WOs, the rest being W8s and W9s. On the 19th he found K5ZXE (EM14) in Oklahoma.

G4UPS's December log looks very rewarding. On the 1st, Ted contacted W1-3, VE1 and VE2 stations between 1212 and 1545, then G, GI and GM stations in an aurora between 1843 and 1954. The 2nd brought QSOs with HC5K, KP2A, V29OA (FK97) and WB4OSN and K4KUZ (EL96). On the 3rd he

Callsign	50MHz		70MHz		144MHz		430MHz		1.3GHz		Total Points
	Cty	Ctr	Cty	Ctr	Cty	Ctr	Cty	Ctr	Cty	Ctr	
G1SWH	77	33	74	7	97	22	55	9	-	-	374
G8LHT	69	18	35	5	95	30	54	15	13	5	339
G6HKM	61	45	-	-	81	28	51	17	37	10	330
G0IMG	69	29	41	5	56	12	27	5	-	-	244
G1DOX	36	8	49	6	66	18	29	6	16	7	241
G4XEN	24	9	23	4	80	31	44	13	-	-	228
GW6VZW	78	33	-	-	71	21	-	-	-	-	203
G4PIQ	-	-	-	-	88	34	53	20	-	-	195
G8PYP	35	26	1	1	55	25	28	11	-	-	182
G06ICR	8	4	34	5	54	12	40	7	8	4	176
GM1SZF	41	11	-	-	71	16	7	6	-	-	152
G8XTJ	43	19	-	-	56	15	-	-	-	-	133
G0EVT	24	24	-	-	40	29	6	7	-	-	130
GM4CXP	28	11	4	1	60	19	4	3	-	-	129
G4OUT	-	-	28	5	54	20	-	-	-	-	107
G3FPK	-	-	-	-	78	26	-	-	-	-	104
G1GEY	-	-	-	-	-	-	58	16	21	7	102
GW4FRX	-	-	-	-	70	32	-	-	-	-	102
GM0GEI	61	29	-	-	-	-	-	-	-	-	90
G1CEI	5	5	-	-	51	14	8	4	-	-	87
G6ODT	-	-	-	-	23	9	41	12	-	-	85
GJ6TMM	28	12	-	-	23	9	1	4	-	-	77
G7CLY	-	-	-	-	58	14	4	1	-	-	77
G4TGK	-	-	-	-	55	18	-	-	-	-	73
GM0JOL	-	-	-	-	52	12	-	-	-	-	64
GM1ZVJ	4	3	-	-	26	16	-	-	-	-	49
G0HDZ	-	-	-	-	38	7	-	-	-	-	45

Do not include EI counties. British counties are the 79 listed in the January 1989 RadCom. Up to three different stations allowed in all 12 GM regions. Countries are the usual DXCC ones.

worked EL2B (IJ46) at 1050. HI8PM was heard at 1225 but was swamped by Gs working PAs. Later OA8ABT, VE1s and HC5/N6DLU (FI07) were worked.

The 4th saw QSOs with HC5K, HC2FG, HC2FE, W1, 2, 3 and 8 stations in EN72, EN92, FN13 and EN80, the best DX being K5JL (EM15) in Oklahoma at 1647. At 1103 on the 6th Ted worked TU2OJ (IJ76AM) and from 1350 had contacts with the W1, 3, 4, 5, 9 and 0 call areas up to 1651. The next good day was the 9th starting with PZ1AP at 1146. At 1243 Ted had a CW QSO with CT1DTQ, their respective QTEs being 270 and 300 degrees. Between 1225 and 1509 he had more QSOs with W1-4, 8, 9 and VE1 stations.

On the 10th, D44BC was working G, GM and PA stations from 1120 but Ted heard nothing in Hemyock. Otherwise, the 10th and 11th followed the same pattern of North American QSOs as the 9th. The star QSO on the 12th was with VE4ABE (EN19) at 1750, followed by contacts with W9s and W0 who were audible up to 1940. The 13th began with an MS QSO with SM7FJE at 0833, then 8P6JW and 8P6LL at 1225. W1-4s were available from 1350-1620 and he had two SM6 QSOs later. The CTOWW beacon was audible till 2150.

At 0812 on the 14th Ted had a QSO with SM7AED via E-layer. VK3AMZ was heard at 0912 but was swamped by Gs calling CQ. Best DX later was HH7PV at 1400, along with east coast Ws and VEs. The band was open to W1-4 and VE from 1450-1625 on the 16th resulting in several QSOs. The next day it opened at 1330 with similar results. Russian TV and military FM traffic was heard from 0830 on the 18th, and east coast Ws were in

between 1335 and 1445 when it all faded out.

Byron Fletcher, G6HCV (SFD), missed last month's deadline. New countries in November were HH7PV, HI8W, HK3AVR, KP2A, KP4BZ, OA8ABT, P43AS, PJ9EE, PZ1AP, TI2KD, V47SIX, VP5D, DL3ZM/YV5, ZD8MB, ZF1RC, F6CBC/6W1 and 8P6JM. Some choice stuff there OM.

Ela Martyr, G6HKM (ESX), worked many W and VE stations in the good openings on 24 and 26 November. On 13 December, the only stations heard/worked were PZ1AP, and two 8P6s. She heard HH7PV calling CQ and had a QSO, exchanging RS41 reports, but nobody else seemed to work him.

Geoff Brown, GJ4ICD, sent a letter which arrived on 9 December and covered Jersey happenings in November, during which he added another 75 squares. This is not surprising since, when there is an opening, he is in great demand as most are looking for their first GJ. The 10th was a superb day with a four-hour opening to the USA during which he had contacts with all call areas except W6 - California. 62 squares were worked, 29 of them new, and best DX was K7KV (CN87).

Now for claimed 'firsts' from Jersey. On the 8th, EL2FO at 1517; on the 9th, JA6WFM/HR2 at 1336; on the 12th, F6CBC/6W1 at 1019, KG4SM (FK29) at 1253 and ZF1RC at 1315; on the 15th, HK3AVR at 1225; on the 18th, PZ1AP at 1340; on the 19th, V47SIX at 1127, DL3ZM/YV5 at 1154 and PJ9EE at 1159; on the 21st, PY0FF at 1102 and on the 26th, C56/OH2FQ at 0944.

As I have remarked previously, it is quite astonishing how propagation from Jersey Island at latitude 49.2 degrees is consistently

far superior to that from the south coast of England. The received signals are usually far greater. True, it is a small island - but why don't those situated on the south coast, and looking over the sea, get comparable results?

Still on the 'firsts' theme, I omitted to record a claimed one from England by Dave Gregory, G8JDX (DVN), with the Galapagos Islands -HC8K (EI59) at 1404 on 27 October.

William Pettett, GM1BVT (CTR), now has an FT-690 Mk 2 transceiver. His November DX included OA8ABT on the 9th; HC5K on the 10th; PZ1AP, VE1YX, HH7PU and VO1QF on the 11th; FY5DG on the 15th; WY2ZZ, VE1ME, WC2K and K1DPP on the 25th and VE1YX, VO1QF, VE1MR and HC5K on the 26th. Nice to read that the GMs are getting some of the good DX.

Ian Wilson, GM1XOG (SCD), hasn't missed out, either. In the big aurora on 17 November he worked over 30 stations in G, GI, GW, PA and OH. The next day he contacted HC1BI, then on the 19th, FY, 8P6, PJ9, HI8, KP4, HH and some east coast Ws. HC, V47, VO2, VE3 and W1-3 stations were worked on the 20th and more VEs and Ws on the 23rd to 26th. In December, Ian listed similar conditions and contacts on the 4th, 7-12th, 15th and 17th, but is still looking for Africa and Oceania to complete his WAC.

John Fairgrievies, GM1YZW (WIL), worked 40 Ws and 11 VEs in November from Lewis, all signals being 'exceptionally strong.' He had QSOs with G, GI, GM and GW in the aurora on the 13th and with OH3MF (KP30) in the one on the 17th. On 2 December at 0109 John Hilton, GM1ZVJ (LTH), worked OH1ZAA (KP01) - with 2.5W and the quarter-wave whip on his FT-690 Mk 2.

Finally to Wales and Paul Baker, GW6VZW (GWT), a regular contributor to my VHF columns in other magazines from way back. His main activity is now on 50MHz despite TVI problems, his station comprising an FT-690 Mk 2, 25W to a 3-element Yagi at 30ft. His report covered operations from mid-October to the end of November. He worked his first W on 16 November, W3HQT (FN54), and the following day saw a big aurora resulting in 66 contacts, 28 squares, 35 counties and 10 countries; the QTE was 40 degrees. At 2158 he contacted TF6MM (IP24) via auroral Es. From the 19th he worked assorted east coast Ws, VE3, VO1 and HC5K on the 21st.

70MHz

The sole piece of news this month is from GM1XOG who has an old Pye Cambridge transceiver which he hopes to tune up on 70.26MHz in the near future. Not a single report has been received about the CW contest on 10 December.

144MHz

Andrzej Kaleta, SP6GVU, who runs an IC202S, 30W PA and 17-element Yagi, sent a report covering the aurora on 17 November. He listed 24 QSOs between 1532 and 2157 with D, G, GM, GW, OE, OZ, PA, SM and UR stations. He heard EI4CL, F6DWG, GW4VEQ and at 2115 I2FAK who was only working D, G and PA. Between 0948 and 2335 on the 18th Andrzej enjoyed some excellent tropo propagation to Scandinavia. Contacts were made with 16 SMs in the 0, 1, 5 and 7 call areas, plus OH6QR (KP22), OH1CF (KP00) and OH1ZAA.

Jim Bacon, G3YLA (NOR), told me of an interesting contact made in the 17 November aurora by his twin brother G3WRJ (HFD). He was using a little 2W home built transceiver, a club construction project sponsored by the Shefford Radio Club. He heard OH7KB (KP33) at good strength calling CQ with no response, so answered and made a QSO using a 9-element Yagi. Most everyone else was beaming east to work the SPs, etc. A touch of auroral Es?

G6HKM reckoned the skip was all wrong for Essex stations on 2 December as the best DX was going over their heads. Ela worked SM6NET (JO68), SM6RTN (JO78) and LA9DI (JO59) but heard nothing of the Stockholm stations. GJ4TAW only uses the band for local and packet work but Nick has 100W available to a fixed 4-element Yagi beaming north. In the aurora on 1 December, GM1ZVJ worked G1DFN (IO94), G6IJM (IO83), EI4DW (IO64) and GW8ELR (DFD) and in a weak event on the 4th, John found GM1SZF (IO88).

John Nelson, GW4FRX (PWS), took part in the tropo lift on 2/3 December but found it very localized. One or two very strong stations would appear for a while, then disappear, to be replaced by others. This pattern was evident from 1520 to closedown at 0122. Best DX was UR2RO (KO28GI) at 1824km, using CW. John worked three SMs (JO97), and most of the other contacts were mainland SMs plus a few OZs and Ds. John also mentioned an aurora on 29 December in which he heard SK3LH (JP93) at 55A but was unable to raise him despite calling for a good 15 min. Pity - that would have been a very fine contact from IO82.

Brian Clowes, GW4HBZ (CWD), runs 300W and a 9-element Yagi from the BBC transmitting site at Moel-y-Parc, 1150ft ASL. He worked 36 SMs on 2 December in JO78, 79, 86, 88, 89, 97 and 99, including the three SMs, and SM5AQJ and SK0UN near Stockholm. The 3rd was very frustrating as he could hear a PE1 off the back of his beam working many SPs, none of whom were audible in Clwyd.

430MHz

A familiar comment from Don Stoker, G1GEY (TWR), who asks "Where is everybody?" Up to 6 December Don had only made 700 QSOs in the year, so he reckons activity must have been poor. G6HKM took part in the last leg of the Cumulatives on 30 November and made 60 QSOs. Conditions had improved by 3 December, enabling Ela to work GI0GDP (IO74).

Karl Lamford, G6ODT (NHM), found the contest hard going with not many stations heard. His best contact was G4ERG (IO93). On 2 December he worked GW8ELR, ON1ABO (JO11), F6FLE (JO00), G6IPH (SXE) and SM6ESG (JO67); on the 3rd GD4XTT (IO74) and the next day G8PON (NOR). On the 5th, beacon DB0VJ (JN67) was audible from 1628 for four hours but activity was very low. HB9AMH/P (JN37) was copied from 1800 and by 2045 he was S9 plus 40dB.

In the 30 November contest, GJ4TAW only made three contacts and all were S9 once they pointed their antennas to Jersey. Nick wishes more people would listen and call in his direction as he has 100W, a 21-element Yagi and masthead preamp available.

THE MICROWAVES

G1GEY is QRV on 1.3GHz and entered a score for the table but didn't give any details of any recent activity. G6HKM finally worked ON1CDQ and ON1CAK on 2 December; next day Ela contacted GI0GDP, GI4OPH, G6LZO, G3UVR, G1SLE, G4XEN, G4OIG, G8UYR and DL2KBB (JO30) on 1.3GHz. The final session of the Cumulatives on the 8th "...was a disaster with 11 QSOs in the first half hour and only one more in the last hour and a half."

On 1.3GHz, GJ4TAW is putting 12W to his feeder with a 55-element Yagi at the business end. However, the cable loss is 3dB so Nick plans to increase the power "substantially" and install a masthead preamp. On 2.3GHz he is assembling a station but in May 1989, operating portable from the north coast of the island, he made what may be the first QSOs from GJ on this band.

G8GGK

It is my sad duty to report the death of personal friend Ken Miles, G8GGK, from Selsdon in Surrey, on 28 November; he had been in poor health for some years. Ken was a true radio amateur with a sound technical knowledge and years of practical experience and home construction to his credit. He was an outstanding signal on 144 and 430MHz and did a stint as a GB2RS news reader in the days of AM. Our sympathies go to his widow, Ethel, and to his sons and families.

DEADLINES

Please send your news for the April issue by 24 February and for the May edition by 24 March. The 1990 Annual Table will appear in the April issue so send in your scores, however modest.

Don't forget that I have a Telecom Gold mailbox, 76:MSX022 and also a telex number 93121 32268(SAG).

SWL

BOB TREACHER BRS32525

50MHz

Although it was not quite as spectacular as it has been, the 50MHz band provided some quite good DX. The fine Caribbean openings of late November appear to have been replaced with rather later openings to North America, with the occasional African station thrown in.

David Whitaker, BRS25429, missed out on much of the Caribbean DX as a result of enjoying himself in W6. Since returning, David logged a total of 115 different USA and Canadian stations; most were in the FN grid square, which is beginning to have something of the flavour of our own IO91! David specifically mentioned HC5K and V29OA on 2 December and TR8CA, OA8ABT, HC2FG and HC5/N6DLU on the 3rd. There were Stateside openings on 9, 16 and 17 December, and the highlights of these were K9RS (EM79) on the 9th and VE2KV (FO60) on the 17th.

Martin Parry, BRS52543, also fared quite well on 50MHz. His report mentioned PJ9EE (FK52), H18WGT (FK58), KG4SM (FK29) and Ws and VEs in EN81, FM09 and FN03, 10, 21, 23, 24 and 34.

On 2 December V29OA was 5 and 9 at this QTH, together with four HK stations. The 3rd also netted OA8ABT (FI21), three more HKs and several Canadians. The last session on the band before Christmas produced D44BC at 1147 for country number 49. There were openings to the USA on 26, 27 and 28 December - more on these next month.

144MHz

Nothing to report this month except that G6MWY wrote describing a strange occurrence whilst operating a JOTA station on 21 October. He heard a station signing 'C9CT' on

144.3MHz at 1600. A Mozambique station appearing on 144MHz doesn't sound very likely for a variety of reasons, but it seems that a number of stations on the south coast between Plymouth and Portsmouth also heard him. A few called him but they suffered QRM from F6CTT, who was calling 'CQ Aurora' at the time. Can anyone shed any light on this - or was it someone playing a JOTA joke?

Mick Toms, BRS31976, reported that the December 1989 AFS Contest produced G18AYZ (IO64) for an all-time new square. He now needs just IO41, 43, 44, 55 and 89 to have heard all UK and Eire squares. Maybe some of the summer DXpeditions will reduce these by one or two. Mick also listened during the EME contest in November, he didn't expect to hear much with only a single 9-element Yagi and a doubtful front-end but he was wrong. Plenty of Europeans were heard off the back of the beam, and a very weak VE1 station was heard calling CQ. Most pleasing of all was hearing W5UN; if a card materializes, Mick will have three continents confirmed on 144MHz.

David Whitaker also sent in a report of his 144MHz loggings. Both 2 and 3 December were good days, with Scandinavians on the 2nd and East Germans on the second; the Scandinavian opening produced OZs in JO55 and LAs in JO38, and Swedish stations in JO57, 67, 68, 78, 86, 89 and 97 were heard. This was almost the only Scandinavian opening in 1989 so there were some welcome squares to add to the yearly tally. (*Our news editor logged a good tropo opening on 24/25 January 1989, another on 25/26 May 1989 and a lot of auroral events up that way, plus at least two good Es openings to Finland -Ed.*)

CQWW SSB

Once again this contest seemed to be blessed with very good conditions, but some felt that at this stage of the sunspot cycle they could have been even better. As usual, there were many DXpeditions to the contest-winning Caribbean, which increased the number of countries available for the taking. There was hardly any propagation to the Pacific, and little from Africa south of zone 35. Even so there was plenty to hear and 28MHz was very productive, although the morning sessions were confined to hordes of

1989 UHF/VHF TABLE

Station	50	70	144	432	Total
BRS32525	152/49	11/5	96/26	14/5	358
BRS25429	127/30	-/-	94/23	16/7	297
BRS52543	121/38	22/6	41/14	18/8	268
BRS31976	-/-	5/1	97/27	41/14	185
F11ATZ	4/4	-/-	59/20	7/3	97
BRS62088	32/9	-/-	22/8	-/-	71

The format of the table is squares plus countries. Please ensure that these table figures are updated to 31 December.

European and Japanese stations. The 7MHz band was quite good on the Sunday evening, with AP, BY, ZS8, YK, VK, JT and TZ heard. Top Band, however, continued to provide very little and the only new ones for listeners were CN0A and HV3S.

This contest always brings out some weird and wonderful call signs, and some may wonder which countries they emanate from. Some of the 'special' prefixes, together with their country status, were as follows: J45FV (UF6 - via RB5IJ), HT (YN), HU (YS), TX (F), CS (CT1), XL3 (VE3), YT and YZ (YU), YY (YV), 4M (YV), CQ8 (CT), OL (OK), CR3 (CT3), DX (DU), 5J (HK), 6D (XE), H2 (5B), ZW and ZZ (PY). Some of the more exotic DX heard during the contest was as follows: BY5RA, W6YB/C6A, FM5OL, FY0P, FS/KC1F, HC8K, HP2/KC4VPK, J37DX, NY6M/KH2, TL8WD, V31B, V47K, VP5T, 5H3TW and 9J2FR.

No doubt many SWLs will want to QSL some of the DXpeditions logged during the contest. The following list may help you to direct your card to the right manager: AZ5D via LU8DZE, CW0L via CX4CB, DX1A via DU1AU, HT3A via SM0KCR, HU1A via YS1MAE, FS/KC1F via KC1F, FY0P via FY5AN, HC8K via KT1N, HI9UD via HI3AMF, HX1DX via F6GMB, IG8R via I0RIZ, IH9A via IV3YYK, IM8A via IK8DOI, IY2A via I2MQP, J37DX via W8KKF, L8H via LU4HH, LT5F via LU5FCI, LX7A via DF3CB, OL8A via OK3KZ, PJ1B via K2SB, PJ2U via NK4U, PJ8T via K4PI, PJ9W via OH6XY, RL1P via RL8PYL, RQ7W via UQ1GWW, TE2Y via TI2LCR, V31B via V31BB, V47K via WB2P, V47QQ via W9QQ, V63DX via JA7HMZ, VP5Z via W3HNK, ZB2X via OH2KI, ZW5B via PY5EG.

HF BANDS

The major news this month concerns activity from XW8 and - at the time of writing - the imminent landing on Bouvet. The HA gang had been very active from XW8; the QSL route is via F6HIZ, who has advised that cards MUST be sent to 'XW8CW/DX, PO Box 67, Vence, F-06140, France'. Apparently the exact address must be used; cards sent by any other route will be returned via the French bureau. A JA group was also active over the Christmas period, signing XW8KPV.

1989 HF TABLE

Station	DXCC	28	21	14	7	3.5	1.8	Total
BRS25429	270	215	225	241	177	128	45	1031
BRS8841	272	219	234	233	160	119	57	1022
BRS2543	240	178	191	204	153	109	42	877
BRS32525	194	161	84	129	64	45	36	519
BRS1066	166	85	107	122	90	37	38	479
BRS20249	132	56	72	87	32	24	7	278
BRS91244	59	24	17	35	12	9	0	156

I am now resigned to a poor turn-out to this year's table, which is very disappointing. Will everyone with an entry now please update to 31 December.

At the time of writing the LA expedition had landed on Bouvet and should have been active as of 1200 on 28 December. I hope everyone manages to log the trip, and we should have some reports of their activities next month.

Other interesting activities around Christmas were the appearance of SM7PKK as 3D2XR from Rotuma Island and also IC2A operating from an Italian enclave in Switzerland (QSL via 11RBJ). I mentioned several issues ago that PA3CXC was trying to reach agreement with the appropriate authorities to mount an expedition to ST0. It seems that he has been successful, with either a late February/early March or late March/early April start date being quoted at press time. Apparently the operation will use the call signs 6U0CW and 6U0DX and will be used to raise funds for the local people; because of this the QSL route will be direct only and donations would be appreciated, although no QSL route was known as this was prepared.

With high flux numbers in the few weeks prior to production of this column, the HF bands have been quite good on the majority of days. The LF bands were also in good shape during the lead-in to the Christmas break, with 9M8, VS6, XW8, JD1 and HL on 7MHz and W6/7 being audible in the UK over the long path on 3.5MHz. David Whitaker concentrated mainly on 7MHz and found DU9RG, EL2WK, FG5BG, FM5CD, HH7PV, JD1AMA, JD1YAA (Minami Torishima), RA0AD/JT, UD6DJ/UD6N, VS6VO, VU2VSD, 8P6EM and 9M8PV. On 3.5MHz David heard K7UA at 1555 at a good 5 and 7.

Albert Tidswell, BRS4862, provided a fine list of DX heard on 3.5MHz early in December; these included A61AD, A92BE, JD1AMA, J6LNU, BY4SZ, KP2BH, V31BB (now QRT), HL1IUA, VK6LK, RA0AD/JT, VS6VO, 5U7AC and 9M8PV. QSL cards received direct for 3.5MHz reports included those from A61AD, FJ/DL7FT, S79F and XF4L.

With a large number of reports, there's only space to summarize happenings on other bands without referring to individual reporters. The 28MHz band was again in good shape with A22FN, AP2DM, BV2FA, BY8AC, FK8FR, FS5R, J37AE, JD1AMA, JT1BJ, PY1DFF/PY0F, SU1RR, V31KV, XW8DX and XX9AN

heard. 21MHz produced C56/ON4QM, KL7QK (Kodiak Is), TG9GI, TT8GA, V21AZL, XT2PS, ZS8MI, ZS9A (Walvis Bay - apparently he has skeds on Mondays, Thursdays and Sundays on 28.610MHz at 1615), 3C0GD, 3D2XV, 5H3RF and 8Q7RN.

Once again the 14MHz band provided much of the DX on offer, most of it during the early morning or evening. Callsigns which stood out included A22EC, A35ML, CE0OGZ, FR5AI/G (who hopes to be active from Juan de Nova in May), JA4GXS/JD1, VP8BXK (South Orkneys), XT2KG, XW8KPL, ZD8VJ and ZK2VB.

On the 'new' bands Robert Small, BRS8841, added a few new countries including C31LBB, HK6IKV and J73TW on 18MHz. On 12MHz Robert found CE2EZE,

LX2KQ, OD5RF and V31BB.

Malcolm Hince, BRS92596, provided more details of stations he had copied on fax. All were in Europe, but it is most interesting to have a report of happenings on this mode.


SPEED CHALLENGE

Brendan, G4DYO, has provided details of those SWLs who submitted claims for the 'Speed Challenge' to support Club Bouvet. Of 57 entries received, nine were from listeners; they were BRSs 25429, 36554, 32525, 44266, 47426; DL9753-B, DXNS0158, ONL-4513 and ONL-383. The best three entries were from David Whitaker, BRS25429, with 9 hours 37 minutes; Peter Cain, BRS36554, with 11 hours 4 minutes; and Jean-Jacques Yerganian, ONL-383, with 13 hours.

A copy of the certificate awarded by DXNS to record the achievement of hearing/working 100 countries in the shortest possible time is reproduced below.

FINALE

That's all for this month. Please keep the band reports and DX news coming in; it's most encouraging to receive your letters. Copy for the April issue should reach me no later than 26 February.



DX NEWS SHEET

DXCC SPEED CHALLENGE

TO SUPPORT CLUB-BOUVET

From September to November, 1989, to promote interest in the LA sponsored Club-Bouvet project, the DX News Sheet DXCC Speed Challenge was held to determine how fast 100 DXCC countries could be worked on the HF bands using SSB/CW/RTTY.

This certificate records the outstanding achievement of the undermentioned DXer in working 100 Countries in the time stated below.

Verified this _____ day of _____

Brendan McCartney G4DYO
Editor, DX News Sheet



ICS Electronics Limited

Unit V, Rudford Industrial Estate, Ford, Arundel, West Sussex. BN18 0BD
Telephone 0903 731101 Facsimile 0903 731105



The New PK-232MBX Multimode Terminal Unit

AEA's popular PK-232 data controller now has a host of new features: PakMail™ Mailbox with selectable third party traffic, seven character AMTOR (CCIR 625) selcalls, TDM (Time Division Multiplex) reception and prioritised acknowledge (ACK) protocol for improved packet performance.

Operating Modes. The PK-232MBX includes every authorised amateur digital communications mode: Morse, Baudot, ASCII, AMTOR/SITOR 476 and 625, Packet, WEFAX receive and transmit, as well as NAVTEX marine navigation information reception.

Superior Modem. An eight pole Chebyshev bandpass filter limiter-discriminator minimises adjacent signal interference and gives wide dynamic range.

PakMail™. This personal mailbox is now a standard feature. You can accept messages around the clock and local BBS systems can forward messages to you automatically.

Facsimile Transmission and Reception. The PK-232 supports direct printing to most dot matrix printers, using the supplied printer interface cable.

Host Mode. Used for tightly integrated control of the PK-232 by professionally written software driver programs. Host Mode programs are now available for the IBM-PC, Commodore 64 and Commodore Amiga computers.

Two Radio Ports. Select between two transceivers with the touch of a button!

Signal Analysis. AEA's exclusive SIAM (Signal Identification and Analysis) program automatically identifies ASCII, AMTOR/SITOR and TDM signals, then measures speed and polarity. A simple "OK" command switches the unit to receive in the chosen mode.

Free Software. Included in the price of the PK-232 are free discettes containing Host Mode transmit/receive data and facsimile software for the IBM-PC and Commodore 64 computers.

Support from ICS. As well as receiving 12 months parts and labour warranty from ICS, you are invited to apply to register your PK-232 for notification of future upgrades.


PakMail™ Upgrade Kit. Any existing PK-232 can be upgraded to the MBX standard by means of an upgrade kit, which is available at £69.95 inc VAT plus £2.50 post and packing. Owners of very early PK-232s may also wish to purchase a facsimile printer cable and a copy of the latest manual.

You Deserve The Original. The PK-232 is the standard against which all other multi-mode controllers are judged. The choice of critical amateur and commercial users everywhere. Don't settle for less.

Only £319.95 inc VAT

Post, packing £5.00

Support software is available for most personal computers. Send for our free catalogue to see individual software features.



Please send me your catalogue

My name and address are:-

Send to:-

ICS Electronics Ltd., Unit V,
Rudford Industrial Estate, Ford,
Arundel, West Sussex BN18 0BD

RC



SMC

South Midlands Co

SCHOOL CLOSE, CHANDLERS FORD IND. EST., EASTLEIGH, HAM

FREE FINANCE — BUY NOW SAVE MONEY

THE NEW FT1000

Designed with no spared effort or expense for optimum performance and operability, the FT-1000 is the fruit of over 25,000 man-hours of intensive research and development by Yaesu's top design engineers. Instead of merely offering incremental improvements on existing designs or adding bells and whistles to an old model, the FT-1000 project involves a wholly new approach to the application of the latest digital and RF technologies to today's most demanding needs on the hf bands. Extensive surface-mount component technology allowed six microprocessors and five Direct Digital Synthesizers to be harmoniously integrated with a simple operator interface into a highly reliable full-featured transceiver optimized for serious hf applications.



ADDITIONAL FEATURES

Other features include adjustable IF width, IF shift, IF notch and APF controls. AGC presentable for fast, medium and slow + defeat, on/off selectable, preamp + adjustable attenuator -6dB, -12dB, -18dB. Adjustable — mic gain, RF power o/p, processor and drive controls. Built in electronic keyer with adjustable speed control. Twin independent frequency displays with mode indication + much more.

OPTIONS

SP5 external L/S with audio filter
DVS-2 Digital voice message storage system
BPF-1 Sub VFO filter unit

YH-77ST Headphone for stereo or mono dual receive
TCXO-1 High Stability oscillator unit

BRIEF SPECIFICATIONS

- ★ General Coverage Receiver 100kHz-30MHz
- ★ Ham bands TX 160-10m
- ★ Modes CW, USB, LSB, AM, FM, RTTY and PACKET
- ★ D.D.S. Direct Digital Synthesiser
- ★ Power output up to 200 watts P.E.P. 50W AM
- ★ Selectable receiver band widths 2.4KHz, 2KHz, 500Hz, 250Hz
- ★ Dual band receiver tuning and monitoring with balance control

LIGHT IN THE HAND AND ON THE WALLET

The newest range of handhelds from Yaesu have all the very best in current electronic circuit technology combined with outstanding ergonomic design to produce a powerful yet extremely compact family of radios. The cases have rubber gasket seals around all the external controls and connectors to keep out dust, rain or spray and are fully compatible with all the existing FT23R accessories.

Top of the range must be the amazing FT470 Dualbander with a full 5W RF output on both 2m and 70cm (with FNB12). Dual independent IF circuits allow simultaneous reception on both bands with an audio balance control. Forty-two memories, 4 VFO's, 20 button keypad, defeatable Automatic Power Off and Power Saver are just a few of the functions available at the touch of a button.

Next in line are the FT411 and FT811, single band 2m or 70cm transceivers. Up to a full 5W RF output is available (with FNB 12). A 16 button keypad gives access to all the comprehensive user functions including forty-nine memories, dual VFO's, defeatable Automatic Power Off and Power Saver to name but a few.



LEEDS
SMC (Northern)
Nowell Lane
Industrial Estate
Leeds LS9 6JE
Leeds (0532) 350606
9-5.30 Mon-Sat
Closed Sat afternoon

CHESTERFIELD
SMC (Midlands)
102 High Street
New Whittington
Chesterfield
Chest. (0246) 453340
9.30-5.30 Tues-Sat

JERSEY
SMC (Jersey)
1 Belmont Gardens
St. Helier, Jersey
Jersey (0534) 77067
9-5 pm Mon-Sat
Closed Wed

BIRMINGHAM
SMC (Birmingham)
504 Alum Rock Road
Alum Rock
Birmingham B8 3HX
(021-327) 1497/6313
9.00-5.00 Tues-Fri
9.00-4.00 Sat

AXMINSTER
Reg Ward & Co Ltd
1 Western Parade
West Street
Axminster
Devon EX13 5NY
Axminster (0297) 34918
9-5.20 Tues-Sat



SOUTHAMPTON SHOWROOM open 9.00-5.00 Monday to Friday, 9.00-1.00 Saturday. Service Dept open Mon-Fri 9.00-5.00.

SOUTH WALES AGENT: John Doyle, Transworld Comms, Neath (0639) 632374 Day (0639) 642942 Eve. Closed Thursday.

TS. S05 3BY TEL: 0703 255111 FAX: 0703 263507 TLX: 477351

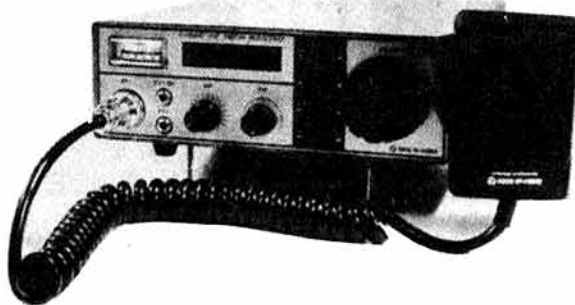
— 0% INTEREST SUBJECT TO STATUS

TOKYO HY-POWER PRODUCTS AND ACCESSORIES

Now available from stock are the complete range of HF transceivers, the HT100 series. These HF SSB/CW monoband transceivers are both compact and lightweight whilst providing all the necessary operating features for the discerning HF operator. Simplicity is the key with the HT100 series being ideal for mobile/portable operation. There are 3 versions, all are 13.8vdc, 10W P.E.P. RF output, the HT120 20m, the HT180 80m and the HT106 6m. A comprehensive series of accessories are also available to further enhance and personalise the system as required.


HT106 6M CW/SSB 10W PEP	£299.00
HT120 20M CW/SSB 10W PEP	£299.00
HT180 80M CW/SSB 10W PEP	£299.00

HT106 6m SSB/CW TRANSCEIVER



Transceiver Accessories

HP100S MAINS PSU FOR HT Series	£99.00
HC100 ANTENNA TUNER 80-10M 200W	£109.00
HCF100 CW FILTER HT Series	£39.00
HNB100 NOISE BLANKER UNIT HT Series	£19.95
HBK100 Mobile Bracket HT Series	£9.99



HC100



HC400L

Antenna Tuners

HC200A 80-10M 200W PEP	£115.00
HC400L 160-10M 350W PEP	£199.00
HC2000 160-10M 2kW PEP	£359.00

HX240 2m to HF TRANSVERTER

Only

£249.00

Inc VAT

HX240: 2m to HF Transverter

Frequency Coverage: 80m, 40m, 20m, 15m, 10m

Output power: 30-40W PEP (SSB/CW)

RF Drive: 2.5W/10W Selectable

Rx Preamp Gain: 8-10dB

Power Requirement: DC 13.8V, 7A

Additional features: Carrier operated switching or by remote socket, power output meter, switchable preamp, Hi/Lo output selectable, visual indication of antenna mismatch.



ALSO AVAILABLE HX640 for 6m TRANSCEIVERS

SMC NORTHERN (LEEDS) CLOSED SATURDAY AFTERNOONS

*FREE FINANCE ON SELECTED ITEMS

On many regular priced items SMC offers Free Finance (on invoice balances over £120) 20% down and the balance over 6 months or 50% down and the balance over a year. You pay no more than the cash price!

Details of eligible items available on request

*Subject to status.

Free interlink delivery on major equipment

Small items, Plugs, Sockets, etc by post £1.75. Antennas, cables, Wires & larger items. Lynx up to £5. Interlink delivery available, upon request for items other than radios from £7.30 depending on weight. Same day despatch whenever possible.


YAESU DISTRIBUTOR WARRANTY

Importer warranty on Yaesu Musen products. Ably staffed and equipped Service Department. Daily contact with the Yaesu, Musen-factory. Tens of thousands of spares and test equipment.

PRICES & AVAILABILITY SUBJECT TO CHANGE WITHOUT PRIOR NOTICE

AMPLIFIERS

LINEARS QRO



TEMPO 3K PREMIER

160-10m HF Linear. 3kW P.E.P. RF Input.
100W Drive. 1 x 3CX1200A Triode.
£2995.00

Also available 3002A 2kW O/P. 2m version.
100W Drive. 8877 Triode.
£2395.00

TEMPO 5K CLASSIC

80-10m 3kW RF O/P. 100-200W Drive.
£3895.00



TOKYO HY-POWER HL2K

160-10m HF Linear. 2kW P.E.P. RF Input.
60-120W Drive.
2 x 3-500Z.
£1425.00



TOKYO HY-POWER HL1K


160-10m HF Linear. 1kW P.E.P. RF Input.
70-120W Drive.
2 x 4CX250B Valves.
£945.00

Also available HL1K/6. 6M Linear. 10W Drive.
2 x 4CX250B Valves
£945.00



SAGRA 600

2m Linear. 600W Output. 25W Drive.
2 x 4CX250B.
£769.00




TEMPO 2002A

2m Linear. Max. Input 2kW.
25-40W Drive. Typical.
1 x 3CX800A7 C/W Coax Relay.
£1395.00




YAESU FL7000

160-10m HF Linear.
500W P.E.P. RF O.
100W D. Four FT757GX, FT747GX, FT767GX
£1600.00



TEMPO 2004A

70cms 2004A. Max. Input 2kW.
25-40W Drive.
1 x 3CX800A7 W/O Coax Relay.
£1395.00



HL100B/10	10m 10W in 100W out PEP	£179.00
HL100B/20	20m 10W in 100W out PEP	£179.00
HL100B/80	80m 10W in 100W out PEP	£179.00
HL66V	6m 10W in 50-60W out	£129.00
HL166V	6m 3/10W in 80-160W out	£249.00

HL37V	2m 3W in 32W out RX Preamp	£ 89.00
HL62V	2m 10W in 60W out RX Preamp	£135.00
HL110V	2m 2/10W in 100W out	£215.00
HL180V	2m 3-25W in 120W out	£295.11

HL36U	70cm 3/10W in 40-50W out	£135.00
HL60U	70cm 12W in 50W out	£179.00
HL130U	70cm 3-25W in 120W out	£389.00

LINEAR CLEARANCE SALE — ONLY AVAILABLE WHILST STOCKS LAST

LPM144-1-100	2m 1W in 100W out	£165.00
LPM144-10-100	2m 10W in 100W out	£169.00
LPM144-3-100	2m 3W in 100W out	£195.00
MML144/100LS	2m 1/4W in 100W out	£140.00
MML144/30LS	2m 1/4W in 30W out	£100.00

MML144/50S	2m 10W in 50W out	£100.00
MML432/100	70cms 10W in 100W out	£275.00
MML432/50	70cms 10W in 50W out	£ 95.00
MML432/30L	70cms 1/4W in 30W out	£175.00
MMT144/28R	Transverter 10m-2m	£239.00

MMT432/144R	Transverter 2m-70cms	£175.00
MMT432/28S	Transverter 10m-70cms	£155.00
MMT50/144	Transverter 2m-6m	£240.00
MMT50/28S	Transverter 10m-6m	£240.00
MMT1432/144S	Transverter 2m-70cms	£175.00

CARRIAGE ON ALL THESE LINEARS £5.00

SOUTHAMPTON (0703) 255111
CHESTERFIELD (0246) 453340
AXMINSTER (0297) 34918

LEEDS (0532) 350606
BIRMINGHAM 021 327 1497
For full addresses see previous page.

DEWSBURY



ELECTRONICS

From the makers of the world renowned STAR MASTERKEY a new MORSE KEYBOARD.

Send perfect morse as easily as typing a letter. It has never been as easy to send morse.

Variable transmission. Speed 1-99 wpm or 100-200-300-400 wpm for Meteor Scat operation.



£199.95
INC VAT
P&P £5

4 Message Memories each of 255 characters.
26 scratch pad memories each of 127 characters.
All memories stored on non volatile Ram. Messages stored for up to 5 years.

Indication of speed on 7 segment display.

Indication of operating mode on leds. Sidetone and relay output for all types of transmitter.

Full QWERTY keyboard with real keys.


Metal cased for RF immunity.



**STAR MASTERKEY
CMOS MEMORY KEYS**
8 MEMORIES, BEACON MODE, DIRECT & GRID BLOCK KEYING. FULL DETAILS IN PREVIOUS ADS. STILL ONLY **£95.00**



STAR MASTERKEY MKII
DOT-DASH MEMORIES
IAMBIC OR SIDE SWIPE, SEMI AUTOMATIC MODE, 12 VOLT OR INTERNAL BATTERY.
PRICE £54.70



FULL RANGE OF BENCHNER KEYS

POST, PACKING AND INSURANCE ON EITHER KEYERS £3.00

FULL RANGE OF KENWOOD PRODUCTS STOCKED

We are also stockists of DAIWA — POCOM — JRC — TAR — WAVECOM — VIBROPLEX — MICROWAVE MODULES — B.N.O.S.

Dewsbury Electronics, 176 Lower High Street, Stourbridge, West Midlands DY8 1TG

Telephone: Stourbridge (0384) 390063/371228

Fax: (0384) 371228



Instant finance available subject to status. Written details on request.



KENWOOD

amateur radio equipment

When only the best will do



TS-950SD £3,199

The new HF standard bearer for Kenwood, and the standard setter for the rest of the industry. The TS-950S with its remarkable Digital Signal Processing system represents a real step forward in generating the best sounding clean transmitted SSB and CW signals possible. Coupled to a low distortion PA, the TS-950S helps to clean up our crowded bands as well as giving pleasure to its lucky owner. See it soon, or send for details right away.



TS-940S £1,995

This is the most respected HF transceiver in the world, and has maintained its lead over all the competition. Check what the leading contest stations are using, and you will find the TS-940S at the top of the list. Uncompromising performance, unrivalled facilities, and uncanny ease of use make the TS-940S the HF transceiver which you will want to own one day.



TS-440S £1,138

The TS-440S is probably the most successful HF transceiver ever made by Kenwood, and this is no surprise when you realise that it is virtually a mobile version of the TS-940S. I can't put it better than Geoff Arnold in his review of the TS-440S: "The receiver in particular is a joy to use". He was not wrong, and just ask any TS-440S owner to confirm it. All band, all mode operation, with a receiver covering 100kHz to 30MHz; the TS-440S is unbeatable at any price.



TS-140S £862

The TS-140S was in effect designed by our customers, who demanded Kenwood performance and facilities at modest cost. The TS-140S has all mode, all band HF coverage, and of course a high performance general coverage receiver. 100W output and a first class receiver combine to make the TS-140S a really satisfying rig to own. It's also available in the form of the TS-680S which has all the bands and modes of operation of the TS-140S but with the 6 metre band as well.

LOWE ELECTRONICS LTD.

Chesterfield Road, Matlock, Derbyshire DE4 5LE Telephone 0629 580800 (4 lines) Fax 580020 Telex 377482
Shops in GLASGOW Telephone 041-945 2626, DARLINGTON Telephone 0325 486121, CAMBRIDGE Telephone 0223 311230,

25 years in amateur radio



What's the difference... (apart from new lower prices)

between Kenwood hand held transceivers and those from other makers? Simple quality; in design, in concept, in manufacture, in use, and in sheer enjoyment of ownership. Strangely enough this all comes at competitive prices which are now even lower, so there is little reason to choose any other handheld than one from Kenwood.

Kenwood scored a real hit with the TH-205 and TH-215 which give you high power in a handy size with a wide choice of facilities, but the TH-25E family really opened up the choices available because of its small size (shirt pocket), high power (up to 5W), and wide range of accessories including a VOX operated headset. Frequency readout is by LCD on the top face, and despite everything including car dashboards having keypads, the TH-25E uses a friendly tuning knob to cover the band in 12.5kHz steps.

As always, I advise you to ask for brochures on these sets because it is impossible to list all the features in a small space like this.

The TH-25E family of course has a new addition in the shape of the new TH-75E dual band 2/70 handheld. So new in fact that I don't have a decent photo of it, but believe me it's a winner from any angle.

Funny thing about Kenwood equipment; it always 'feels right,' and this applies to everything they make from the TS-940S to the smallest accessory. Why not call in at your nearest Kenwood APPROVED dealer and ask to see (and hold) a Kenwood handheld. You will not be disappointed.

If you care to send £1 to us at Matlock (to cover post and packing), we will be pleased to return the full Kenwood catalogue and detailed information on any rig you particularly specify.

On the Natter Net...

We had a great time at our Open Day on August the 19th last year, and had the pleasure of seeing a huge number of old friends and new. One old friend who is on a new venture was Geoff Arnold who many of you will recall from his days as the Editor of Practical Wireless magazine. Geoff was here to launch his new venture which is a magazine called "Radio Bygones" aimed at becoming a definitive publication on what we like to call "real radio". The first issue got off to a good start with a well written article on the R1155/T1154 equipment, and loads of superb colour photographs of historic radio gear. The second issue carries a wonderful article on the early — really early — history of amateur radio, and a series of the most stunning colour photographs of early radio equipment that I have ever seen.

If you haven't yet seen a copy of "Radio Bygones", I suggest that you have a look, and if you are very lucky you may still be able to get copies of the first two issues. I predict that this magazine will become a collectors' item in its own right, and I look forward to many more issues to come. We are, naturally, carrying copies of Radio Bygones in all our branches.

At the moment of writing this, I feel a storm brewing on the horizon with the talk of introducing formal type approval procedures, for amateur radio equipment. For those of you not familiar with the dreaded type approval, it is currently in force for most professional communications equipment such as business radio, cellular, and so on. Whilst one can see the wisdom in having a standard of performance for such professional use, the idea of applying it to hobby equipment is astonishing. If this happens, it would mean a DTI specification being drawn up (at current speed of operation that shouldn't take longer than a decade or so), followed by appointment of third party test houses to carry out independent approval checks. At current rates, a single test could cost anything up to £4,000, and if a failure is incurred, subsequent re-test would be another £4,000. I have to ask "Who will pay for this?", and more importantly, "Who will draw up the specification?"

However, providing that those drawing up the specifications at the DTI don't go completely mad, there should be no sensible objections to minimum performance requirements being instituted for amateur radio equipment. We do after all have to remember that when any of us pick up a microphone, or touch a key, we are not alone — the world may be listening and being affected by what we do. For the reputation of amateur radio as a whole, it is better to be able to demonstrate a responsible approach to the problems of EMC. The alternative may be loss of the right to operate at all.

However, if performance standards are applied to commercially produced equipment, what then happens to home made transmitters and receivers? What indeed constitutes a home made unit; does the use of a commercially produced printed circuit board make the finished unit subject to type approval?

Finding the right balance between the need for minimum standards and the need to keep the experimental aspects of the hobby alive is not going to be easy, and I hope that the eventual outcome does not work against the individual amateur radio enthusiast. If in doubt, do nowt.

Name _____
Address _____

Post Code _____
FREE INFO.
Don't forget £1
to cover postage
P.C.

S. WALES (BARRY) Telephone 0446 721304, LONDON Telephone 01-429 3256 BOURNEMOUTH Telephone 0202 577760

All branches are closed all day Monday.

ICOM

THE NEW IC-2SE, SIMPLE OR MULTI-FUNCTION 144 MHz FM TRANSCEIVER

Icom's tradition of building high quality, reliable handhelds continues with the IC-2SE an incredibly compact handheld designed with features that exceed larger, bulky handhelds. The IC-2SE proves that superior quality comes in all sizes.

Slim and unbelievably compact.

The IC-2SE measures only 49(W) x 103.5(H) x 33(D)* mm with the BP-82 Battery Pack. Hold the IC-2SE in your hand to truly appreciate its miniature size. Weighing just 270g† with the BP-82, the IC-2SE will easily fit anywhere – on belts in shirt pockets, handbags, etc. *1.9(W) x 4(H) x 1.3(D) in. † 9.5 oz.

Simple design for operating convenience.

Even with its tremendous versatility and a wide variety of functions, the IC-2SE is easy to use. All functions are performed by a total of just six switches and three controls. The IC2SE includes both simple and multi-function modes. The result is two transceivers in one: both an easy-operation and multi-function transceiver. Simple mode ensures totally error-free operations. Multi-function mode allows you a variety of function settings depending on your operating requirements.

Other advanced features:

Reduced size doesn't have to mean reduced quality. The IC-2SE proves this with a wide variety of advanced functions.

- Tuning control on the top panel for quick QSYing.
- Monitor function that allows checking of the input frequency of a repeater.
- Function display that clearly shows all information required for operations.
- Splash resistant design and durable aluminum die-cast rear panel for dependable outdoor operations.

Options

- **BA-11, Bottom Cap.** Protective cap for terminals on the base of the IC-2SE.
- **Battery packs and case.**
 - BP-81 7.2V, 110mAh
 - BP-82 7.2V, 300mAh
 - BP-83 7.2V, 600mAh
 - BP-84 7.2V, 1000mAh
 - BP-85 12V, 340mAh
 - BP-86 Case for six R6 (AA) size batteries
- **BC-72E, AC Battery Charger.** Desk top charger for the BP-81 - BP-85.
- **CP-12, Cigarette lighter cable with noise filter.** Allows you to use the IC-2SE through a 12V cigarette lighter socket. Also charges the BP-81 - BP-85.
- **FA-140BB, 144MHz flexible antenna.** Flexible antenna for 144MHz band operation. Same type supplied with the IC-2SE.

- **HM-46, Speaker/Microphone.** Combination speaker and microphone equipped with an earphone jack. Clips to your shirt or lapel.
- **HS-51, Headset.** Headset with VOX function that allows you hands-free operation.
- **Carrying Cases.**

Carrying Case	Battery Packs, Battery Case
LC-53	BP-81
LC-55	BP-81, BP-83 or BP-86
LC-56	BP-84 or BP-85
- **MB-30, Mounting Bracket.** Mounts the IC-2SE in a vehicle or on a wall.
- **OPC-235, Mini DC Power Cable.** For use with a 13.8 V DC power supply

IC-4SE
70cm.
version
available

Actual Size



Icom (UK) Ltd.

Dept RC, Sea Street, Herne Bay, Kent CT6 8LD. Tel: 0227 363859. 24 Hour.

Count on us!

THE COMPACT HANDHELD WITH A ~~SPLIT~~ PERSONALITY

5 Watt Output Power.

Utilizing a specially designed ultra-small highly efficient power module, the IC-2SE delivers a full 5 W* of output power. Bring those distant repeaters into range.
* At 13.8V DC

48 Memory Channels.

The IC-2SE has 48 fully-programmable memory channels and one call channel. Each memory and call channel stores an operating frequency and other information required for repeater operations.

Convenient Repeater Functions.

The IC-2SE is equipped with programmable offset frequencies for accessing repeaters. All memory channels and a call channel store repeater information for your convenience. The IC-2SE includes a newly designed 1750 Hz tone call transmit function. A 1750 Hz tone call transmits when the PTT switch is pushed twice quickly.

Power Saver for longer operating time.

The power saver ensures lower current flow during standby conditions. Operating times are much longer than with older, more conventional transceivers.

Built-in Clock with timer functions.

The IC-2SE is equipped with an advanced 24-hour system clock with timer function. The transceiver automatically turns on when real time matches a pre-programmed time. This is perfect for scheduling QSO's. Auto power-off timers and other settings can be made in clock mode.

Convenient Scan Functions.

The IC-2SE is equipped with VFO and memory scan.

- **VFO Scan.** VFO Scan repeatedly scans all VFO frequencies. In addition, unnecessary frequencies can be skipped.


- **Memory Scan.** Memory scan repeatedly scans memory channels.

Auto Power Off Timer Function.

If you ever forget to turn the IC-2SE off, don't worry. It will turn itself off. Power-off time can be selected or deactivated using multi-function mode. Preserve battery pack power for the times when you need it most.

Priority Watch.

Why interrupt calls to check other stations? Priority watch monitors a specified station every five seconds while you operate on a VFO frequency. Continue with your communications and let priority watch do the checking for you.



Helpline: Telephone us free of charge on **0800 521145** Mon-Fri 0900-13.00 and 14.00-17.30. This service is strictly for obtaining information about or ordering Icom equipment. We regret this cannot be used by dealers or for repair enquiries and parts orders, thank you.

Datapost: Despatch on same day whenever possible.

Visa & Mastercards: Telephone orders taken by our mail order dept. instant credit & interest-free HP.



MORE ON SWITCHING-FET RF AMPLIFIERS

Wes Hayward, W7ZOI and Jeff Damm, WA7MLH in the 'Technical Correspondence' column of *QST*, November 1989 point out that W1FB encountered two major problems in using switching-type HEXFETs: (1) considerable difficulty in obtaining

They outline two FET amplifiers: (1) an amplifier based on the IRF511 device (as used by W1FB) providing 8W CW or SSB PEP between 3.5-14MHz from a 13.5V supply; and (2) a high-power

Fig 1 shows the circuit diagram of their 8W amplifier as used for a portable 3.5/7MHz SSB transmitter. A broadband 2:1-turns-ratio bifilar-wound transformer at the output is followed by a low-pass-filter. Quiescent bias current is about 100mA and it should be noted that no ferrite-bead inductance is used. A similar amplifier with a 50-

It must be stressed that such a high-power

PA0FR1 writes: "The 10-ohm cathode resistor providing RF negative feedback usefully reduces IMD products, further aided by the 22-ohm variable resistor which can absorb excess drive power. On the 7-28MHz bands it is essential to tune-out the input-capacitance of the paralleled PL519s with the input coils in order to obtain a low SWR and sufficient drive-power (7-10W across 50-ohms). The output network uses smaller com-

"On-air reports received using this amplifier are proving encouraging and two-tone tests show a correct envelope pattern."



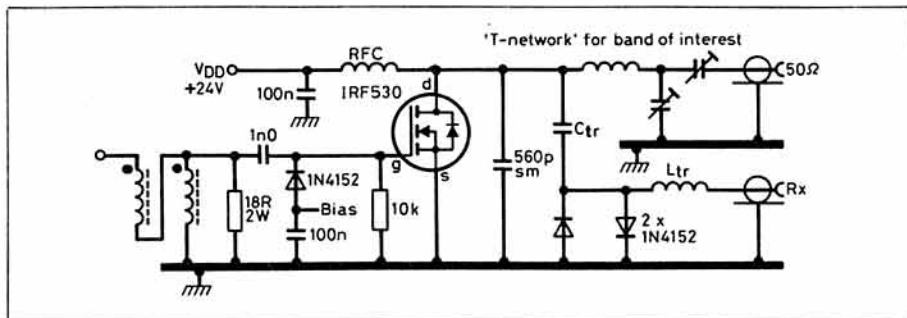
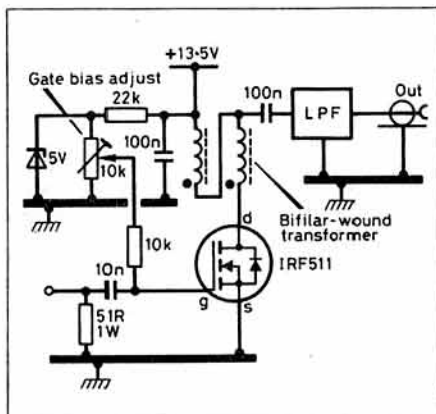


Fig 1. FET power amplifier based on IRF511 switching-type HEXFET providing about 8W CW or SSB PEP between 3.5/14MHz from 13.5V supply.

Fig 2. 50W 14MHz FET power amplifier based on low-cost IRF530 using 24-28V supply with 1.5W drive.

ohm output termination functions with a 1W output SSB driver when biased to only 25mA.

Fig 2 is their higher-power amplifier using a larger, more robust FET, type IRF530 which, in the USA, costs less than \$3 new in mail-order catalogues (about £3 + VAT in UK). In this case, a 2:1-turns-ratio step-down transformer provides a low-impedance drive input circuit. An LCC T-network is used for output and matching. Both the input and output networks are roughly similar to those commonly used for similar-power bipolar amplifiers: "Part of the bias is derived from RF drive. When RF drive is removed, the drain current drops to a very low level. The internally-generated noise also drops making this circuit especially useful for QSK (break-in) CW operation (an optional T-R switch for break-in operation is shown in Fig 2 with the reactance of L_{tr} and C_{tr} each about 500-ohms).

They conclude: "The IRF530 amplifier is capable of reliable high power from a 24-28V power supply. We have measured an RF output as high as 50 watts at 14MHz with a drive power of 1.5W. Similar output power is available on 3.5W when the amplifier is driven with nothing more than a crystal oscillator. Lower, but useful, output is available from this circuit with a 12V power supply."

Outline characteristics (at 25°C) for the IRF530 (N channel enhancement) device as given in the RS Components catalogue are: case TO220(AB): P_T 75W; $R_{DS(max)}$ 0.18-ohm; $I_D(max)$ 10A; V_{DG} 100V; V_{DS} 100V; $V_{GS(th)}$ max 4V; $I_{DSS(max)}$ $I_{GSS(max)}$ 500nA; t_r , t_f (max) 150ns.

BLINKING MAINS SUPPLIES

In presenting a 250VA DC/AC inverter for use with 24V batteries (77, November 1989), I noted that this design stemmed from Papua New Guinea "where apparently there are frequent electricity blackouts." Generally, one assumes that in urban and to a lesser extent rural areas of the UK, mains supplies are pretty reliable even if, during the past decade, the London area has had its full share of lengthy blackouts. I still keep a few candles and a crystal set available as "emergency standby."

John Roscoe, G4QK, has found some unanticipated problems can follow in the wake of a supply outage even although his contingency plans worked smoothly enough when a part of Bridgwater was blacked out recently, apparently due to a cable fault: his Honda generator, resting between visits to Andorra, soon restored lighting etc.

"But," he writes, "when we got our supply back it was a mere 210V and remained so for over 24 hours. Although this breaches the statutory requirements, the local Electricity Board was not prepared to adjust the tap-changers on the local service transformer. The result was that my DRAE 24A PSU was most unhappy but, on the other hand, my Yaesu switched-mode supply coped happily and seems capable of working down to 195V on its higher tapping."

G4QK notes that the chief difference between the two PSUs is that one regulates on the secondary, the other on the primary. He wonders whether "there is any reason why PSUs of conventional, rather than switched-mode type, could not be regulated on the primary without producing ghastly waveforms."

Paradoxically, at an IEE meeting on 'Interference aspects of consumer power electronics and supply systems' it was pointed out that when a number of high-power switch-mode PSUs are used, the load comprises short-duration, high peak-currents and this can result in distorted AC waveforms being supplied to other users in the area; the short-duration pulses near the instants of peak supply voltage tends to slice-off (clip) the peaks of what should be a near sine waveform. In systems feeding numbers of industrial SMPS the pulses are additive and heavy current waveform distortion can result. Apparently this is proving quite a problem; just as at one time when large numbers of TV sets with half-wave rectification were in operation, there tended to be a pronounced DC component on the AC supplies — a problem that no longer exists with the general use of bridge rectifiers.

At the meeting various aspects of EMC problems as they relate to the mains supplies were raised: "Connection or disconnection of energy storage elements (eg capacitors, inductors) to an electric network leads, in most cases, to the generation of signals with a high-frequency content, which can

cause interference... modern techniques for the conditioning of power signals using semiconductor devices can lead to the generation of significant distortion and harmonics." A point often overlooked is that brute force RFI filters should include 'lossy' components; otherwise the unwanted RF signals will not be dissipated but will reappear at some other point from which they may be radiated. This, of course, is the rationale behind the absorptive form of low-pass TVI filter where the unwanted harmonics are separated from the fundamental by means of a cross-over network and then dissipated in a resistor; curiously the absorptive filter has never become widely used.

Peter Kendall (Electricity Council) listed some of the disturbances that can affect electricity supplies: steady voltage changes; voltage fluctuations (these for example can result in large current fluctuations in rectifier float charging of batteries even from relatively small input voltage changes); voltage dips typically caused by the clearance of system faults (these can disturb the operation of electronic equipment not designed to resist such dips); transients (spikes) which can reach several kilovolts and may destroy semiconductors or alternatively may appear as a spurious signal in equipment leading to temporary disturbances to its operation.

Reverting to G4QK's comments, he raises a point of possible concern to those involved with emergency communications, Raynet etc. This is that in the absence of electricity supplies all

KELVIN-VARLEY HELI-POT SUBSTITUTE

Don Nappin, G3MLS, when he saw Jim Rowe's 'Substitute for a multi-turn pot' (77, November 1989, p36), recognised once again the truth of the saying that there is nothing new under the sun. He writes:

"That excellent 19th-century scientist William Thomson (Lord Kelvin) in conjunction with Varley,

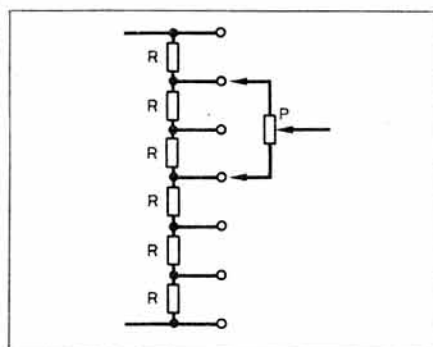


Fig 4. Kelvin-Varley classic configuration used as 'heli-pot' multi-turn potentiometer. With a chain of six similar resistors (R) and potentiometer P this provides five steps. With $P = 2R$ there would be no overlaps. With $P = 3R$ there would be 20% total overlap.

solved the same problem which in his case was that of making a decade potentiometer — the measuring kind rather than the component we now normally mean by the term, though the same principles apply — in a rather more elegant way than Jim Rowe, using fewer resistors.

"Fig 4 shows the Kelvin-Varley principle. A chain of equal resistors of value 'R' are connected in series, with one more resistor than the number of steps required, is connected to a switch which allows a potentiometer of value 'P' to be shunted across any two resistors in the chain. ('P' may be a conventional potentiometer as shown or a further decade or set of decades as in the original Kelvin-Varley arrangement.) Now if the value of P is equal to 2R it will be evident that an exact stepped potentiometer is produced, with no overlaps. This is, in effect, the conventional Thomson-Varley or Kelvin-Varley potentiometer of constant input resistance.

"To achieve overlap between steps it is not necessary to introduce Jim Rowe's R/10 resistors, merely to increase the value of P. If, say, $P = 3R$, then the parallel value of P and the two chain-resistors is 1.2R, thus giving approximately 20% total overlap (in practice slightly less since the total chain resistance is increased). The economy in resistors is evident and there is no requirement for a high-value pot."

modern petrol pumps cease functioning; the older pumps could be cranked by hand if necessary, but such models have long vanished in most, if not all, parts of the country.

FRANKLIN AND BUTLER TWO-DEVICE OSCILLATORS

One of the most prolific British pioneers of radio communication was undoubtedly Charles S Franklin, born in Walthamstow, London in 1879, youngest of a family of 13. He trained under a famous teacher, Sylvanus Thompson, and then in 1899 joined the Wireless Telegraph & Signal Co Ltd, the original radio company set up by Marconi with whom he became associated virtually throughout his working career. From assembling 'wireless receivers' from wooden boards, coherers, relays etc he soon departed to South Africa, pioneering military uses of radio during the Boer War. He became a sea-going radio operator/engineer and accompanied Marconi as his operator on the voyage of the *Philadelphia* in 1902 to settle the raging controversy that surrounded the reception of the 'S' signals from Poldhu in 1901 at Signal Hill, Newfoundland. It was during this voyage that Franklin became the first to notice the difference in the range of radio waves at night.

Along with Henry Round, Franklin soon became one of Marconi's most valued engineers. He was inventor of the variable capacitor (1902), ganged tuning (1907), variable coupling (1907) and then in 1913 became the first to patent the use of positive feedback ('reaction' or 'regeneration') as a means of enormously improving the sensitivity of valve receivers (British Patent Specification No 13,636 of June 12th, 1913; see Fig 5) a discovery he had made independently of Edwin H Armstrong in the USA who is often credited with discovering regeneration on the basis of his notarized statement of January 31, 1913 (unknown to Franklin).

In 1916, during the first World War, Franklin joined Marconi in Italy and began to experiment in the use of 'short waves' recognizing that it would be possible to beam transmissions far more effectively on short waves than on the very long wavelengths then in use. After the war this work continued in England, with the Marconi company competing with radio amateurs in pioneering long-distance communications on HF. Franklin set up an HF station on the Poldhu site for a series of experimental transmissions in 1923-24 which led to the offer by the Marconi Company to build the Empire Beam System. Franklin was responsible for both the HF transmitters and the directional antennas and also developed the first coaxial transmission lines.

As though 'reaction' (Q-multiplication) and coaxial feeders were insufficient, Franklin also developed a tunable HF oscillator akin to the Eccles-Jordan astable (multivibrator) using two valves: Fig 6. As noted in *TT*, November 1977, November 1977, in presenting a solidstate form of Franklin oscillator developed by BRS36760, any tunable oscillator consists in essence of two parts: a tuned circuit of high Q and a 'maintaining' amplifier to replenish the losses in the tuned circuit. A basic advantage of the Franklin oscillator is that the maintaining circuit need be only very loosely coupled to, and impose very light loading on, the resonant circuit; another practical advantage is the single two-terminal coil which has one end at RF earth, with no capacitive or inductive divider (as in the Hartley or Colpitts circuits and most of their variants) that is frequency conscious. Because of the loose coupling those changes affecting the maintaining amplifier, whether valve or solidstate, can be arranged to have only very limited effect on the frequency. Despite its many advantages, the Franklin oscillator remains virtually unknown to the bulk of American amateurs.

In the original Franklin valve circuits the two

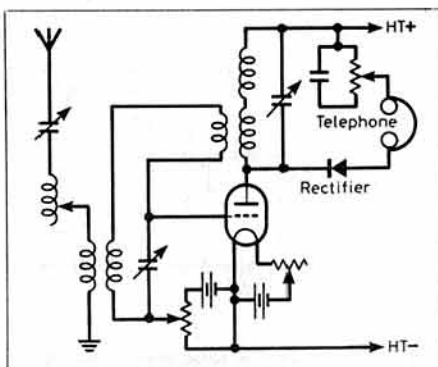


Fig 5. C S Franklin's original regenerative receiver as patented in 1913. Franklin had no knowledge of the similar work being done in the USA by Armstrong and he was the first to point out the effect of positive feedback in reducing the damping and sharpening the tuning (Q-multiplication). His work may or may not have preceded that of Armstrong. As Franklin's circuit was patented only in the UK priority was never tested in the Courts.

coupling capacitors were of the order of only 1pF, although later circuits, for no good reason, often specified 5 or even 10pF, significantly increasing

the coupling to the tuned circuit. It is important to remember that the stability of a Franklin oscillator depends upon the quality of the LC tank circuit and the looseness of the coupling to it. With FET low-voltage devices, having greater input-capacitance and often less gain than valves, it does appear that the value of the coupling capacitors may have to be increased to about 10pF to sustain oscillation, although in 1977 BRS36760 successfully used 5pF.

The latest revival of the Franklin oscillator is by Robert Armstrong, VE3RF ('An inexpensive VFO for the Yaesu FT-102', *Ham Radio*, November 1989). He writes: "I started looking for a suitable circuit. My ideal was preferably without coil taps, and certainly without parallel capacitors too big to be air-spaced... I wasn't having much luck until I came across the circuit for the Franklin oscillator in the *RSGGB Handbook*... as an external 5.0-5.5MHz VFO for my FT-102, it doesn't require any modifications to the transceiver or cost a small fortune... it uses the transceiver's digital frequency readout, works on either or both transmit and receive, and drifts so little you'll need a frequency standard to measure it." While his unit is designed specifically for use with an FT-102 using a darlington emitter-follower to step down the

3.5MHz 45W CW TRANSMITTER FOR LESS THAN \$20

The W7ZOI-WA7MLH letter drew attention to a four-year-old design by Robert G Cutler of Tektronix (amateur call not given) in the 'Design Ideas' section of *EDN* (November 28, 1985, p280) which presents a crystal-controlled CW transmitter with an output power of about 45W (from 24V supply) using just two power MOSFETs. In its basic simplicity, this design is strongly reminiscent of the once popular arrangement for CW valve transmitters such as the 6V6-807 CO-PA designs. Including a low-cost 3.5795MHz NTSC colour-TV crystal, it is claimed that the component parts cost less than \$20 in the USA thus helping to overcome the myth that the 'cost of entry' to HF operation is necessarily measured in hundreds or thousands of pounds. The transmitter consists simply of a keyed crystal power-oscillator/driver (Pierce oscillator), high-efficiency switching-mode (Class D) power amplifier and an output matching network matching into 50-ohm cable: Fig 11.

Circuit notes given in *EDN* are as follows: "In the oscillator section, an inexpensive colour-burst TV crystal determines output frequency. In addition the 700- to 1200-pF input capacitance C_{iss} of MOSFET TR2 constitutes an essential part of the

oscillator's feedback — the oscillator won't operate without TR2. TR1 retains enough gain for oscillation while driving amplifier TR2 in a 50%-duty-cycle (approximate) switching mode.

"The output stage achieves 84% efficiency rather than the 50% you'd expect with a class-C amplifier. When TR2 turns off, current through inductor L3 causes the drain voltage to rise well above the 24V supply (the 100V zener diode ZD1 limits this voltage excursion) and remains high for part of the conduction cycle as well. The high drain voltage allows the FET to deliver a given amount of power with less internal dissipation and hence with greater efficiency than if the drain voltage remained constant.

"The output impedance-matching network is based on TR2's drain impedance R_{ds} , which is twice the DC value as a result of the 50% duty cycle: $R_{ds} = V_{cc}/2P_o = 24V/(2 \times 45) = 6.4 \text{ ohms}$."

Note: Unlike the NTSC colour-burst crystal frequency which is inside the 3.5MHz band, a 4.43MHz PAL crystal could not be used. Use a 100V zener diode with a 100V-rated TR2. A zener diode would not be required with MTP8N18 or similar high-voltage component. Adjust the drive for minimum oscillation delay on keying.

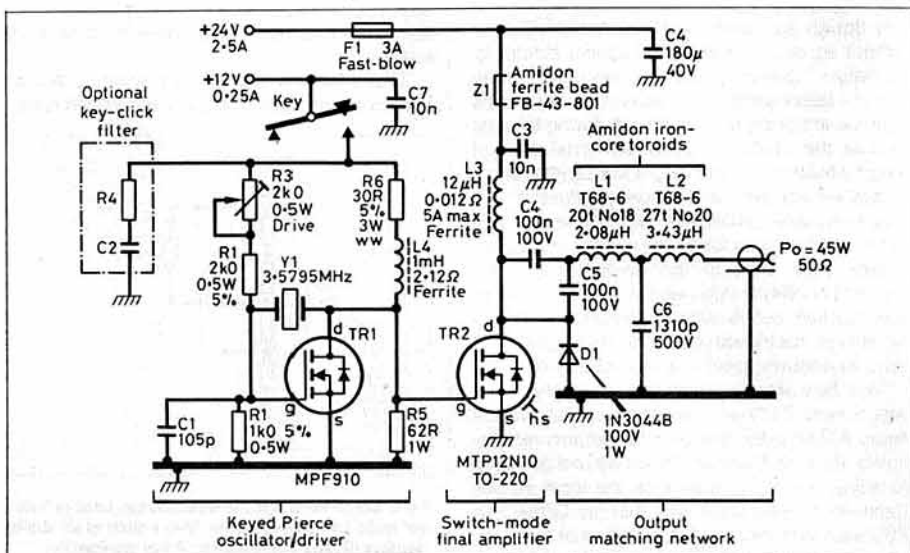


Fig 11. The '20' 3.5MHz CW transmitter providing some 45W output using MOSFET power oscillator and high-efficiency MOSFET power amplifier. Switching-mode amplifier unsuitable for SSB.

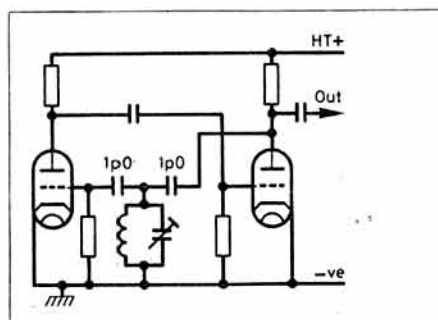


Fig 6. The basic Franklin two-valve oscillator.

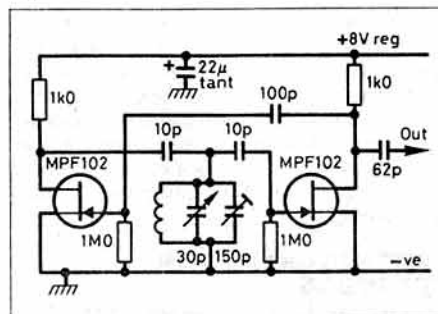


Fig 7. Solidstate Franklin oscillator as used (with buffer amplifier etc) by VE3RF.

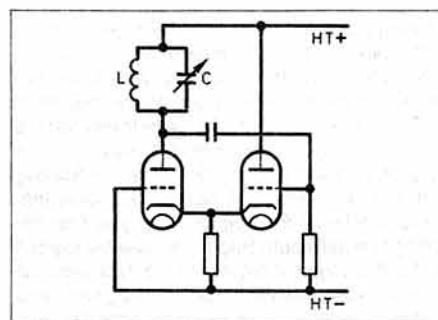


Fig 8. The basic Butler cathode-coupled oscillator (LC circuit can be shunt-fed as in Fig 9).

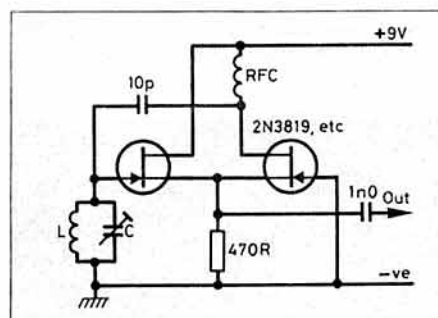


Fig 9. A solid-state source-coupled FET oscillator.

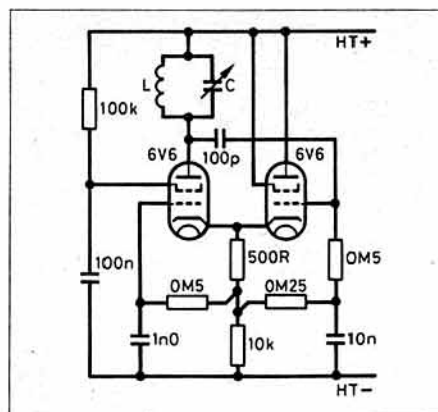


Fig 10. The original 'practical' cathode-coupled oscillator as described by Butler in 1944.

impedance from about 1KΩ (1.3Vp-p) to the 200mV p-p at 50-ohms required for the FT-102, with a lowpass filter similar to the one used by Yaesu for the internal VFO, other arrangements could be for other rigs, etc — but it seems a good idea to use an emitter- or source-follower as a buffer to reduce load variations on the oscillator. Fig 7 shows the oscillator stage of his VFO. VE3RF used a military-surplus 6.8μH coil, 30pF (3 x 10pF) FM-broadcast tuning gang with a 150pF air-spaced, screwdriver-adjusted trimmer to set the tuning range. He recommended the 10pF coupling capacitors should be high grade, preferably silver-mica units although he feels ceramic disc would probably do (my suggestion would be to try 5pF as starters). It would probably be wise to avoid using electronic tuning diodes in such an application.

A later derivative of the Franklin circuit is the Butler cathode-coupled oscillator (Fig 8) first described by the late Frederick Butler (RAF/GCHQ) in *Wireless Engineer* (November 1944). He then summarised the advantages of his oscillator as:

- (1) Alteration of frequency range can be made by inductance changes, using a single pole switch. No reaction windings or tapped coils are employed.
- (2) The high input-impedance of the cathode-follower valve (source-follower FET) imposes light loading on the tuned circuit.
- (3) Unity gain in this stage provides ample driving voltage to ensure reliable oscillation (from AF) up to very high frequencies, even when using tuned circuits of low Q value.
- (4) The series (anode) circuit can be replaced by its shunt-fed equivalent (as in Fig 9). In either case one side of the tuned circuit is earthed as regards RF potential.
- (5) Triode or pentode valves may be used...

His 1944 article included a practical circuit based on two 6V6 valves (possibly not the optimum choice unless appreciable output is required): Fig 10. With the tuned circuit directly connected to one of the active devices, one may be losing one of the good points of the original Franklin arrangement — but either can provide excellent tunable oscillators and both seem well-suited for use with FET solidstate devices rather than valves.

Provided due care is taken in design and construction, such oscillators should prove adequate for most HF purposes. For those cases where continuous tuning is needed with drift-free stability of just a few Hz, Klaus Spaargaren, PA0KSB has developed a new form of his 'huff & puff' locked oscillator using a variable crystal oscillator (VXO) as the reference 'timing' oscillator, 'pulled' over just a few kHz but able to stabilise with a sample-and-hold IC an LC oscillator tuning continuously over a range of say 500kHz. This seems a most ingenious arrangement but is fairly complex and will need to appear in 'instalments' over several months.

MESNY — A FRENCH PIONEER

H R Mesny, GJ3LFJ, noted with interest the references (77, June 1989, p33 and November 1989, p38) to the 1920s push-pull oscillator of his namesake "(R) Mesny." In the June 77, I mentioned that neither G8FEQ nor I had traced anything further of his work, though in my case I had forgotten that in 77, January 1977 I included a diagram of the Chireix-Mesny HF beam antenna that was developed in France as an early alternative to the original Marconi-Franklin beam arrays made up of large numbers of 'uniform' vertical dipoles. At that time I noted: "In the Chireix-Mesny array the $\frac{1}{2}\lambda$ dipoles are disposed in the form of saw-teeth, rather like a series of 2λ quad elements. This has the advantage over the Franklin

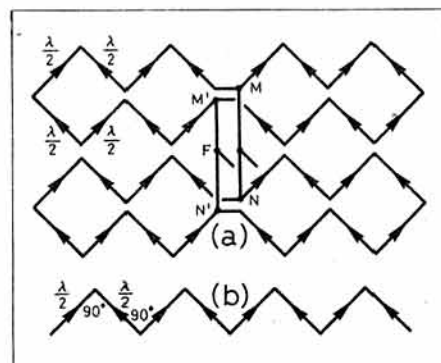


Fig 12(a). Large Chireix-Mesny array of half-wave dipoles arranged in saw-tooth configuration and providing vertically-polarized signals with broadside directivity. Might have application as fixed beam on VHF/UHF.
(b). Simplified Chireix-Mesny array which can be ended: such 'zig-zag' arrays have been used at VHF/UHF for TV broadcasting.

array that each dipole element may be driven directly by the one preceding it. Fig 12(a) shows a large Chireix-Mesny array which would require vast space for HF but might be well worth investigating for VHF or UHF. From the point of view of the radiated field, such a sawtooth network is equivalent to an array of parallel dipoles. Fig 12(b) forms the basis of the 'zig-zag' antennas used at VHF/UHF for television broadcasting."

GJ3LFJ traced a reference to the Chireix-Mesny beam in *The Radio Engineers Handbook* by Henney. He recalls that some years ago the late Max Tourniquet de Brandt, F5HJ mentioned that Mesny was still well remembered and respected in France for the work he did as an engineer in the French Army. He was responsible, with others, for introducing radio communication in the French forces before and during the First World War.

I can now add a further reference. Elizabeth Antebi, in her massive *The Electronic Epoch* (Van Nostrand Reinhold, 1982) in discussing the parallel development of radar in many countries writes: "In France, Henri Gutton and Pierret began to experiment with (very) short waves; and Maurice Ponté, who had been working with Gutton, Sylvain Berline and Hugon at the CSF Laboratory, since 1930, began his work on the magnetron. In 1931, Mesny and David, technical consultants for the French Military Signals Department, noted that a disturbance was created in communications whenever an aircraft passed through the zone between the transmitting and receiving stations. At the beginning of 1934, the first equipment using returning radio wave echoes to locate a moving obstacle was produced..."

Without detracting from the value of the breakthrough made by J T Randall and H A H Boot in demonstrating the first high-power 10cm cavity magnetron at Birmingham University in early 1940, and the important role of the French team, we should also be proud of the part played in this work by Eric Megaw, MBE, DSc, G6MU/G6MU, a former RSGB Council Member and contributor to the old *T&R Bulletin*. He worked on magnetrons at the GEC Research Laboratories in the 1930s, liaised with Henri Gutton and was the man chiefly responsible for turning the experimental Birmingham magnetron (which worked directly on its vacuum pump) into a production device. He had an E1188 cavity magnetron designed and made in collaboration with Birmingham working by 16 May 1940 producing 500W CW or pulse at 10cm. Previously, in collaboration with HM Signal School, he had been able to obtain 1.5kW pulse output from a segmented magnetron at 37cm. A most notable British professional scientist who was also a keen amateur.

USING LOW-VOLTAGE-DROP IC REGULATORS

It is generally agreed that the weakest link in the hand-held transceiver chain is the battery, whether disposable dry batteries with their high running costs or rechargeable nicad batteries with their problems of high self-discharge and rapid deterioration unless correctly used and with a suitable charger. Although the nicad battery should last for several thousand charge-discharge cycles this is not often achieved in practice without incurring the so-called 'memory effects' that limit its usefulness.

An article 'An adaptor for powering hand-held rigs from 12V sources' by Mitchell Lee, KB6FPW of National Semiconductor (*QST*, November 1989, pp17-21) suggests that lead-acid power sources, including car battery vehicle electrics or 12V gelled-electrolyte batteries, are more versatile than the original batteries for hand-held units, when used with a suitable adaptor. Gelled batteries are available with capacities from about 1Ah (size of a very large nicad battery) to 40Ah (small-car battery size). Units of up to about 2.5Ah are of a size and weight that make them suitable for an effective battery belt for portable operation. Since leclanché, nicad and lead-acid batteries all have different on-load voltages and different discharge curves, it will usually be necessary to use a voltage regulator when powering a hand-held transceiver from an external power source.

While conventional NPN adjustable IC regulators such as the LM317 can be used to provide, for example, 10.8V at up to 1A they require external protection if used in conjunction with a vehicle source to cope with the high transient voltages and also need at least a 1.7V input-to-output voltage differential to maintain output regulation.

KB6FPW draws attention to the advantages offered by the new low-dropout LM2941T IC regulator, based on a series-PNP pass-device and with freedom from some of the delicacy problems associated with the usual NPN regulators such as the LM317. With the LM2941T the drop-out point is simply the saturation voltage of the PNP pass device, viz only 270mV at a load current of 0.5A. Additionally no extra headroom is required to operate the error amplifier and voltage reference since these sub-circuits are powered from the full

No of cells NiCd (1.2V)	Leclanche (1.5V each)	Total voltage	R2 (without trimmer)	R2 (with trimmer)	R3
5	4	6.0	3K74	3K3	2R2
6		7.2	4K64	4K3	1R0
	5	7.5	4K87	4K3	1R0
7		8.4	5K62	5K1	OR47
	6	9.0	6K04	5K6	OR33
8		9.6	6K49	6K2	OR22
9		10.8	7K5	6K8	OR1

Table 1. Values for R2 based on type and number of cells to be replaced. R1 is 1K0, 1% tolerance, metal film, 0.5W.

Characteristics	NPN (LM317T)	PNP (LM2941T)
Short-circuit current limit	Yes	Yes
Thermal shutdown	Yes	Yes
Over-voltage shutdown	No	Yes
Reverse-battery protection	No	Yes
Dropout at: 50mA	1.6V	60mV
500mA	1.8V	270mV
1A	2.0V	500mV
Maximum input voltage	40V	60V

Table 2. NPN and PNP regulators: features compared

input voltage and not from the input/output differential. Furthermore there is no need to use a series blocking diode and, better still, PNP pass devices can withstand 60V transients, eliminating the virtually mandatory for an external, power-consuming, transient-suppression network. Fig 13 shows a regulator based on the LM2941T with adjustable voltage output suitable for powering a handheld transceiver from a car or sealed lead-acid battery.

KB6FPW's five-page article provides a detailed explanation of the advantages of and application notes for the LM2941T, together with basic information on IC voltage regulators used for battery adaptors. Tables 1 and 2 have been extracted from his article. Table 1 indicates the value of R2 in Fig 1 used to adjust the output voltage based on the type and number of the cells to be replaced. Table 2 gives a summary of the basic features of NPN and PNP IC regulators. He also emphasises that lead-acid batteries have a built-in charge indicator in their open-circuit (unloaded) voltage; a facility that is not available with nicad batteries where the voltage discharge curve remains nearly flat over much of the

discharge (the reason why it is difficult to use a voltage-operated controller for nicad charging). He also notes that: "Open-circuit voltage is directly affected by the specific gravity of the battery's electrolyte, which in turn varies with battery type. Signalling batteries designed for standby service typically have lower electrolyte specific gravities than deep-discharge batteries, resulting in slightly lower output voltages for the signalling types. For exact output voltage figures for your battery, check the manufacturer's specification sheet."

PROTECTING POWER TETRODES

An article by Mark Mandelkern, KN5S (*QST*, November 1989) on 'Protecting power tetrodes' in amplifiers using conventional screen supplies includes some general advice that seems worth drawing attention to: "For tetrodes, screen current is the best indicator of resonance and loading conditions. Don't try to tune for a plate-current dip. Resonate tetrodes by tuning for maximum screen current. In a stable, grid-driven tetrode amplifier, resonance and peak output are indicated by a peak in screen current. Adjust the loading until this screen-current peak is the value that yields maximum RF output. After you find the settings for maximum output, increase the loading so that the output at resonance is 5-10% less than the maximum available. (That last step produces a narrower signal!) ... I suspect that some of the bad press that tetrodes have received is simply due to overdrive and improper tuning. Dave Meachan, W6EMD said it best in a *QST* article ('Understanding tetrode screen current' *QST*, July 1961, pp26-29): 'Never tune a tetrode for maximum output.'" □

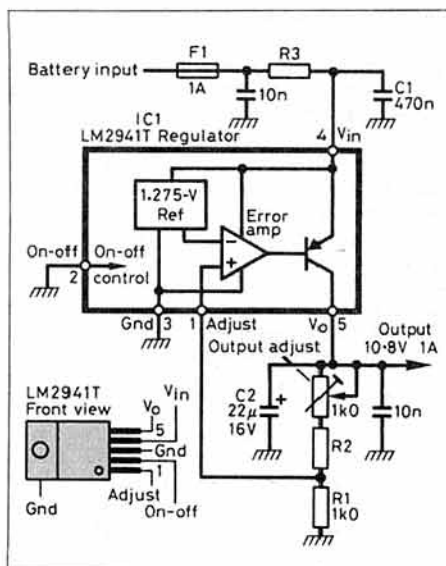


Fig 13. LM2941T PNP regulator for hand-held units etc. Output voltage is set by R1 and R2. R3 (2W wirewound) is optional but provides RF filtering and helps to dissipate some power with high input voltages. The 1K0 trimmer is optional but permits fine adjustment of voltage output. Do not decrease value of C2 below 22µF or there may be instability. R1, R2, 1% metal-film resistors. R3, 5% wire-wound rectangular resistors. For values see Table 1.

TIP FOR ICOM IC-2A OWNERS


A useful tip and warning for IC-2A owners comes from David Barneveld, VK4BGB (*Amateur Radio*, June 1989, p19):

"For those who own an IC-2A handheld and its companion fast charger, the BC-30, one does not have to be told of the convenience of slipping the whole unit, complete with battery pack, into the charger and commencing a recharge cycle.

"But beware! Having not removed the battery pack from my transceiver for some months, I was intrigued that when I went to replace it with another pack, I could barely slide it more than 3mm without it binding in some place. My attempts at gentle persuasion failed to get it to budge.

"The cause of the problem turned out to be that one of the screws in the bottom of the transceiver proper had worked its way out, and was catching on the battery pack as it was moved across. As one cannot get the back off, how do you screw back the screw?

"The answer is that the two screws on the back must first be removed and then, ever-so-gently, the case is prised apart just enough to allow the battery pack to be lifted clear of the runners. After removal, check the tightness of all the other screws in the bottom plate. Don't let it happen to you!"



The receiver described is named after the White Rose Amateur Radio Society, fifty of whose members have had a go at its construction; for many, this was their very first venture into radio construction. At a long established custom called 'Bash the Committee' night, it was requested that a home construction project be devised. Stunned silence was the first response to the announcement that it was to be an all band CW/SSB transmitter and receiver: 'Has TDZ gone raving mad?' they asked.

The first part of the project was to design the stand-alone receiver described here. It was intended to be built by inexperienced members, and particularly so as to allow Class B members to get their first taste of HF. Some of these same people had remarked that there was little point in struggling with the Morse, only to be faced by a £1000 brick wall at the end, so the receiver had to be low-cost. The final cost of our receiver is estimated at between £25 and £30, and I promised to design a matching transmitter in time for next winter's construction season.

To date, over a dozen receivers have been successfully completed, in construction styles varying from Rolls-Royce to rat's nest - all of them worked.

DESIGN PRINCIPLES

For simplicity, I planned to design a direct conversion receiver rather than a superhet. To avoid the necessity of huge switched coil packs, which are difficult even for experienced constructors, plug-in converters for each band seemed easier. In other words, the direct conversion part of the receiver operates as a 'tunable IF' which follows a plug-in converter. Thus, as everyone has their favourite bands, constructors could pay only for the converters of their choice, and more bands could be added later as interest and finances

WHITE ROSE RADIO

In this month's cover feature, John R Hey, G3TDZ, describes an inexpensive and easy to build receiver of elegant design.

allowed. This technique also allowed some optimization in front-end design for each band, both for good performance and low cost. Component costs for the converters range between £3.60 and £6, depending on crystals and the number of stages.

The direct conversion receiver has been around for some time, but often performs poorly and is not taken seriously. The basic problem with most direct conversion receivers is that they are drastically over-simplified. 'Keep it simple' they say - yes, certainly - but not at the expense of poor performance. So let us look at these criticisms and see if the faults can be rectified.

Deafness

Many circuits seem have used the well-known Schottky ring mixer and no RF stage. The consequent conversion-loss with no RF gain can often result in poor signal-to-noise ratio, even if sufficient audio gain is used afterwards and usually this too has been lacking. Our design employs an active balanced mixer, having a useful conversion gain which is preceded by a gain controlled cascode RF stage capable of producing a further 26dB of gain. Already this is beginning to look like a real receiver, not a toy.

Poor Stability

Although drift and other forms of instability can affect any type of receiver which does not use a crystal-controlled synthesiser, this criticism has

become particularly attached to the direct conversion receiver. The reason is that people have interpreted the KISS principle (Keep It Simple, Stupid) to mean 'Keep It Stupidly Simple' and have often failed to take even the most elementary steps towards good frequency stability. This receiver does it properly.

Poor selectivity

This usually means too much extraneous noise caused by inadequate filtering. Our circuit uses a fifth order low-pass filter for SSB, plus a further band-pass filter for CW, which take good care of that problem.

Direct rectification

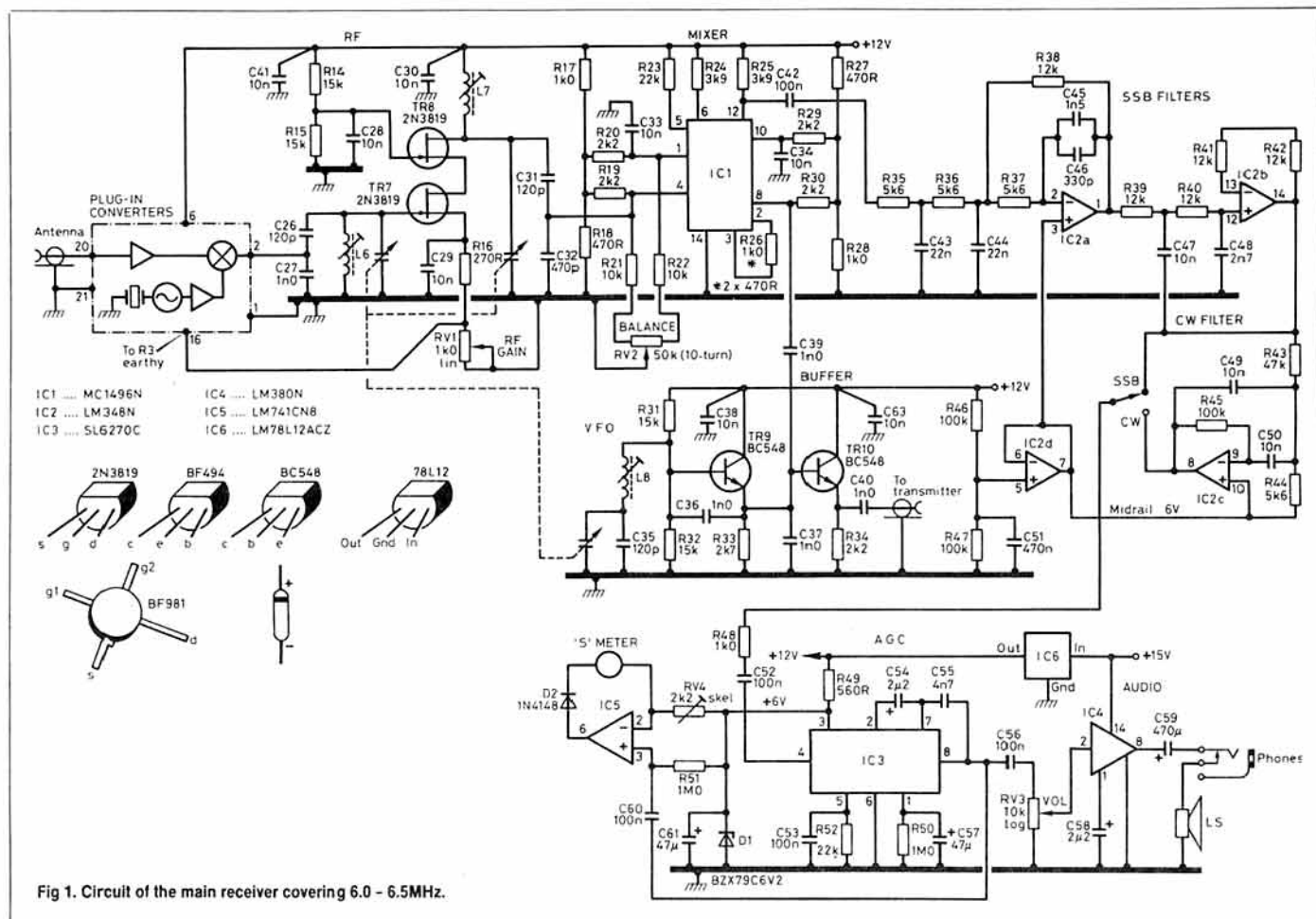
This is the 'Radio Moscow' effect, in which powerful broadcast stations appear right across the band. This can be troublesome, but has been overcome by using a balanced mixer with a potentiometer adjustment to set the balance spot-on. In addition, twin-ganged tuned circuits act as a pre-selector to protect the mixer against unwanted signals elsewhere in the band.

No RF gain control or AGC

This receiver is provided with both.

The audio image

I have to agree that the detection of signals either side of zero-beat is a problem not shared by more complex superhet receivers. A previous 80m transceiver project used the phasing method to eliminate the unwanted sideband, but



although this was effective, it didn't seem worthwhile to add the extra circuitry, alignment and cost. We decided to live with the audio image for this simple receiver project.

MAIN RECEIVER

The main receiver (Fig 1) does not cover an amateur band but acts as a tunable IF for a series of crystal controlled amateur-band converters. The main advantage of choosing a tuning range of 6.0 – 6.5MHz is that all the crystals for the various converters (except 70MHz and 144MHz) are cheap off-the-shelf computer types. The most expensive was £3 for the 50MHz converter while some were as cheap as 98p. A further advantage of a tunable IF in the 6MHz region is that it is high enough to provide good image rejection with converters operating up to 144MHz. You may be aware that 6MHz contains some rather powerful broadcast transmitters, and to avoid breakthrough the connection between the converters and the main receiver is a short length of well-screened 50Ω cable.

The whole receiver is housed on one double-sided printed board measuring 3" x 4" (Fig 2). The tunable IF amplifier uses two 2N3819 FETs in a cascode configuration with an RF gain control in its tail, and is fairly bomb-proof. There are two gang-tuned circuits at 6.0 – 6.5MHz, which also help to reduce direct rectification of signals elsewhere in the band. An MC1496 double-balanced mixer follows, and has a multi-turn trimmer for precise balance adjustment. Local oscillator injection is from a simple Clapp VFO, which has a buffer amplifier capable of feeding the companion transmitter and a digital frequency readout. It is essential that the capacitors used in the VFO are of good quality: C36, C37, and C39 are all C0G or X7R multi-layer, rather than cheap ceramics whilst C35 should be polystyrene or a good quality silvered-mica component.

After the mixer, there is a third order Butterworth low-pass filter, followed by a second order Chebyshev, both with a cut-off frequency of 2800Hz. If you prefer a lower-frequency cut-off, increase R35, R36 and R37 to 6.8kΩ, and C46 to 390pF. Output from the second low-pass filter goes to the SSB position on the front panel mode switch and for CW, a further band-pass filter is added at 700Hz, although its exact frequency may be altered by varying R44. A quad op-amp provides all three active filters, the fourth section being used to develop a bias voltage for the other three.

The SSB/CW selector switch then passes the signal to IC3 where up to 60dB of audio gain is available. An SL6270 VOGAD chip is used to provide a simple but very effective AGC system which offers a very fast attack time with a decay rate determined by the values of R50 and C57. The audio gain control then follows, which feeds the AF to the output stage, an LM380.

For no better reason than to make the front panel look good, a simple S-meter driver is included

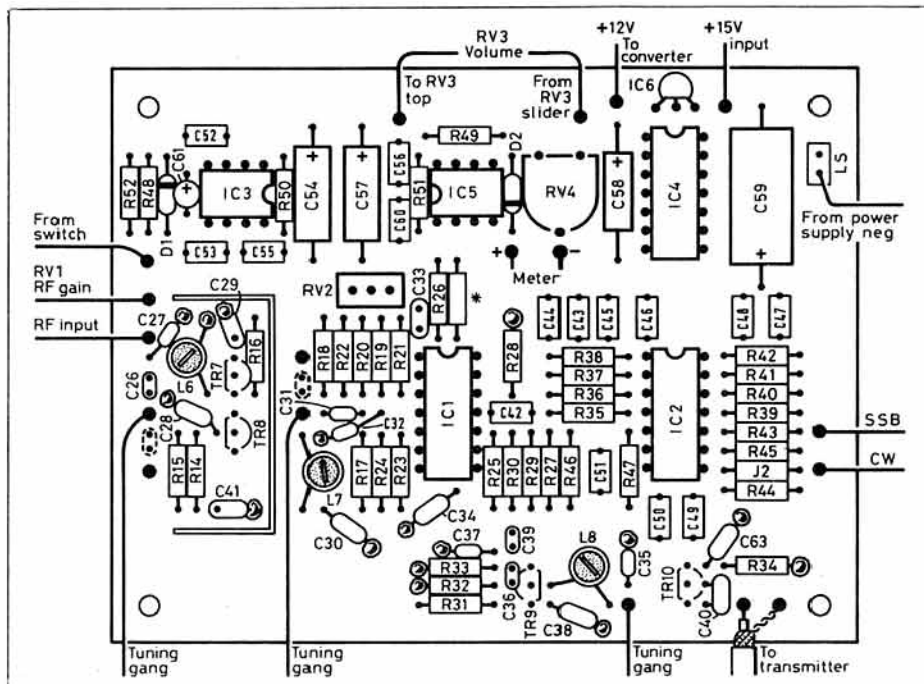


Fig 2. Component placement main receiver board.

which uses a 100μA movement. The 6V voltage reference for the S-meter circuit is provided by a Zener diode D1 bypassed by C61, this arrangement also fulfills the VOGAD IC 6V supply requirement.

Mains power was decided upon, and Fig 3 shows the circuit and layout. Alternatively, an external stabilized 13.8-15V 1A power supply may be used, or batteries for portable operation. The 12V regulator IC6 supplies all stages except the audio output, which runs from the higher-voltage supply line.

CONVERTERS

The signal path is essentially the same in all the converters, from 3.5MHz to 144MHz; only the component values change with frequency, Fig 4 to 6 show the circuit details. An RF amplifier with huge gain is not essential, in this application a modest amount of gain (about 12dB) is provided, its main purpose being to provide isolation between the local oscillator and the antenna. Each converter has three tuned circuits at signal frequency, and the RF Amp also serves to introduce a degree of isolation between them. From 3.5 to 70MHz, the RF amplifier is a cascode-connected pair of inexpensive 2N3819 JFETs, and the 144MHz converter uses a BF981 dual-gate MOSFET which may be regarded as a 'cascode on a chip'.

Overloading of mixers by strong signals has to be avoided, and the MC1496 in the direct conversion part of the receiver is especially vulnerable since the signals arriving at the antenna have been

amplified by the time they reach that stage. AGC is not the answer, for how would an AGC detector know that the mixer had been overloaded? An RF gain control or attenuator is the answer and the source resistors of the cascode amplifiers in both the converter and the tunable IF are connected to a 1KΩ potentiometer which provides about 30dB of manual gain control. Tests by both the RSGB reviewers and myself showed that careful use of the RF gain control can almost completely eliminate direct rectification of strong signals, but the maximum available gain on the lower bands was excessive in the prototype converters. Therefore the fixed source resistor R23 has been increased in the 3.5 – 10MHz units so as to leave the maximum gain at a more comfortable level.

The oscillator injection for the various converters presented a challenge in that a simple fundamental crystal circuit was ample for the lower bands, but an overtone circuit was needed for the 28, 50 and 70MHz converters. To use an inexpensive crystal for 144MHz, an overtone-plus-multiplier system was required which is where those fiendish folks at the White Rose Radio Club exercised their little grey cells. It was found possible to design a single PCB which would accommodate every variation in oscillator chain configuration. This enabled us to order 300 copies of the same board, thus significantly cutting costs. The diagrams show only the components required for the individual bands; all other holes are left unused.

The mixer in all converters is a BF981 dual-gate MOSFET, with injection into gate 2. To avoid the

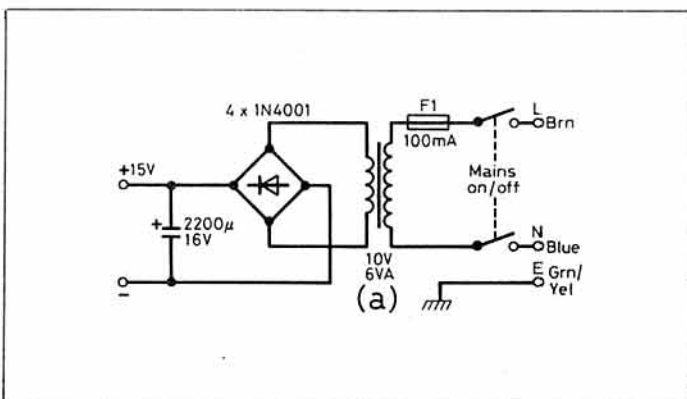
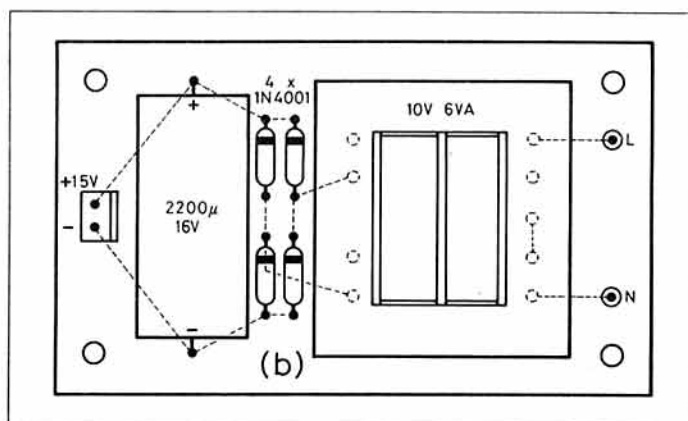
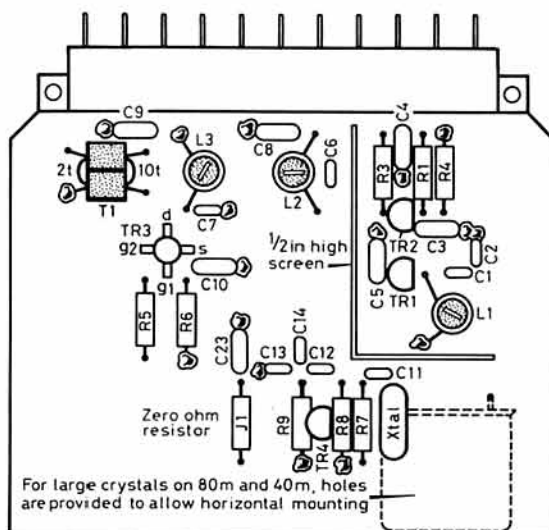
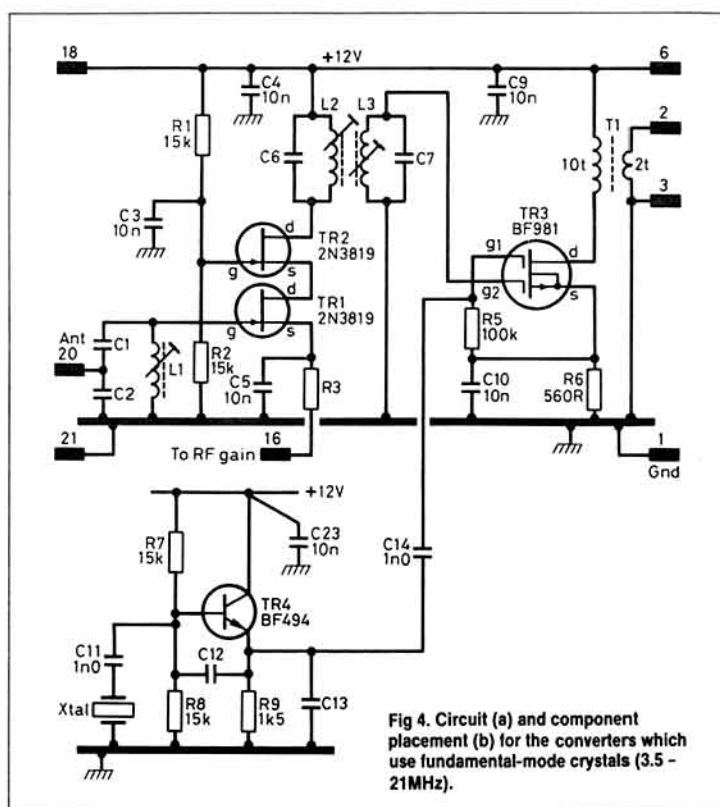


Fig 3. Circuit (a), component placement (b) of the mains power supply board.





CONVERTERS USING FUNDAMENTAL MODE CRYSTALS

	80	40	30	20	17	15
Xtal	2.5MHz	1MHz	4MHz	8MHz	12MHz	15MHz
C1	220p	120p	68p	56p	47p	39p
C2	1800p	1000p	560p	470p	390p	330p
C6,7	220p	120p	68p	56p	47p	39p
C12	390p	470p	220p	120p	100p	82p
C13	560p	680p	330p	180p	150p	120p
R3	470	390	330	270	270	270
L1,2,3	44t	31t	28t	22t	16t	14t

need for tuning in the converters, the output coupling to the main board is via a wide-band transformer.

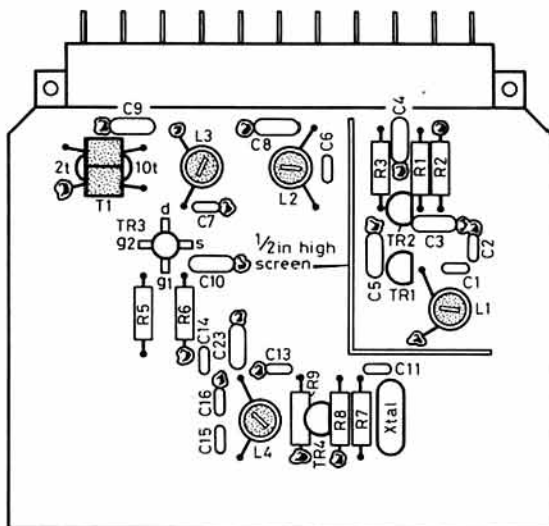
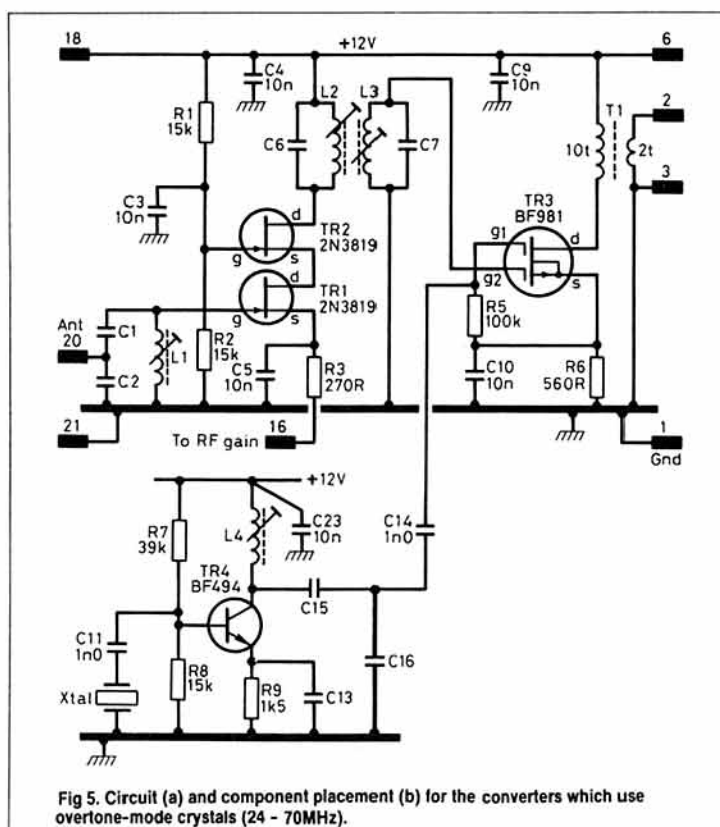
CONSTRUCTION

Fig 7 shows a suggested general layout of the chassis base, front and rear panels, mainly as an idea rather than something which must be followed to the letter. Most of the White Rose constructors have copied or followed the basic layout suggested, with variations based on wooden boxes and biscuit tins. Most parts can be made from 18

gauge aluminium, though a heavier gauge is recommended for the front panel. The 'production' version varies from the prototype, in that the converter slides in horizontally. This simplifies the metalwork and also allows the loudspeaker to face the front, which is always a good idea. Many amateur home-brew projects are spoilt by using old rusty cheese-head screws, or even worse, tarnished brass round-heads. Treat yourself to a packet of nickel plated 3mm pan-head screws with matching nuts and non-slip washers for a more professional finish.

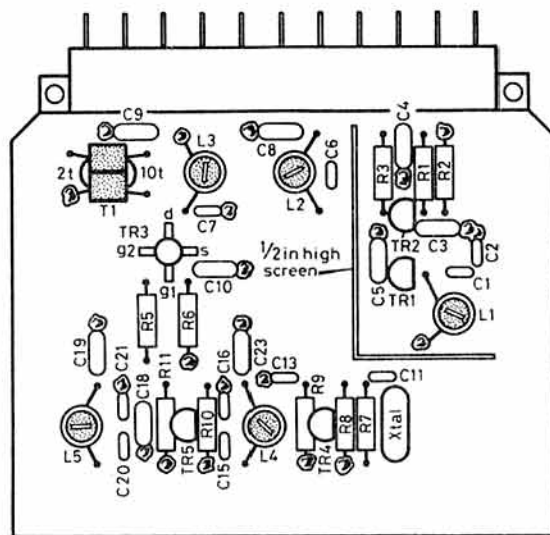
The multi-pole connector for all the converters is a 21-pole 'DIN41617' the type with two staggered rows of pins. You need one socket, plus as many plugs as the number of converters you propose to build. These are obtainable at rallies for as little as 25p, and even the full professional price is less than £1 each. The converters slide into the main chassis on Vero PC guides; one guide cut into two halves will suffice.

When assembling the boards, cut the component leads short and make the connections carrying RF run directly from point to point. Where the layout



CONVERTERS USING SINGLE STAGE OVERTONE OSCILLATOR

	12	10	6	4
Xtal	18.5MHz	22MHz	44MHz	64MHz
C1	33p	27p	15p	10p
C2	270p	220p	120p	82p
C6,7	33p	27p	15p	10p
C13	5.6p	5.6p	4.7p	4.7p
C15	39p	39p	18p	12p
C16	150p	150p	68p	47p
L1,2,3	13t	12t	9t	8t
L4	20t	19t	13t	9t



This circuit may be used for 50MHz and 70MHz if suitable crystals are not available for Fig 5.

All coils are made from enamelled copper wire, close wound on formers of 3/16" (4.8mm) diameter,

gauge of wire you use; if the winding length would be greater than twice the coil diameter, come back on a second layer. All coils should be coated with coil varnish or polystyrene cement to fix the windings in place.

The wide-band transformer at the output of each

CONVERTERS USING OVERTONE OSCILLATOR AND MULTIPLIER			
	6 22MHz	4 32MHz	2 46MHz
Xtal	x2	x2	x3
Mult			
C1	15p	10p	5.6p
C2	120p	82p	47p
C6,7	15p	10p	5.6p
C15	39p	22p	18p
C16	150p	100p	58p
C20	18p	12p	5.6p
C21	68p	47p	22p
L1,2,3	9t	8t	4t
L4	19t	16t	12t
L5	13t	9t	5t

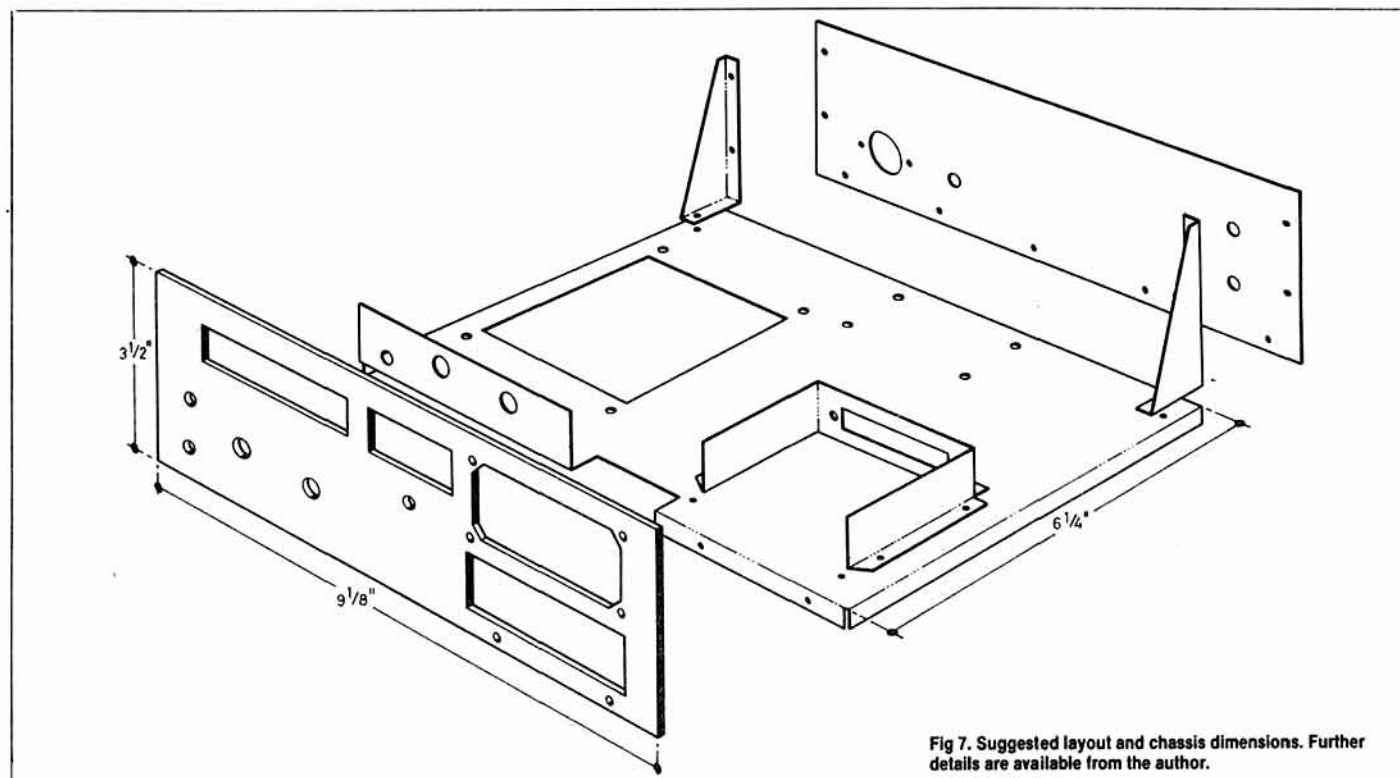


Fig 7. Suggested layout and chassis dimensions. Further details are available from the author.

converter is made from two FX1115 ferrite beads. The primary has ten turns of thin (32 to 36swg) wire, with two turns of the same or slightly thicker wire on the secondary. Take care not to strip the enamel when pulling the wire through the holes.

The BF981 RF amplifier for the 144MHz converter does not fit straight into the 'universal' converter board but can be fitted in one of two ways. It can be mounted beneath the board, keeping the source and drain connections as direct as possible and bending the two gate leads to meet the pads provided, or alternatively; a small edge-mounted daughter-board (see inset in Fig 6) can be used. The latter approach looks tidier, but may be less satisfactory from the RF point of view.

When wiring the main board, the two loudspeaker wires should be twisted together and brought to the phone jack separately from the others, being taped to the chassis base and then led up to the speaker. All the remaining front panel wires, namely the volume control (top and slider) connections, plus the CW/SSB selector switch and RF gain control wiring, should be formed into a cable loom and tied neatly along the left hand side of the board. At this stage the pin numbering system used on the DIN41617 connectors should be noted - all the odd numbers run in one row and the all even numbers in the other. It is also worth noting that R26 actually consists of two 470Ω resistors in series.

The one difficult component to find is the triple-gang tuning capacitor, which should be of a size suitable for mounting close to the PC board. A 3 × 35pF component might be hard to find so positions have been provided on the main circuit board (shown dotted in Fig 2) where fixed series capacitors may be fitted to reduce the effective maximum capacitance using the capacitors-in-series rule. This enables tuning capacitors of higher values than 35pF to be pressed into service, though the use of excessively high values will result in severe compression of the tuning scale at the HF end. The prototype used a broadcast type 3 × 360pF tuning capacitor with a 47pF series capacitor on each gang. A number of surplus three-gang 75pF variables were located at rallies, and these required the series capacitor be 56p. More common are single- or twin-gang variables of 47pF and 75pF, which often have spindles at both ends so that a three-gang can be assembled with the aid of shaft couplers. Note that the series capacitor for the VFO is not mounted on the board, but can take the place of the wire link between the board and the variable capacitor.

The White Rose constructors used twin speed slow motion drives (6/36:1) for ease of tuning, but if better drives can be obtained, they are well

worth the expense. Tuning scales are plastic or card discs of 2.5in diameter.

ALIGNMENT AND PERFORMANCE

After marking out the dial, the rest of the alignment will only take a few minutes. Connect a frequency counter to the buffer output, close the tuning capacitor and adjust L8 for 6.000MHz. Then open the capacitor fully and with any luck, the frequency will now be just a few kHz above 6.500MHz. If not, you may have to experiment with different values of series capacitors in order to get the correct tuning range. Initially, mark out the dial with a pencil at 100kHz intervals, then fill in the 10kHz intervals where possible. A permanently marked dial can now be made using black ink and rub-down lettering such as Letraset.

Without fitting a converter board, set the dial to 6.250MHz and inject a 6.250MHz signal from a signal generator into pin 2 of the multi-pole connector. Having tuned in the signal, reduce the generator output and tune L6 and L7 for maximum. Next, connect a sensitive RF voltmeter or an HF oscilloscope probe to pin 12 of IC1 and trim RV2 for minimum RF indication, this should be in the form of a sharp null. This completes the main board alignment.

If you don't have access to a frequency counter and the other test gear required, you can align the main board using a general coverage receiver which can tune 6.0 - 6.5MHz, or even a White Rose receiver which has already been aligned! Since this is a direct-conversion receiver, you can hear the VFO by connecting a receiver to the RF input at pin 2 of the multi-pole connector. You then simply adjust the coil slug to cover 6.0 - 6.5MHz, as indicated by the existing receiver calibration, and then tune up the band in 10kHz steps, zero-beating the signal and calibrating the new dial accordingly. L6 and L7 can be tuned at 6.25MHz by listening for the loudest VFO leakage out of pin 2 and RV2 can be adjusted by setting the control for minimum VFO leakage out of pin 2, and then for minimum direct rectification of extremely strong on-air signals.

Plug one of your lower frequency converters into the receiver. Connect an aerial, and see if you can detect off-air signals or a signal generator output as you tune across the band. If you can't, then the crystal oscillator probably hasn't started, so try adjusting L8 until signals appear. The converters for 3.5 to 21MHz use fundamental crystals which should start straight away, whereas the converters for 28, 50, 70 and 144MHz use overtone oscillators which will not operate until correctly tuned. In case of trouble, try monitoring

COMPONENT LIST

RESISTORS

R1,2,7,8,14,15,31,32	15k
R3	See Fig. 4
R16	270
R5,45,46,47	100k
R6,49,11	560
R9	1k5
R10,19,20,29,30,34	2k2
R17,28,48	1k
R18,27	470
R21,22	10k
R23	22k
R24,25	3k9
R26	1k (2x470)
R33	2k7
R35,36,37,44	5k6
R38,39,40,41,42	12k
R43	47k
R50,R51	1M
RV1	39k
RV2	20k lin
RV3	50k 10 turn
RV4	10k log
J2	2k2 skel
	27

CAPACITORS

C1,2,6,7,12,13,14,15,16,20,21	See Figs. 4, 5 and 6
C3,4,5,8,9,10,18,19	10n hi K Disc
28,29,30,33,34,38,41	1n med K ceramic
C11,14,17,27,40	120p Lo K ceramic
C26,31,35	470p med K ceramic
C32	1n COG or X7R
C36,37,39	0.1μ polyester
C42,52,53,56,60	22n 10% polyester
C43,44	1n5 5% polypropylene
C45	330p 5% polypropylene
C46	10n 10% polyester
C47,49,50	2n7 ceramic
C48	0.47μ polyester
C51	2μ2 16V elect
C54,58	47μ 16V elect
C57	470μ 16V elect
C59	4n7 polyester 10%
C55	47μ 10V tant
C61	

SEMICONDUCTORS

IC1	MC1496N
IC2	LM348N
IC3	SL6270C
IC4	LM380N
IC5	LM741CN
IC6	LM78L12ACZ
D1	BZX79C6V2
D2	1N4148
TR1,2,7,8	2N3819
TR3	BF981
TR4,5	BF494
TR9,10	BC548

the oscillator signal with a frequency counter on gate 2 of the mixer, or use a sensitive absorption wavemeter coupled to L6. The chosen circuit has been found to be most reliable and the oscillator should burst into life quite abruptly as its slug is adjusted. Inject a signal into the aerial socket, near the centre of the band in question, tune it in and peak L1, L2 and L3 for maximum signal, reducing the input level if necessary. Finally, re-peak L6 for maximum signal consistent with reliable starting of the crystal oscillator.

With the appropriate converter and just a few feet of wire connected, you should be able to copy stations on many bands. With a full sized tuned aerial, be prepared to turn the RF gain well down as signals low as 0.06μV are clearly audible.

My thanks to the members of the White Rose ARS who put their faith and money into this project. I would like specially to mention Dave, G4EZK, who hunted the land for components. Thanks are also due to Malcolm, G4DMH, who suggested the AGC method, and to Chris, G8UHW, who suggested the overtone circuit donkey's years ago, and I've been using it ever since. □

Printed boards and detailed mechanical drawings are available directly from the author (not from RSGB HQ). Main boards £3.00, converter boards £1.80 each. Please send a large SAE with all enquiries, and mark cheques payable to John R Hey at - 8 Armley Grange Cres, Leeds LS12 3QL. Please note that PCB layouts only are available from HQ - please enclose an SAE.

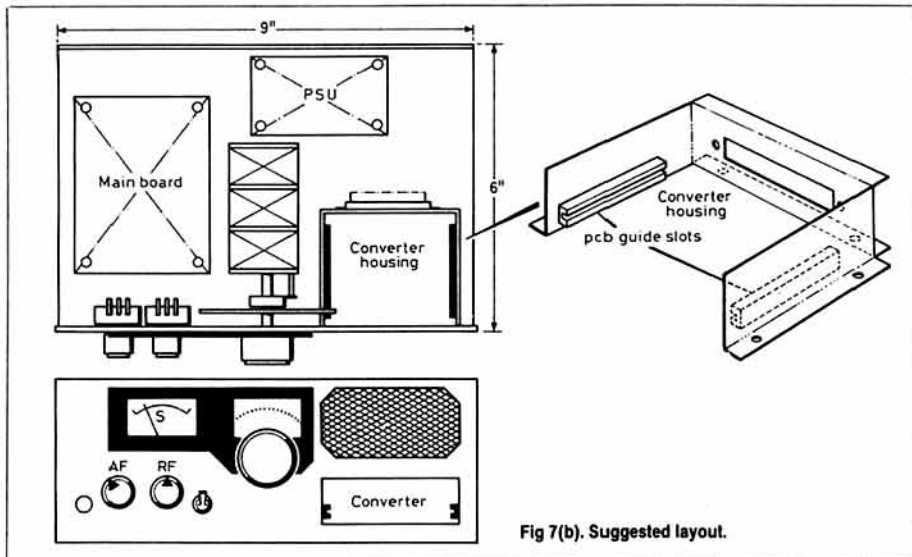


Fig 7(b). Suggested layout.

RADIO COMMUNICATION February 1990

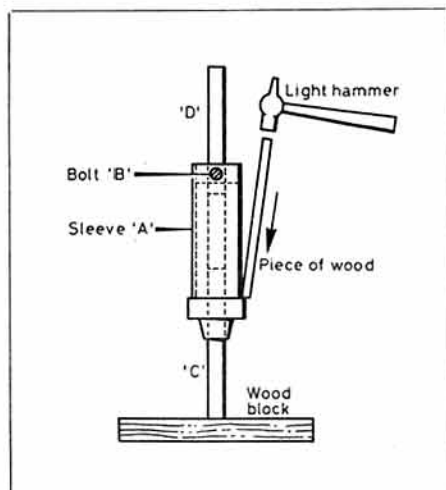


Fig 4. Dismantling a commercial trap. First remove the plastic end cap by tapping gently as shown.

sliding the metal sleeve 'A' back and forth. For the Hy-gain traps, after modification of the windings as described above, it was necessary to slide the sleeve 0.5" further over the coil. Finally, drill new holes for the fixing screws 'B' and reassemble the trap with its weather-proof cap. It is wise to check that the cap really is weather-proof at this point.

Construction of the rest of the antenna is quite conventional (Fig 3), though the details will depend on the type of trap used. With the end section in place beyond the trap, adjust the length of the lower section for minimum VSWR on 24.9MHz, then adjust the length of the end section for minimum VSWR on 18.1MHz. The earlier remarks about radials apply here too, and by

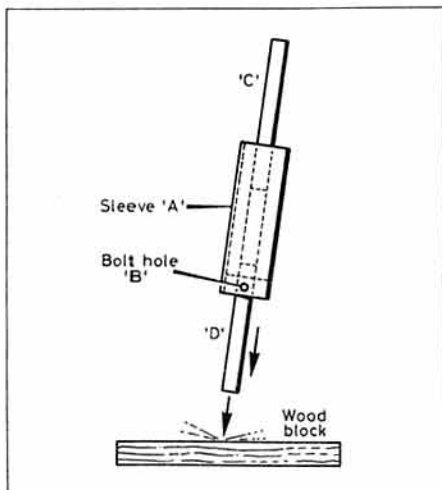



Fig 5. Remove sleeve 'A' by rapping the whole trap against a wooden block.

coincidence I obtained the same VSWRs with the trapped vertical as with the sleeve type.

PERFORMANCE

When provided with a good radial system, there is very little to choose between the two antennas, and they can both be modified for other pairs of bands. If you happen to have a spare trap, try modifying it and build the trap vertical. If not, the sleeve quarter-wave is easy to build for any two bands which lie within a 2:1 frequency range.

Finally, it is worth noting that, like most verticals, these antennas offer the advantage of being fairly inconspicuous — a bonus for those living in 'visually sensitive' areas! □



RADIO COMMUNICATION HANDBOOK


Now in its fifth edition, replaces the earlier two volume Handbook with a combined paperback version. Its twenty-three chapters cover virtually all aspects of amateur radio from basic principles to the construction and operation of transmitters and receivers. Radio Communication Handbook costs £11.75 (£13.82 to non-members) and is available from Headquarters.

DO YOU WORK HF BAND DX?

Would you like to work more?

Would you like:

- Up-to-date DX news
- Awards news
- Propagation information
- QSL details
- DXpedition news
- Band reports
- ... And much more?



YOU NEED THE RSGB DX NEWS SHEET

RSGB-MAIL-ORDER PRICE LIST

NON-MEMBERS MEMBERS

RSGB BOOKS

Amateur Radio Awards Book (3rd Ed)	£9.35	£7.95
Amateur Radio Operating Manual (3rd Ed)	£6.84	£5.81
Callbook - RSGB 1989	£9.35	£7.95
G-QRP Club Circuit Book	£6.54	£5.56
HF Antennas for All Locations	£7.24	£6.15
How to Pass the RAE	£6.47	£5.50
Microwave Handbook Vol.1	£23.28	£19.80
Morse Code for Radio Amateurs	£3.21	£2.73
Practical Wire Antennas	£8.09	£6.88
Radio Amateurs Examination Manual	£6.47	£5.50
Radio Communication Handbook Vols.1+2 (PB)	£13.82	£11.75
Radio Data Reference Book (5th Ed)	£9.59	£3.50
Teleprinter Handbook (2nd Ed)	£2.29	£1.95
VHF/UHF Manual (4th Ed)	£10.88	£9.25
World at their Fingertips	£8.62	£7.33

RSGB LOGBOOKS

Amateur Radio Logbook	£2.65	£2.25
Mobile Logbook	£1.37	£1.16
Receiving Station Logbook	£4.46	£3.79

RSGB MAPS CHARTS & LISTS

Great Circle DX Map (card for desk)	£0.59	£0.50
Great Circle DX Map (wall)	£3.21	£2.73
HF Awards List and Countries List	£0.54	£0.46
IARU Region 1 Beacon List	£0.44	£0.37
Locator Map of Europe (wall)	£2.17	£1.84
Locator Map of Europe (card for desk)	£0.79	£0.67
Locator Map of Western Europe (wall)	£1.18	£1.00
Meteor Scatter Data Sheets	£3.91	£3.32
Software Register	£1.18	£1.00
UK Beacon List	£0.44	£0.37
UK Repeater List	£0.56	£0.48
World Prefix Map in full colour (wall)	£3.38	£2.87

RSGB MEMBERS SUNDRIES (MEMBERS ONLY)

RSGB Lambswool sweater Code: A	£26.75	
RSGB Acrylic sweater Code: B	£19.50	
RSGB Acrylic Slip-over Code: C	£18.35	
RSGB Shirts & Blouses Code: D	£18.99	
RSGB Sweatshirts Code: E	£13.75	
RSGB Sew-on Badges Code: F	£1.95	
RSGB Banner Code: G	£7.95	
RSGB Bear Code: H	£29.95	
RSGB belt (leather)	£10.88	
RSGB tie (coffee, maroon, green, blue - please state)	£4.50	
RSGB 'Green Book' (details, structure, organisation and objectives of the Society)		
£1.20		
RSGB badge car sticker	£0.81	
Standard callsign lapel badge (5 weeks delivery)	£2.95	
De-luxe callsign lapel badge (5 weeks delivery)	£3.34	
Standard lapel badge (RSGB emblem, pin fitting)	£1.36	
Mini lapel badge (RSGB emblem, pin fitting)	£0.91	
Members' headed notepaper (50 sheets) quarto	£2.81	
Members' headed notepaper (50 sheets) octavo	£1.50	
T & R Bulletin July 1926 souvenir copy	£0.45	

MISCELLANEOUS

1990 RSGB Pocket Diary	£4.00	£3.40
1990 RSGB Desk Diary	£5.80	£4.93
Car sticker 'Amateur Radio' (2 colours)	£0.81	£0.69
Car sticker 'I Love Amateur Radio'	£1.14	£0.97
Car sticker 'I'm on the air with amateur radio' (4 colours)	£0.93	£0.79
Car sticker 'I'm monitoring .5, are you?' (2 colours)	£0.81	£0.69
Radio Communication back issues	£1.47	£1.25
Radio Communication bound volumes	£22.69	£19.29
Radio Communication bound volumes 1977-88		From £10.40
Radio Communication Easibinder	£5.82	£4.95
RSGB HF contest log sheets (100)	£3.87	£3.29
RSGB VHF contest log sheets (100)	£3.87	£3.29

OTHER PUBLICATIONS

All About Cubical Quad Antennas (RPI)	£7.00	£5.95
All About Vertical Antennas (RPI)	£7.65	£6.50
Amateur Radio Computer Networking Conference Papers (ARRL): Vols.1-4		£18.10
£15.39		
Amateur Radio Satellites - The First 25 years (AMSAT-UK)	£4.65	£3.95
Antenna Compendium Volume 1 (ARRL)	£10.76	£9.15
Antenna Notebook, W1FB (ARRL)	£7.82	£6.65
ARRL Antenna Book	£13.71	£11.65
ARRL Operating Manual	£13.65	£11.60
AX25 Amateur packet radio link-layer protocol (ARRL)	£6.76	£5.75
Beam Antenna Handbook (RPI)	£8.53	£7.25
Better Short-wave Reception (RPI)	£5.87	£4.99
Callbook - International Listings 1990	£19.41	£16.50
Callbook - N.American Listings 1990	£19.41	£16.50
Complete DXer (Idiom)	£8.47	£7.20
Complete SW Listener's Handbook (Tab)	£15.24	£12.95
DX Edge (HF propagation aid)	£21.07	£17.91
DX Power: Effective Techniques	£9.29	£7.90

NON-MEMBERS MEMBERS

FCC Rule Book, (ARRL)	£7.00	£5.95
First Steps in Radio (ARRL)	£4.41	£3.75
Fuji - FO12 Technical Handbook (AMSAT UK)	£5.65	£4.80
Guide to Oscar Operating (AMSAT UK)	£2.94	£2.50
Hints and Kinks for the Radio Amateur (ARRL)	£4.12	£3.50
History of QRP (Milliwatt Books)	£9.88	£8.40
Interference Handbook (RPI)	£8.35	£7.10
International VHF FM Guide (G3UHK/G8AUU)	£3.29	£2.80
Introduction to Weather Satellite Reception	£2.94	£2.50
Joy of QRP (Milliwatt Books)	£11.35	£9.65
Linear Op-Amp Handbook (Carr)	£18.62	£15.83
Low Band DXing (ARRL)	£9.35	£7.95
Morse Code the Essential Language (ARRL)	£4.06	£3.45
Novice Antenna Notebook (ARRL)	Awaiting delivery	
Operating an Amateur Radio Station (ARRL)	£2.65	£2.25
OSCAR 13 Handbook (AMSAT-UK)	£6.06	£5.15
Packet Radio Handbook (Tab)	£11.50	£13.53
Passport to World Band Radio 1989 (RDI)	£11.71	£9.95
QRP Notebook (ARRL)	£4.12	£3.50
Radio Amateur Antenna Handbook (RPI)	£8.00	£6.80
Radio Amateur DX Guide (ARCI)	£4.12	£3.50
Radio Amateur Map of North America (ARCI)	£3.59	£3.05
Radio Frequency Interference (ARRL)	£4.12	£3.50
RTTY Awards (BARTG)	£3.47	£2.95
RTTY The Easy Way (BARTG)	£3.47	£2.95
Satellite Anthology (ARRL)	£4.41	£3.75
Satellite Experimenters' Handbook (ARRL)	£7.94	£6.75
Simple Low Cost Wire Antennas (RPI)	£8.53	£7.25
Slow Scan Companion (BARTG)	£3.47	£2.95
Solid State Design for the Radio Amateur (ARRL)	£10.53	£8.95
Transmission Line Transformers (ARRL)	£8.18	£6.95
Tune in the World with Ham Radio (ARRL)	£4.12	£3.50
TV for Amateurs (BARTG)	£2.02	£1.72
USA Licence Manual - Advanced Class, ARRL	£4.12	£3.50
USA Licence Manual - Extra Class, ARRL	Awaiting delivery	
USA Licence Manual - Technician Class, ARRL	£4.12	£3.50
World Atlas (ARCI)	£4.67	£3.97
Yagi Antenna Design (ARRL)	£11.71	£9.95
Your Gateway to Packet Radio (ARRL)	£7.70	£6.55
2MT Whistle - The Birth of British Broadcasting	£16.24	£13.80
25 Fun to Build Projects for Learning Electronics Theory	£7.82	£6.65
99 Test Equipment Projects (Tab)	£12.88	£10.95

INTERFERENCE SUPPRESSION FILTERS

Braid Breaker Filter	£7.39	£6.28
Ferrite Toroid (pack of 2)	£3.14	£2.67
High Pass Filter for FM Broadcast Band 2	£7.70	£6.55
High Pass Filter for UHF TV	£7.47	£6.35
Notch Filter Tuned to 14MHz	£7.70	£6.55
Notch Filter Tuned to 21MHz	£7.70	£6.55
Notch Filter Tuned to 28MHz	£7.70	£6.55
Notch Filter Tuned to 50MHz	£8.27	£7.03
Notch Filter Tuned to 70MHz	£8.27	£7.03
Notch Filter Tuned to 145MHz	£8.27	£7.03
Notch Filter Tuned to 435MHz	£6.78	5.76
RSGB Filter Kit	£51.00	£43.35
Six Section Filter for UHF TV	£20.29	£17.25

LANGUAGE AND MORSE INSTRUCTION AIDS

CW into Foreign Languages (VE3EIM, VE3MGY)	£5.82	£4.95
Radio Amateurs Conversation Guide (OH1BR)	£5.65	£4.80
Dutch Supplement to Conversation Guide	£1.41	£1.20
French Cassette Supplement to Conversation Guide	£5.77	£4.90
German Cassette Supplement to Conversation Guide	£5.77	£4.90
Russian Cassette Supplement to Conversation Guide	£5.77	£4.90
Spanish Cassette Supplement to Conversation Guide	£5.77	£4.90
RSGB morse instruction tape (to 5wpm)	£5.04	£4.28

MAGAZINE SUBSCRIPTIONS

OST (including ARRL membership):		
One year - surface mail	£27.94	£23.75
Two years - surface mail	£53.37	£45.36
Three years - surface mail	£79.52	£67.59
One year - air (KLM) W.Europe only	£88.24	£75.00
Ham Radio Magazine, one year, by air	£25.74	£22.00

NEWSLETTER SUBSCRIPTIONS

Connect International (monthly)	£9.35	£7.95
DX News Sheet (weekly)	£21.77	£18.50
Microwave Newsletter (10 issues per year)	£7.94	£6.75
Raynet News (6 issues per year)	£5.82	£4.95
6 Metre and Up DXer (monthly)	£9.35	£7.95

Newsletter subscription rates are those for subscribers in the UK and countries in the EEC. For rates to other destinations please contact the Circulation Department at RSGB, from where free sample copies of newsletters can also be obtained.

RAYNET SUPPLIES

Raynet Badge - Embroidered	£1.04	£0.88
Raynet Badge - Lapel	£0.89	£0.76

continued on next column

Members visiting HQ are advised to telephone first to confirm availability of goods (0707) 59015

RSGB-MAIL-ORDER PRICE LIST

	NON-MEMBERS	MEMBERS		NON-MEMBERS	MEMBERS
Raynet Badge Clip	£0.50	£0.43	Hardware, PCBs & Laminates		
Raynet Car Sticker - Circular	£0.65	£0.55	G4DDK 1152MHz Amplifier Board	£4.11	£3.49
Raynet Identification Sticker	£0.51	£0.43	G4DDK 1152MHz Local Osc. Source PCB (RC 2-3/87)	£3.87	£3.29
Raynet Manual, 1986 Edition	£3.41	£2.90	CBT-40 Mounted Termination, 40W, 50ohm	£22.29	£18.95
Raynet Poster	£0.98	£0.83	CuClad 233 PCB, 0.005", 2 x 1inch block	£0.99	£0.84
Raynet Tie	£5.83	£4.96	CuClad 233 PCB, 0.031", 2 x 1inch block	£1.46	£1.24
			Regulator PCB (RC 10/81)	£2.50	£2.13
			UHF Source PCB (RC 10/81)	£7.06	£6.00
			WG20 Copper Waveguide (per foot)	£7.14	£6.07
			G4DDK PCB 004	£7.06	£6.00
MICROWAVE COMPONENTS			Semiconductors		
Capacitors			DC1501E Mixer	£14.39	£12.23
1000pF Coffin Capacitor (pack of 10)	£1.08	£0.92	MD4901 SRD	£10.88	£9.25
Trimmer for G4DDK 1152MHz boards	£0.99	£0.84	MGF1302 GaAs FET	£8.18	£6.95
Exciters			µPB581C 2.6GHz Divide by 2 Prescaler	£8.02	£6.82
GDHM32 Doppler Module	£74.06	£62.95	µPB582C 2.6GHz Divide by 4 Prescaler	£8.02	£6.82

HOW TO ORDER

NON-MEMBERS. Use left hand price columns. Note that members' sundries are only available to members of RSGB.

MEMBERS. Use right hand price columns. It is essential that you quote your callsign or RS number so that you can be recognised as a member.

PRICES. These include postage, packing, and VAT (where applicable) and are subject to change without notice.

AVAILABILITY. Goods are available less postage and packing from RSGB Headquarters between 9.15am and 5.15pm Monday to Friday. However you are advised to confirm availability of goods by telephone before visiting Headquarters. We attempt to keep ample stocks of all our sales items, however as this list has to be prepared several weeks in advance we cannot guarantee that any item on this price list is immediately available.

PAYMENT. Payment may be made by post enclosing a cheque or postal order. These should be crossed and made payable to 'Radio Society of Great Britain'. If sending cash please use registered post. You may use your credit card for payment by post or by telephone. We accept RSGB Credit Card, Visa, Access (Mastercharge), American Express, and Diners Club cards. Our telephone number for orders is (0707) 59015 (24hrs). Our Giro account number is 533 5256.

DELIVERY. Goods will be despatched to UK destinations by 2nd class letter post or parcel post, or surface mail to overseas destinations. Please contact RSGB Headquarters for 1st class letter post or airmail rates. We normally despatch goods within 60 hours after receipt of an order, but as delays can sometimes occur please allow 28 days before enquiring about non-delivery of goods.

ORDER FROM:
RSGB SALES (CWO)
Lambda House, Cranborne Road,
Potters Bar, Herts, EN6 3JE



RADCOM PCB SERVICE

G4PMK SIMPLE SPECTRUM ANALYSER

November 1989

BOARD DESCRIPTION	CODE	PRICE
RF Board	118946	£5.30
Video/sweep board	118947a	£4.25
Marker generator/PSU	118947b	£3.90
Complete set of 3 boards	1189SSA	£12.50

G3TXQ TRANSCEIVER

February/March 1989

BOARD DESCRIPTION	CODE	PRICE
Main IF/Audio	028945	£10.00
VFO	028946	£4.75
Driver/Preamp	028947	£5.50
Low pass filter	028948a	£6.50
Band-pass filter	028948b	£4.00
Control board	038942a	£4.50
Regulator board	038942b	£2.00
Complete set of 7 boards	0289TXQ	£23.50

All prices include postage and packing.
 Please note these PCBs are not available from RSGB HQ, but direct from Badger Boards,
 87 Blackberry Lane, Four Oaks, Sutton Coalfield B74 4JF. Tel: 021-353 9326



ICOM IC-726 REVIEW

Peter Hart, G3SJK

In the September 1989 issue of *RadCom*, I reviewed the Icom IC-725 HF transceiver. Since that date, Icom have launched the IC-726 which is basically the same radio but also includes coverage of the 50MHz band. All my comments in the September review relating to the IC-725 also apply to the IC-726 and hence this review concentrates primarily on the 50MHz aspects. Read the September review for full details.

FEATURES

In addition to tuning 30kHz to 33MHz, the receiver also covers from 46.2 to 61.1MHz although the manual quotes somewhat narrower tuning ranges. Two SO239 antenna sockets are provided, one for HF and the other for VHF operation. This is a major advantage over the Kenwood TS-680 which only has a single antenna connector. In addition to the HF allocations, the transmitter covers 50-54MHz with nominal 10W output. The HF power of 100W is retained. SSB, CW, FM and AM modes are fitted as standard; FM was an option for the IC-725.

To summarise the principal features of this radio, common with the IC-725, tuning is in 10, 20 or 50Hz steps with 1kHz and 1MHz steps for rapid QSY. Amateur bands may be stepped with the last used frequency and mode in each band stored. Twin VFOs are provided with 26 easy to use memories and scanning. The receiver includes a noise blanker, switchable preamp/attenuator and RIT. Although the transmitter does not include speech processor or VOX, fast break-in on CW, variable power and a very quiet fan are provided. The backlit LCD display gives frequency readout to 10Hz resolution. The rear panel connectors allow comprehensive interfacing to linear, auto

ATU, data terminals, computer control etc. The radio requires a 12V PSU such as the PS-55 and internal options include narrow CW filter and high stability reference oscillator. The 36 page instruction manual is excellent.

The IC-726 is identical in styling and size to the IC-725 at 24.1(W) x 9.4(H) x 23.9cm(D). The transmitter and receiver are double superhet with IFs of 70.45 and 9.01MHz with a third IF at 455kHz on FM. The front end mixers and amplifiers are also used on 50MHz with extra switched filters and an additional preamplifier in the receiver input. The transmitter uses a separate 50MHz PA. The local oscillator drive on 50MHz is obtained by up-converting the HF LO drive from the frequency synthesiser by mixing with a 46.08MHz crystal derived source.

MEASUREMENTS

A brief check of the HF performance showed this to be virtually identical to the IC-725 previously measured, with the 50MHz performance figures shown in the accompanying table. The receive sensitivity figures are given for the preamp switched in circuit which, incidentally, is the second of the two preamps used on 50MHz. When switched out, the sensitivity was about 3dB less but the dynamic range was a little better. The input attenuator reduced the front-end gain by 18dB. The sensitivity reduced outside of the amateur band and was down about 15dB at 61MHz. The S-meter is some 12dB more sensitive than on HF, attributable to the extra front-end gain.

The transmitter noise sidebands on 28MHz were identical to the IC-725 previously measured and shown in fig 2 of the September review. On 50MHz, the close-in sideband performance was

ICOM IC-726 MEASURED PERFORMANCE

For full performance on HF see Icom IC-725 review, *RadCom* Sept 1989

MEASUREMENTS ON 50MHz

RX sensitivity SSB for 10dB s+n/n: 0.08 V (-129dBm)

RX sensitivity FM for 12dB SINAD 3kHz pk dev: 0.13 V (-125dBm)

RX sensitivity AM for 30% mod depth: 0.56 V (-112dBm)

S-Reading	Input level SSB
S1	0.7 V
S3	1 V
S5	1.6 V
S7	3.1 V
S9	7 V
S9+20	60 V
S9+40	320 V
S9+60	3.2mV

3rd order intercept:	-7.5dBm preamp in
3rd order intercept:	-3dBm preamp out
2 tone dynamic range:	88dB preamp in
2 tone dynamic range:	89 dB preamp out
Blocking level:	-5dBm preamp in
Blocking level:	0dBm preamp out
70.45 MHz IF rejection:	61dB
Image rejection:	95dB

TX power output CW/FM:	11W
TX power output SSB:	11W PEP
TX Harmonic output:	<-75dB
TX Spurious outputs:	<-65dB
TX 2 tone intermod. products:	-34dB

NOTE: All signal input voltages given as PD across antenna terminal. Unless stated otherwise, all measurements made on SSB with the receiver preamp switched in. All two-tone transmitter intermodulation products quoted WRT either originating tone.

some 10-15dB better as shown in fig 1 of this review. Further investigation revealed that the noise sidebands varied from band to band, generally becoming less on the lower frequencies.

ON-THE-AIR PERFORMANCE

I really like this little rig. It is very easy to use and gives a good all-round performance. All the comments I made regarding the IC-725 apply equally to the IC-726 with the added bonus of covering 50MHz as well. It is very agile to change frequency and monitor channels aided by the band store and ease of selecting memories. The synthesiser is completely free of clicks.

The receiver performed well on all modes and the audio quality was reasonable. The transmit quality was reported to be good with a clean and narrow transmission. As with the IC-725, some sideband noise was audible to local stations when operating CW.

CONCLUSIONS

The IC-726 is an excellent all-round performer for HF-50MHz. It is suitable for use at home, yet small enough to use in the car and take portable. The ergonomics are excellent, the output power on HF holds up well into a mismatch which is good for mobile operation and the transmit/receive switching is fast for data modes including AMTOR. The only deficiency is the poor synthesiser noise which limits the performance under extreme conditions when copying weak signals amongst much stronger signals. The list price, current as of December 1989, is £989. A 12V PSU is required for mains operation such as the PS-55 at £192. I have decided to purchase this IC-726 to complement my Ten Tec Corsair, as a second HF rig and to provide 50MHz operation and other features which the Ten Tec does not have. What more can I say?

ACKNOWLEDGEMENTS

I would like to thank Icom (UK) Ltd of Herne Bay for providing the equipment.

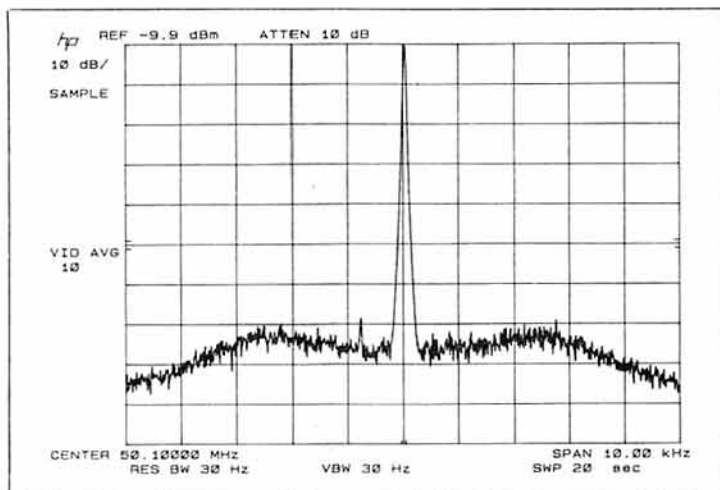


Fig 1. Transmitter noise sidebands on 50MHz.

IN PRACTICE

Beam or linear - and a problem with cans

"I have two questions for you. First, if the manufacturer of an HF transceiver specifies the use of 4Ω headphones and mine are 16Ω, will either the rig or the headphones be damaged? Second, if you have the choice of either a 7dB gain beam antenna with rotator or a second-hand 1kW linear amplifier, which one is preferable? My transceiver has 100W output"

J Y, Barbados, West Indies.

The answer to the first question is simple - no, neither the rig nor the headphones will be damaged. If the maker of a particular rig specifies that the headphone output has an impedance of 4Ω, it's safe to assume that any headphones whose impedance is more than 4Ω can be used with no problems. In other words, regard the rig's quoted audio output impedance figure as the minimum which anything you wish to plug into it must have. The same is true for an external loudspeaker socket, if one is fitted, and indeed the headphone socket is usually wired in parallel with the speaker with a 'break' contact on the socket to mute the speaker when headphones are plugged in. In some equipments a low-value resistor is connected in series with the headphone output, presumably to ensure that no harm is done to the audio output stage as a result of inadvertent short-circuits.

On the second point, we'd take the beam every time - especially if we had an exotic callsign like 8P6! First of all, the beam antenna will give 7dB gain on receive as well as transmit. Even on the HF bands, this could make the difference between hearing and working someone quite easily and never knowing that they were there. For weak-signal work at VHF and UHF, of course, 7dB of gain on 'receive' with no increase in noise figure would be regarded by dedicated DX-chasers as a gift from the gods.

On the assumption that J Y is referring to an HF antenna, the important point is not so much the gain - although that is well worth having - but the fact that the beam antenna will have considerable directivity and will therefore bring about a very large reduction in QRM. This works in two ways. First, there'll be less interference from signals which are co-channel with the ones J Y wants to hear and is beaming at but which are somewhere off the side or back of the beam. Second, he'll also be firing less RF energy off to places where it doesn't need to be going at a particular time and therefore he'll cause less QRM to someone half the world away who's trying to work a little DX of his own. In general terms, whether or not you hear a particular station on HF (assuming that the propagation's there in the first place) is more likely to be determined by whether there's interference from other stations than by anything else. It follows that directional HF antennas are decidedly sociable, as well as making your own job easier by bringing about a considerable reduction in the strength of signals you don't want to hear. And if you have an 8P6 or similar callsign that's likely to attract the attention of an awful lot of people as soon as it hits the ether, there's even more of a case for having a beam antenna. Running 1kW into an omnidirectional antenna from Barbados on an HF band that's well open strikes me as one of the quicker ways to set up something which makes the average pile-up sound like a polite discourse between two philosophy dons. Equally, it would certainly be a good way of ensuring a supply of non-stop contacts with USA stations, either on the east or west coast depending on how propagation is working; this may or may not be what J Y wants.

The only counter-argument is the fact that the

amplifier would give J Y's station 3dB more ERP than the antenna will, but in practice it's more or less certain that any slight benefit thus gained would be more than outweighed by the lack of directivity during reception. After all, 3dB is only about half an S point and I can't remember the last time I had a contact on the HF bands where a reduction of 3dB in the DX's signal strength would have meant no QSO. However, rejection of signals off the sides and back of an HF beam might make a great deal of difference to whether the station you want to have a contact with is copiable or not. The reason is that a beam antenna with 7dB gain is likely to have 20-25dB rejection in some directions, which means that the QRM could be reduced by four or five S-points. It's a totally different matter on VHF and UHF, of course, where QRM from stations on the same frequency normally isn't the limiting factor unless there's a very widespread tropo opening or a major contest. On these bands, the *real* DX is usually perilously close to the noise floor of the receiver and every extra dB of gain in the system helps push out your range a little further.

This 'interference-limited' property of the HF bands - which is even more true for short-wave broadcast reception than it is for amateur work - is highly important in practice, and there's an argument for suggesting that the directive properties of an HF antenna are rather more important than their gain figures. Actually, there seems to be a better case for running high transmitter power on the VHF and UHF bands than at HF - but that's getting off the point so we won't pursue it here, and anyway we don't want the Potters Bar postman keeling over under the weight of threatening letters from the QRO HF DX brigade!

All in all - and whether it's HF or 10GHz - if it comes to a toss-up between an antenna with more gain (and by implication better directivity) and more transmitter power, we'd go for the antenna every time. For VHF and UHF enthusiasts who think in terms of path-loss capability, that of your station will be much more a function of your antenna gain and feeder loss than your transmitter power.

What sort of capacitor?

"I frequently have to carry out repairs on my equipment (which incidentally is all-valve) which may involve replacing a capacitor. The circuit diagram informs me that, for example, a 0.005μF

ceramic disk is required. Other times it may be tantalum or silver-mica. My question is why? What determines the type of capacitor which should be used? I find this quite confusing"

V W, Wakefield.

For some reason we had no less than four letters asking for information about different types of capacitors this month, so here's a sort of portman-teau answer in which we've tried to deal with all the points which were raised. Unfortunately it's a rather big subject and we've only the space for a quick look at it here - if you'd like to read a full-length article about capacitors and their internal workings, let us know and we'll prepare one.

In general terms, you can think of any capacitor as a frequency-dependent resistor which won't allow DC to pass but which will let AC through. In theory (but certainly not in practice) the higher the frequency, the less impedance the capacitor will present to it. The simplest kind of capacitor would consist of two pieces of wire placed a short distance apart and separated only by the air between them; in fact the neutralizing capacitors in a VHF linear amplifier consist more or less of just that. The air in this case forms what is known as the *dielectric* of the capacitor, i.e. the material which separates the two elements of it. If you need more capacitance, you bring the wires closer together; if you need still more you change the wires to plates, which is virtually how you make an air-spaced variable capacitor.

Unfortunately you can't obtain very high values of capacitance by using air as a dielectric. The largest air-spaced variable in any catalogues on our shelf is a 750pF device, whereas for some applications such as power-supply reservoir capacitors you need ten million times more capacitance than that. I suppose you could make a 7,500μF air-spaced capacitor but according to my calculator you'd need about a square mile of space for it...

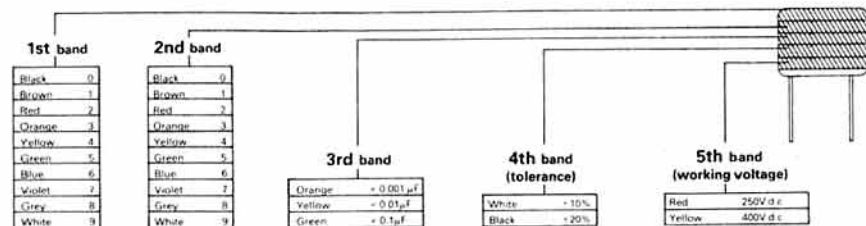
In some ways, as we'll see, air is a very good material for a capacitor dielectric but in one specific way it's the worst. The 'permittivity' of a dielectric material is the ratio of the capacitance of a capacitor using that material as a dielectric to the capacitance of the same capacitor using a vacuum as a dielectric. The permittivity of dry air is approximately equal to one - that's to say it's almost the same as a vacuum. Every other dielectric material has a higher permittivity than air, which implies that a capacitor using an air dielectric will be larger than a capacitor using

CAPACITORS

Type	Capacitance range	Maximum voltage	Accuracy	Temperature stability	Leakage	Comments
Mica	1pF-0.01μF	100-600	Good		Good	Excellent; good at RF.
Tubular ceramic	0.5pF-100pF	100-600		Selectable		Very low values available; several tempcos available (including zero tempco).
Ceramic	10pF-1μF	50-1000		Poor		Small, inexpensive, very popular; can be self-resonant ~ 100kHz.
Mylar	0.001μF-10μF	50-600	Good	Poor	Good	Inexpensive, good, very popular.
Polystyrene	10pF-0.01μF	100-600	Good		Excellent	High quality, large; good for signal filters
Polycarbonate	100pF-10μF	50-400	Good	Good	Good	High quality; good for integrators
Glass	10pF-1000pF	100-600	Good		Excellent	Long-term stability
Porcelain	100pF-0.1μF	50-400	Good	Good	Good	Good, inexpensive; long-term stability
Tantalum	0.1μF-500μF	6-100	Poor	Poor		High capacitance, with acceptable leakage; polarized, small; low inductance; very popular
Electrolytic	0.1μF-0.2F	3-600	Terrible	Ghastly	Awful	Not recommended except in power supply filters (use tantalum for high-capacitance requirements); polarized; short life
Oil	0.1μF-20μF	200V-10kV			Good	High-voltage filters; large, long life.

Reproduced by kind permission of Cambridge University Press.

Polyester capacitors



Standard decade values

E24	10	11	12	13	15	16	18	20	22	24	27	30	33	36	39	43	47	51	56	62	68	75	82	91
E12	10	12	15	18	22	27	33	39	47	56	68	82												
E6	10		15		22		33		47		68													

anything else. It's this fact (together with another which we'll come to shortly) which makes large capacitor values possible in practical components; for instance a 100,000 μ F component for use in a power supply can be about 6" long and 3" in diameter.

When we talk about 'ceramic' or 'tantalum' or 'silver-mica' capacitors, we're really referring to the dielectrics which they use. Permittivity is given the symbol ϵ (the Greek letter epsilon) and in some ceramics ϵ is more than 1000, so ceramic capacitors can pack quite a lot of capacitance into a small size. In the case of a tantalum capacitor – or any other electrolytic for that matter – we should also bear in mind that it's not so much the ϵ of the dielectric which allows these component to have very high capacitance for their size as the fact that their construction permits the spacing between the plates of the capacitor to be very small indeed, typically a few molecules. The situation is similar for dielectrics such as mica. The permittivity of this substance is only about 6 but it also has high 'dielectric strength' – which basically means that you can apply a high voltage across a very thin layer of it without it breaking down. So if you coat both sides of an exceedingly thin mica sheet with silver and attach leads to each side, you have a capacitor with a combination of quite high capacitance and high working voltage for its size; it's known as a 'silver-mica' capacitor. It's important to bear in mind that different dielectrics vary markedly in their dielectric strength; this is why a silver-mica capacitor of 350V DC working is likely to be similar in size to a 63V DC working polycarbonate, although both have similar permittivities.

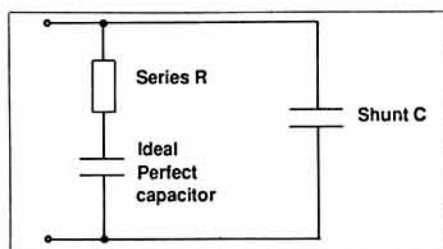
The two main reasons for the very wide variety of dielectrics used in capacitors – off-hand I can think of about 20 and no doubt there are others – are a) that a very wide capacitance range is needed in electronic circuitry and b) that all dielectrics have some more or less undesirable properties which makes certain types of capacitor unusable in certain situations. Taking the first point first, the lowest value of capacitor you can go to a shop and buy is probably 2.2pF, whereas the highest nowadays is more like 2.2F. That's a difference of 10^{12} or if you prefer, 1 followed by twelve noughts; it's about a million times higher than the range of resistors we usually use, to put it in perspective. No one dielectric would cope with that sort of range and allow manageably-sized components.

On the second point, all sorts of losses occur in dielectrics and some of them vary very much with frequency. At very low frequencies various forms of leakage in the dielectric have time to manifest themselves, such as DC leakage currents and sundry other long-time-constant effects. At very high frequencies some of the processes which make certain types of dielectric work at all don't have time to become effective and therefore cause losses. In a nutshell, this is why all capacitors can

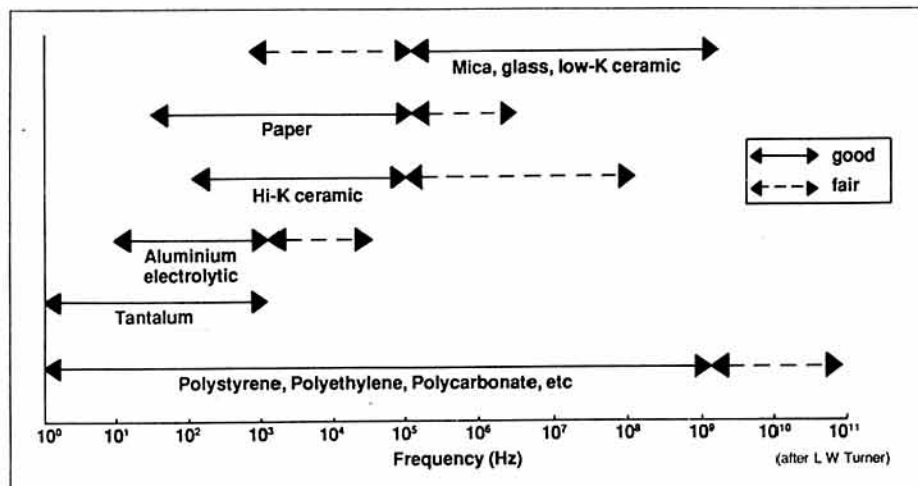
be represented as a perfect capacitor in series with a series resistor and with a shunt resistor across the entire assembly.

Below, we've drawn up a little chart of the approximate usable frequency ranges for capacitors with different dielectrics, which might go some way towards showing just how widely dielectric properties vary.

Another thing to think about is leakage current, which we mentioned briefly above. In theory, a capacitor blocks DC; in practice all capacitors allow a small current to pass when a DC voltage is applied across them, and the magnitude of this 'leakage current' varies enormously depending on what dielectric is used. A vacuum is the best in this respect, closely followed by Teflon, glass, polystyrene and other plastics such as polypropylene. Far and away the worst are electrolytics, whose leakage characteristics are absolutely dreadful! If we charge a given capacitor to a particular level, the time it takes for the charge to leak away to 36.8% of its initial value is given by RC where R is the leakage resistance and C is the capacitance. For a polystyrene capacitor, to reach this level will take several days; for a typical electrolytic you'll be lucky to measure any more than thirty seconds or so. High-permittivity ceramics aren't brilliant either and they'll only give you a few minutes,



Above: losses in a capacitor.
Below: frequency coverage of different types of capacitor.



whereas the average tantalum might manage an hour or two. Of course, the fact that electrolytics have high leakage current (and also poor accuracy – most of them have a tolerance of something like -20% and +50% of their marked values) doesn't much matter for the sort of uses they're put to.

This brings us to another point, which is the stability and accuracy of the marked value. As we've seen, electrolytics don't do very well with the latter but it doesn't matter because what you want an electrolytic to have above all else is high capacitance in a usable size. A power-supply reservoir capacitor also needs to be able to handle ripple current, which can be several amps. In the face of those requirements, poor absolute accuracy of capacitance value and high leakage current whose magnitude varies dramatically with temperature, applied voltage and a few other things aren't relevant. Neither are a 10% increase in capacitance when the temperature is raised from 20 to 70°C and approximately a 10% reduction in capacitance when you raise the frequency from 50Hz to 10kHz. But if you want to make a stable LC oscillator, for example, you don't want a capacitor which is going to change its value by a large amount when the circuitry warms up or which has high leakage current. You'd also like the component to have a capacitance which is quite close to the value marked on it so that the circuit will work at the intended frequency. In this application you'd probably use polystyrene or silver-mica components, the latter if you needed high working voltages as well.

Most silver-micas have a stability of about 1% and a very low temperature coefficient; precision polystyrene capacitors can have even better tempcos, going as low as 20 parts per million. By comparison, ceramic capacitors are pretty poor in several respects. Ceramics fall into three main groups, distinguished by the permittivity of their dielectric material. So-called 'Low-K' components have low leakage, close tolerances and high stability, and you can get them with different temperature coefficients; you can generally obtain these in values up to about 330pF. The 'Medium-K' devices generally run to about 5000pF but these display a non-linear negative temperature coefficient and don't have especially low losses. The 'High-K' ceramics are good for decoupling applications but not much else; they provide high capacitance in a small size but at lowish working voltages, and their value changes markedly with time, temperature and applied voltage.

Your ordinary disc ceramic probably has a tolerance of -20% and +80% of its marked value as manufactured, and its value will wander all over the place in everyday use. However, ceramic capacitors usually have low series inductance, which makes them very good for decoupling purposes. Incidentally, large electrolytics have

frightfully high series inductance, which is why reservoir and smoothing capacitors in PSUs should always have ceramic capacitors connected across them to provide some decoupling at high frequencies. You can safely assume that the average electrolytic is going to start to look more like a low-Q inductor than a capacitor as the frequency winds up beyond about 20kHz or so, so don't assume that a supply line with a 10µF electrolytic to earth must be perfectly well decoupled from an RF point of view. In other words, you need to take the well-known formula $X_c = 1/2\pi fC$ with a pinch of salt when thinking about electrolytic capacitors at high frequencies. Just because the formula says that the reactance of 10µF at 1MHz is 0.016Ω doesn't mean that a real-life 10µF electrolytic will look like 0.016Ω at 1MHz; it most certainly will not. Tantalums are better in this area, but not that much better.

The bottom line of all this – and there's much more which could be said – is that the type of capacitor you use in a given circuit has to be chosen with an eye on what it's doing in that circuit. There may be a number of possible ways to achieve a given capacitance in a particular size, but the designer has to think of such things as the following:

1. The maximum DC and AC voltage which will appear across the capacitor.
2. How much AC current it will have to pass, and at what frequency.
3. How accurate the value needs to be and how much or little it can be allowed to change with time, temperature and working voltage.
4. How much leakage current can be allowed.
5. A few other things we haven't discussed here such as power factor, dielectric absorption and – for a production engineer, one of the most important points of all – price.

Finally, on page 45 we've reproduced a table from the excellent book *The Art of Electronics* by Rorowitz and Hill which we mentioned in these pages a couple of months ago.

This illustrates the strengths and weaknesses of different dielectrics rather well. For the two readers who asked, we've reproduced opposite, a table of capacitor colour codes by kind permission of RS Components. We hope that's covered your questions but if there's anything else you'd like to know about capacitors, just ask.

Lots of bottle

Back in December we ran a piece on servicing valve receivers which went down well. However, Mr P C Cooper, RS45352, wrote in to make a point which we'd overlooked. He said "In the section dealing with checking voltages on valve pins, it is stated that the control grid ought to have a negative potential on it and that the cathode should be somewhere near earth. This is of course correct, but in the majority of mains receivers with indirectly-heated valves the statement could be a little misleading since the control grids of the AF stages were nearly always 'earthy' and the cathode a little positive because of the cathode bias resistor. In the RF and IF stages, the AVC circuits provided a negative voltage on the control grid by means of rectification of the signal voltage, but even here the cathodes were sometimes above earth – i.e. positive." Mr Cooper adds "To those who were not brought up on valve techniques, it could be a little disconcerting to find a cathode which is positive and the grid earthy, not realizing at first that the effect is the same." Quite right, sir, and it's worth mentioning that the voltage-amplifier stages in valve AF amplifiers often incorporate a cathode bias resistor as well. The idea is that the grid should always be negative with respect to the cathode; the flow of anode current causes a small voltage drop in the cathode resistor, so the cathode is above earth by the amount of the

voltage drop. The grid is usually taken to earth via a high-value resistor.

FM rig problems

"I have recently built a 144MHz FM rig from a mixture of designs. The Rx uses a 3SK88 RF amp and bipolar mixer to 10.7MHz. This drives an MC3357 IC (5µV for -3dB limiting) which carries out conversion to 455kHz. This is fed via a Murata CFM455F filter before limiting and detection within the IC. The receiver suffers from vehicle ignition interference via the aerial lead, which it picks up from most vehicles even if they are well suppressed. Obviously this is worst with weak signals, although otherwise its weak-signal performance is excellent. Can you explain the requirements of an FM IF strip to stop this? Is it merely a matter of adequate gain and limiting?"
PM, Oakham.

We weren't sure whether this was a 'Helpline' or an 'In Practice' item, but on balance we thought we'd give it a spin in this column. The answer to the question posed in the last sentence, in a word, is yes. One of the most attractive features of an FM receiver is that it can be made to be insensitive to amplitude-modulated signals, and because interference such as that resulting from car ignition circuitry consists of superimposed noise peaks on an incoming signal – which is another way of saying that they modulate the amplitude of it – an FM receiver can reject such interference almost completely. To do this, there must be an item of circuitry called a *limiter* incorporated in it. The function of a limiter is to 'clip' the IF signal so that any amplitude variations are removed and the FM carrier level is forced to maintain a constant amplitude. This 'clipping' action of the limiter removes any noise pulses which may have been riding on the incoming signal, and in so doing it provides a very high degree of AM rejection before the signal is fed to the FM detector stage.

One of the implications of this is that the IF amplifier which precedes the limiter needs to have very high gain, in order to ensure that the limiter keeps operating as a limiter despite the very large changes in signal level which are inevitable – particularly in an amateur-type NBFM receiver. We don't have a data sheet for the 3357 handy (some kind person 'borrowed' ours) but the figure of 5µV for -3dB limiting seems to be a statement of what's usually known as the '-3dB limiting sensitivity' – that's to say, the signal level reduction at the input to the device which is necessary to cause the output at the detector to fall by 3dB. If it is, presumably the IC needs to see a good 20µV at its input for the limiter to be working properly, and we'd imagine that it would prefer a lot more.

The Murata filter is of course a 455kHz job, and we presume that there's nothing wrong with it. The insertion loss of the CFM455F should only be 6dB and its stopband rejection ought to be 45dB; its -6dB bandwidth should be 12kHz and the -50dB bandwidth 24kHz. We also assume that the mixer is working correctly. Otherwise, it's a trifle difficult to work out at this distance why P M's receiver is so sensitive to impulse interference. If there's enough gain in the 3357 and the limiter is working properly, it certainly shouldn't be.

I must admit that although I've messed about with all sorts of weird and wonderful ICs in my time, I've never played with the 3357. We'd be most grateful if anyone who can shed a bit more light on this problem would drop us a line.

Callsigns on the air

When do you give your callsign on the air? When do you give other people's callsigns? When *must* you do this? We've had a couple of letters on this topic in the last month or two, so here's what amounts to our answer – if you hear that the DTI has locked us up in the Tower of London pending

beheading, you'll know that we got one or two teensy details slightly wrong...

To be a good operator, you always need to put yourself in the place of the people listening to you. There are often more of them than you think. Besides the person you're talking to, there may be other amateurs listening in, weighing up what kind of a person you are and deciding whether to give you a call afterwards. SWLs may also be listening to you and deciding whether radio amateurs are worth talking to at all – or whether it's worth becoming one. And you never know when the Radio Investigation Service have an ear on the amateur bands...

The thing that makes the biggest impression of all is how you go about the basic business of identifying yourself and passing the transmission back and forth. Let's deal with the licence requirement first, to keep on the right side of the RIS. You are required to give your callsign at the start and end of a contact, and at 15-minute intervals during long periods of transmission. 'Periods of transmission' don't have to be continuous; some people hold a daily ragchew for hours on end, continually passing the transmission back and forth but giving their callsigns only every fifteen minutes. Although this is legal, it isn't necessarily good operating because it keeps listeners waiting in order to discover who's who. One of those listeners might be the best DX you never worked, or an old mate you'd love to talk to but who got bored with wondering who was on frequency.

You *must* give the callsign of each station you're working when you first establish communications, and also when you end the contact. You're not required to give the other callsigns in between, though it helps listeners if you do. In a two-way QSO, it's normally good practice to start and finish each transmission with both callsigns, as in 'G7ZZZ from G9YYY'.

It's eminently reasonable to take advantage of the minimum identification requirements when you need to save time. On what's supposed to be a quick break, there's obviously no need to say 'G7ZZZ from G9YYY – Yes. G7ZZZ from G9YYY' when all that's required is simply 'Yes'. In the middle of a repeater QSO, you only need start and end with 'From G7ZZZ' but use your judgement; if things are a bit confused, it might actually be useful to give both callsigns. In a big net, it's a total waste of time to list 'G9SEK in Abingdon, G9FPK in Purley, G9ASR on the Welsh Border, Peter Gurney, Peter Davey, Dan'l Whiddon, Harry Hawk...' every time the transmission is passed along. Although the licence implies that you have to list Uncle Tom Cobley and All when you join and leave the net, the practical way to get around this is to address your remarks to relatively few named stations. Thus you can get clear without causing listeners to slip into a light snooze by announcing something like 'G7YYY, G7ZZZ and the net, this is G9YYY signing'.

When you do mention other callsigns, it helps everybody if you give your own callsign last of all. In the USA that's actually a legal requirement, and a good thing too. So how about more of 'G9YYY from G7ZZZ' and less of 'This is G7ZZZ passing the transmission back to G9YYY' (it makes me yawn even to type it). If you don't develop a consistent habit for giving callsigns, you'll frequently get into a muddle. You might even become one of those people who say silly things like 'this station G9YYY' – presumably to remind themselves who they are. Bet you say 'the personal here is...' as well, which ought to have stayed on 27MHz where it belongs.

Nobody's perfect, and we all make mistakes on the air; but we'll make less of them if we actually *try* to operate well. That's it for another month – see you next time. □

C.M.HOWES COMMUNICATIONS



MAIL ORDER TO:
EYDON, DAVENTRY
NORTHANTS NN11 6PT
TEL: 0327 60178

BUILD YOUR OWN TRANSCEIVER BY OUR EASY 'MODULAR METHOD'

Our modular range of kits provides several ways of building your own transceiver. Choose a transmitter kit, and then add the corresponding receiver and VFO kit to form the basis of the project. You can then add on an accessory kit or two (digital readout, signal meter, narrow filters etc) to tailor the project to your personal requirements. Building your own equipment is one of the pleasures of amateur radio. There is nothing to beat the satisfaction of telling your contact, that the signal he has just commented on so favourably, comes from a home built rig!

AT160 80 & 160M AM/DSB/CW TRANSMITTER

This is a dual band transmitter with adjustable output from around .5 to 10W PEP. Relay switched output filters ensure harmonics are at least 40dB down. There is full key shaping, and "class A" driver stages to ensure excellent transmitted signal quality. Modern broad-band circuitry with extensive use of RF negative feed-back is used for consistent performance, and no tuned circuits to align! TX/RX antenna switching is provided, operated by the onboard PTT circuitry. Audio input of approx. .5V peak to peak gives 100% modulation. An 80M crystal is provided. PCB size is 5 by 4 inches. An excellent project for both the Top Band net and long distance CW working.

AT160 Kit: £34.90

Assembled PCB Module: £53.90

VF160 80 & 160M DUAL BAND VFO

The VF160 will tune the AT160 over the whole of 80 and 160M bands with a 50pF tuning capacitor (£1.50 each). This VFO unit is quite sophisticated, whilst being quite straightforward to build. It uses a stable heterodyne frequency generation system, and has three separate buffered outputs, so it can be used with our DcRx80, DcRx160 or MBRX Direct Conversion receivers for transceive operation, as well as provision for use with a 10.7MHz IF superhet receive system. Onboard voltage regulation, IRT and full filtering are provided. One of our single band DcRx receivers (80 or 160M) will operate on both bands when driven by the VF160.

VF160 Kit: £19.90

Assembled PCB Module: £34.20

CTX40 and CTX80 QRP CW TRANSMITTERS

These very well known transmitters have opened up the world of QRP operating for many amateurs. *Straightforward and easy to build*, they provide a nice sounding note, and can form the basis of a simple, but very effective transceiver. If you listen around the QRP frequencies you are bound to hear them in use. Up to 5W output (adjustable) is available from the 80M version, and 3W on 40M. One crystal is provided with the kit. QRP operating is one of the fun, enjoyable challenges of amateur radio, as is home construction — you can combine both with a CTX transmitter!

CTX40 or CTX80 Kit: £13.80

Assembled PCB Module: £19.90

CVF40 and CVF80 VFOs

These VFO units enable the CTX40 or CTX80 to be tuned over the whole band (with a 50pF tuning capacitor — £1.50 each). Two buffered outputs are provided so that the CTX transmitter can be used alongside a DcRx receiver for transceive operation. IRT, voltage regulator etc are provided onboard.

CVF40 or CVF80 Kit: £10.40

Assembled PCB Module: £16.90

DcRx DIRECT CONVERSION COMMUNICATIONS RECEIVER

The DcRx receiver is an easy to build, single band SSB/CW receiver. They feature a stable FET oscillator, balanced mixer, and two chips for AF amplification ('speaker or headphone use). They are available for 20/30, 40, 80 and 160M amateur bands. Two 50pF tuning capacitors (£1.50 each) are required for all versions except the 160M, which needs 100pF. These make an excellent receiver for the novice as well as the experienced QRP operator.

DcRx Kit: £15.60

Assembled PCB Module: £21.50

All **HOWES KITS** contain a good quality Printed Circuit Board, full, clear instructions, and all board mounted components.

Technical advice and Sales are available by phone during office hours.

Please send an SAE for a free catalogue.
 P&P is £1.00.



Bredhurst electronics



BREDHURST ELECTRONICS LTD,
 High St, Handcross, W. Sx. RH17 6BW
 (0444) 400786

SITUATED AT SOUTHERN END OF M23 — EASY ACCESS TO M25 AND SOUTH LONDON

HF TRANSCEIVERS

TS950S	£3195.00
TS940S	£1995.00
TS440S	£1138.00
TS140S	£862.00
TS860S	£985.00
FT757GX2	£969.00
FT757GX	£1599.00
FT747GX	£659.00
IC765	£2499.00
IC751A	£1500.00
IC735	£979.00
IC725	£759.00
IC726	£989.00

ANTENNA TUNER UNITS

FRT 7700	£59.00
FC 757AT	£349.00
AT 230	£208.00
AT 250	£366.00
IC AT 100	£379.00
MFJ 941D	£105.00
MFJ 949C	£158.00

MORSE KEYS

Kent Morse key kits	£31.00 2.50
Kent Twin-paddle kits	£39.50 2.50
Hi Mound HK704	£20.00 2.00
Hi Mound HK706	£22.00 2.00
Vibroplex original std	£70.54 2.50
Vibroplex iambic std	£66.33 2.50
Bencher BY2 Chrome base	£76.97 2.50

POWER SUPPLIES

BNOS 12/5E	£74.75 5.00
BNOS 12/20E	£178.25 5.00
DRAE 6 amp	£78.72 3.00
DRAE 12 amp	£104.71 5.00
DRAE 24 amp	£151.34 5.00

2M TRANSCEIVERS

TH25E	£238.00
TH205E	£199.00
TH215E	£228.00
TS711E	£898.00
TR751E	£599.00
TM231E	£289.00
FT23R + FNB10	£243.00
FT411 + FNB10	£259.00
FT290R II	£429.00
FT211RH	£309.00
FT212RH	£349.00
IC2GE	£265.00
IC290D	£559.00
IC28H	£385.00
IC275E inc PSU	£1069.00
IC2SE	£275.00
IC2SET	£295.99

70cms TRANSCEIVERS

TS 811E	£998.00
TR 851E	£699.00
TH 405E	£245.00
TH 415E	£268.00
FT 73R + FNB10	£263.00
FT 790RII	£499.00
FT 711RH	£349.00
FT 712RH	£375.00
IC 4GE	£299.00
IC4SE	£310.00
IC 448E	£429.00

FILTERS

AKO HPF1	£6.75 1.00
AKO Broad Breaker	£6.75 1.00
AKO Notch Filter	£7.75 1.00
BNOS Low pass filter 6m	£29.95 1.50
LF30A Low pass filter	£32.25 2.00

DUAL BAND TRANSCEIVERS

TM 721E	£699.00
TS 790E	£1495.00
FT470R + FNB10	£423.50
FT736R	£1359.00
FT 4700RH	£675.00
FT 470	£423.50
IC 32E	£399.00
IC 3210E	£499.00
IC 2400E	£635.00
IC2500E	£675.00

RECEIVERS

HF225	£395.00
ICR71	£855.00
R2000	£595.00
VC10 VHF Converter	£161.00
FRG8800	£649.00
FRV8800 VHF Converter	£100.00
R5000	£875.00

SCANNING RECEIVERS

IC R7000	£989.00
FRG 9600M	£509.00
R21	£465.00
AR 2002	£487.00
R 535-Airband	£249.00
Standard AX700E	£575.00

HAND HELD RECEIVERS

R537S Airband	£69.00 2.00
Sony Air 7	£249.00 2.00
Win 108 Airband	£175.00 2.00
AOR AR900	£235.00 2.00

DATONG

AD370 Active Antenna	£77.82 3.00
FL3 Multimode	£145.54 2.00
D70 Morse Tutor	£63.40 2.00
ASP Speech processor	£93.15 2.00

ANTENNA RANGE

J Beam 'Minimax' — Tribander	£361.00
J Beam TB3 MK3 — Tribander	£348.00
Butternut HF6VX	£159.00
Butternut HF2V	£142.00
Cushcraft A3 Tribander	£299.00
Cushcraft 2M 215WB	£99.00
Tonna 20505 5 ele 50mhz	£50.72
Tonna 20809 9 ele 144mhz	£33.12
G Whip tribander, 10.15 & 20M	£41.00

PALOMAR ANTENNA PRODUCTS

Antenna Noise Bridge — up to 100 mHz	£59.95
Tuner — Tune your ATU without transmitting	£99.95
L.E.D. S.W.R. Meter — Auto S.W.R. up to 2kW p.e.p.	£124.95
9:1 Balun for the T2FD Antenna	£23.95

CO-AXIAL SWITCHES

SA450 2 way SO239	£19.49 1.50
SA450N 2 way N	£26.99 1.50
Drae 3 way SO239	£18.69 1.50
Drae 3 way N	£24.15 1.50
C54 4 way BNC	£30.39 1.50
MFJ-1701 6 way SO239	£30.72 1.50

ANTENNA BITS

Hi-Q Balun 1:1 5kW PEP	£13.95 1.50
Bricom Balun 1:1 1kW	£13.80 1.50
Bricom 7:1 MHz Epoxy Trapss (pair)	£12.65 1.50
Self Amalgamating Tape 10M x 25MM	£4.25 0.75
T-piece polyprop Dipole centre	£1.60 0.25
Small ceramic egg insulators	£0.65 0.20
Large ceramic egg insulators	£0.85 0.20

CABLES ETC

URM 67 low loss coax 50 ohm per metre	£0.95 0.25
UR 76 50 ohm coax dia. 5mm per metre	£0.35 0.10
UR 70 70 ohm coax per metre	£0.35 0.10
UR 95 50 ohm coax dia. 2.3mm per metre	£0.40 0.10
4mm Polyester Guy Rope (400kg) per meter	£0.25 0.10
50mtrs. 16 swg hard drawn copper wire	£10.95 2.00
75 ohm Twin Feeder Light Duty per metre	£0.25 0.10
300 ohm Slotted Ribbon Cable per metre	£0.32 0.10

GOODS NORMALLY DESPATCHED WITHIN 24HRS PRICES CORRECT AT TIME OF GOING TO PRESS —
 E&OE MAIL ORDER & RETAIL

BREDHURST ELECTRONICS LTD, HIGH ST, HANDCROSS, W. SUSSEX RH17 6BW (0444) 400786

Open Mon-Fri 9am-5pm except Wed 9am-12.30pm. Sat 10am-4pm

ALINCO DR 110 2M 45 Watts!

£299



Receive Option:
140-169MHz.

The new 2 metre mobile transceiver from ALINCO is superb value. Steps of 5, 10, 12.5, 20, 25kHz plus high power make it suitable for a wide number of applications. 14 memory channels and rotary dial control make operation a joy. Improved LCD display makes night operation much easier. The diminutive size (5.5" x 2.5" x 6.75") makes for easy installation in the modern car. Other features include up/down mic., 3 way scanning, 1750Hz tone-burst, reverse input, memory skip, and of course a full mobile mounting kit. Send for colour brochure today!

HF TRANSCEIVER DISCOUNTS!



Most transceivers are designed for 12 volts. The manufacturer's own PSUs are expensive. But our REVEX "BIG BERTHA" P300 is just as good and a lot, lot cheaper. Fully protected, large hunky transformer, and thermal fan cooled! Below is a list of autumn packages that we invite you to consider. Part exchange welcome. Credit? Most certainly. Just ask for quote.

Model Type	Mfr's PSU	REVEX PSU
Kenwood TS440S	£1360.00	£1200.00
Kenwood TS140S	£1035.00	£959.00
Kenwood TS680S	£1158.00	£1080.00
Yaesu FT747GX	£918.00	£759.00
Yaesu FT757GX2	£1228.00	£1069.00
Yaesu FT767GX	£1858.00	£1699.00
ICOM IC751A	£1878.00	£1589.00
ICOM IC735	£1357.00	£1069.00
ICOM IC725	£1137.00	£859.00

The above price comparisons use the manufacturer's nearest equivalent PSU to the P300. Each ReveX is fully guaranteed for 12 months as is the matching HF transceiver. All mail orders against credit cards are despatched by 24 hour Securicor at our risk. If payment is made by cheque please allow an extra couple of days for clearance.

FREE CATALOGUE & PRICE LIST! We now have an illustrated catalogue of some interesting products for the radio amateur that we have never had the space to advertise. Also details of new items coming along. Just drop us a first class stamp and we will send you this plus our price list of over 700 items!

MIZUHO "MX" QRP SSB/CW RIGS £189

Now in stock these 2 watt single banders for 80, 40 or 20 metres are real beauties. VFO control (one xtal supplied) gives 25kHz segments on 80 and 40, and 50kHz on 20 metres. Features IRT, noise blanker, S-meter, speaker, morse key, BNC socket. Powered from AA cells or external supply. Pocket size 56W x 39H x 142mm deep. As used by GB5BN on Ben Nevis. Over 100 in use already. Send for gen.



A QRP STATION

Free Offer!

Buy a Mizuho 80, 40 or 20m rig and we will give you a set of ni-cads, 12V DC charging lead and a GSRV aerial system completely free of charge! Limited offer so act now!

KENWOOD
YAESU
ICOM

MAIL ORDER FAST & FRIENDLY!

ALINCO
DIAMOND
JAYBEAM
TONNA

Send for our catalogue and price list

For years we have been operating a mail order service. Now it is even better! Here are the facts!

We have the widest range of ham products in the South. Nearly all products advertised in this magazine are stocked by us. All the famous names and a few lesser ones as well. Our price list contains nearly 800 items. We accept most major credit cards and can arrange budget finance deals if needed.


Each order is entered on a computer and can be traced in seconds. Despatch labels and invoices are automatically generated and most orders received in the morning leave the same day. Each one is carefully packed and fully insured at our own expense. 24 hour Securicor and Datapost is available on request. And if you have any quibbles with your order we are here to put it right quickly and professionally! We take the risk out of mail order buying and our customers keep coming back. That's why we are bigger than most!

A "WORLD FIRST" in SCANNERS!

25-1300 MHz*

Handheld
JUPITER II

£299



- * AM/FM
- * Direct up/down tuning
- * 5, 10, 12.5, 25, 30 KHz steps
- * 100 memories
- * 10 programmable bands
- * Step change frequency correction
- * High speed scan 20 per sec.
- * Carrier or audio scan
- * Battery Saver
- * Telescopic antenna (BNC)
- * Fast memo load feature
- * Individual memory unload
- * Uses 4 x AA cells (Jupiter II)
- * Size 7" x 2.5" x 1.5"
- * 700 MHz first IF
- * Proper English Manual
- * Superb sensitivity.
- * Does not cover 550-800MHz.

No other similar receivers offer the same features at anywhere near the price! And inside the construction is a Joy! Lots of space, nicely laid out boards all linked with quick connect plugs. Not a "Taiwanese Rat's Nest"!

Direct up/down control.
No need to punch anything into memories. Just enter frequency and use up/down buttons for manual or electronic tuning.


AF Scan.
No more annoying blank carriers for the receiver to lock on to. Simply tell it to ignore carriers not containing audio and it will!

One Button Memo Read.
A single button takes you directly into the memory bank. Up/down or scan will quickly move you around or use direct access for a particular channel number.

Battery Saver.
For long term single channel monitoring this feature will reduce battery consumption by 70%.

25-1300 MHz*

Mini - mobile/base £379
JUPITER 6000 inc. P.S.U.



- **Skip Function**
Whether you want to bypass a single memory channel or an entire bank, this control provides the answer.
 - **High Speed Scan.**
Select high speed scan or search and you will whiz through the range at a healthy 20 steps per second! That means you can scan 100 memories in 5 seconds or 1 MHz of space (25kHz steps) in 2 seconds. It really works!
 - **Fast Memo Write.**
Enables you to quickly write into the memories, no need to select a number, the receiver will use the next empty memory.
 - **User Friendly Search Programme.**
You can search in either direction and change direction at the press of a button. Total agility with a speed to match.
 - **Unique Multiband Programme.**
No less than 10 separate band segments can be stored in the receiver's memory.
 - **Total Flexibility.**
The basis upon which the receiver has been designed. It means you tailor the receiver to do exactly what you want it to do, almost like having a receiver that was designed for your own personal needs. No other receiver can match it, feature for feature and the good news is the cost.
- World demand is tremendous. We are getting only small quantities so pick up the phone now and you could be lucky!

SPECIAL OFFER THIS MONTH

ALINCO DR510E
2M/70cms Mobile

CASH GIVEAWAY!

SUPER CASH PLUS PART EXCHANGE OFFER

This month we are making a special "cash plus" offer on any working 2M or 70cm mobile. This is your chance to trade up to a really super dual band rig. Phone us for a quote or write giving details of your existing rig. For the price of a phone call or the cost of a stamp you could save £££'s



NORMAL PRICE
£549

WATERS & STANTON

RETAIL & MAIL ORDER:- 18-20, Main Road, Hockley, Essex SS5 4QS.

Tel: (0702) 206835, 204965

RETAIL ONLY:- 12, North Street, Hornchurch, Essex RM11 1QX.

Tel: (04024) 44765

Visa and Access by telephone. 24hr. Answerphone. Open 6 full days



D A T O N G
ELECTRONICS LIMITED

Clayton Wood Close
West Park
Leeds LS16 6QE
Tel: 0532 744822
Fax: 0532 742872


For products you can rely upon to give amazing results

For information on **Active Antennas, RF Amplifiers, Converters, Audio Filters, the Morse Tutor and Speech Processors** send or telephone for a free catalogue and selective data sheets as required.

All our products are designed and made in Britain.
Orders can be despatched within 48 hours subject to availability.



— VISA AND ACCESS WELCOME —



PACKET RADIO FROM THE EXPERTS

PACKET TNCs

TINY 2 + with mailbox	£119
TNC 320 HF/VHF	£179
KPC2 HF/VHF + WEFAX	£165
KPC4 DUAL PORT	£242

MULTI MODES

MFJ 1278 9 modes	£204
TX/RX of FAX + SSTV inc mailbox	
KAM with mailbox	£285
inc KA-NODE	

ACCESSORIES

We stock leads to connect the TNCs to most radios and computers. Software available for many computers.

SEND FOR OUR LATEST CATALOGUE TODAY
PRICES INC VAT AND P&P EXTRA

PC TNCs

DRSI Type 1 VHF+HF	£139
HF MODEM for above	£85
G3RUH MODEM for above	£95
DRSI Type 2 Dual VHF	£169

DRSI cards are shipped with all software needed inc split screen user software, G8BPQ The Node software and AA4RE BBS.

PACCOMM PC320	£189
VHF+HF TNC on PC card	

BBC EPROM

AMFAX eeprom	£19.95
Terminal + FAX on screen	



WE STOCK MANY ICOM RIGS AND MOST OF THE ACCESSORIES.
RING FOR THE LATEST PRICES.

AMDAT

Crofters, Harry Stoke Road
Stoke Gifford,
Bristol BS12 6QH
(0272) 699352/559398

CREDIT
AVAILABLE



G4ZPY PADDLE KEYS

Make ideal trophies, presentation gifts and prizes. We offer a full range of precision paddle and straight keys for the cw enthusiast.



Send for our Colour Illustrated Brochure.
4 1/4" x 6 1/4" SAE to: 41 Mill Dam Lane, Burscough,
Ormskirk, Lancs L40 7TG. Phone No. 0704 894299.

LOSING DX?

ANTENNA NOISE BRIDGE, check faults **FAST**, measure RESONANCE 1-160MHz and RADIATION RESISTANCE 2-1000ohms — without transmitting, **get more DX**, fun-to-build kit, all parts, postage etc only **£27.90**, and details of other kits.

"You have saved me hours" — LC, Tonbridge.

CAMBRIDGE KITS

45 (RB) Old School Lane, Milton, Cambridge

WISE BUY BARGAINS!

PYE PF5U UHF hand held clean but no batts	£18.00
PYE W15 AM boot mount with control gear but no speakers or mics, low band	£22.00
PYE W15 AM dash mount with microphones, very clean, high band	£20.00
PYE F412/414 UHF base stations, slim modern units, no cables	£45.00
PYE P5002 H/B FM h/helds with batt & ant	£75.00
PYE F9U UHF base wall mount OK for 70cms packet	£30.00
MOTOROLA MAXAR UHF mobiles small, no info	£30.00
PYE "shaver" mics	£5.00
PYE W15FM (motorcycle) hiband, no control gear but with all plugs	£22.00
ALL PRICES INCLUDE P&P + VAT	

CHECKED AND
SERVICED

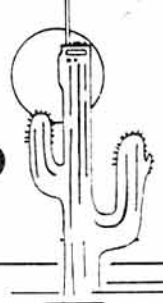
RACAL RA17 £200
EDDYSTONE 730/A £135

MANY
OTHERS

BARGAINS FOR CALLERS. SURPLUS AND SECOND-USER EQUIPMENT ALWAYS WANTED

G.W.M. RADIO LTD.

40/42 PORTLAND ROAD, WORTHING, SUSSEX BN11 1QN
TELEPHONE: 0903 34897



TALK KENWOOD

We are now officially appointed Kenwood dealers for the South Coast - and carry the complete range in stock. Here's a selection:-



TS 950SD New Digit HF Transceiver.....	£3199
TM 231E 2 Mtr mob	£289
TM 431E 70cm mob	£318
TM 701E 2/70cm mob	£469
TR 751E 2m multi-mode mobile	£599
TS 711E 2 Mtr multi-mode(s/soiled)	£799
TS 440S HF.....	£1138
TS 940S HF.....	£1995

We always carry a large selection of used eqpt. ring for details

TALK ATU'S

TM 1000 1 KW ALL BAND ATU


Using our unique high power wideband roller coaster this ATU gives effortless matching of all long wire, G5RV, vertical and coax fed antennas. (Add £5.75 carriage for all models)

Standard Model TM1000.....	£168
Balun Model TM1000B.....	£199
Standard TM1000 Kit Form.....	£138

BUILD YOUR OWN AMPLIFIER OR ATU WITH OUR RANGE OF HIGH POWER COMPONENTS




Roller Coaster 30 µH.....	£28.00
Var. cap 150 pF (4Kw) (4 mag. loops).....	£16.95
Var. cap 250 pF (8kv).....	£19.95
Var. cap 250 + 250 pF (8kv)	£28.00
Var. cap 750 pF (4kv).....	£28.00
Turns Counter (For Roller).....	£14.95
Empty ATU Case.....	£26.00
2kw Balun Assembly.....	£28.00



TALK ICOM

As ICOM main South Coast dealers we are always pleased to discuss prices, part exchanges and finance.....Give Paul Martin, our ICOM specialist, a call now!

IC - 2SE	Call
IC - 32E 2/70 H/held	Call
IC - 3210E 2/70 Mobile	Call
IC - R7000 Receiver	Call
IC - R71E Receiver	Call
IC - 725 HF TCVR	Call
IC - 735 HF TCVR	Call
IC - 751A HF TCVR	Call
IC - 761 HF TCVR	Call
IC - 765 HF TCVR	Call
IC - 228H 2m/45w	Call
IC - 448E 70/25w	Call



32E

TALK SCANNERS

We probably carry the largest stocks of scanners in the UK. Our NEW BUMPER CATALOGUE features all the latest models. Here is a small selection:-

NEW FAIRMATE HP100E THE ULTIMATE HANDHELD

- * Freq: 25 - 550 MHz
830 - 1300 MHz
 - * 1,000 Channels of mem.
 - * Keypad or rotary control
 - * AM/Narrow FM/Wide FM
 - * Search steps from 5KHz to 995KHz.
- EVERY SET SUPPLIED WITH:-
Full set high PWR nicads
2 antennas, carrying case,
earphone, DC cable, belt clip
shoulder strap (charger extra...£7.76)



£299

OTHER POPULAR MODELS:-

Black Jaguar Mk111.....	£199
Jupiter 11 mobile.....	£375
Jupitar 11 H/held.....	£299
Bearcat 200 XLT H/held.....	£299

NEW MULTI PURPOSE PRE-AMP

- SUITABLE FOR SCANNERS & TRANSCEIVERS
 - * 25 - 2100 MHz
 - * Full RG switching for transceiver use
 - * Low noise GaAs Fet
 - * Variable Gain
 - * Band pass filters
- Boost reception on your scanner, handheld transceiver, communications receiver with this superb new unit high quality Japanese workmanship



£79.95

SCANNER ANTENNAS

Nevada Discone (50 - 700 MHz).....	£24
WB1300 Discone (25 - 1300 MHz).....	£59.95
PA15 Colinear (200 - 960 MHz).....	£49.95

TALK ACCESSORIES

REMOTE MAST HEAD SWITCH

NEVADA CAS - A2 £49.95

Freq:- DC - 1.3 Ghz
Connectors:- 'N' Type
Power:- 150/300 Watts

SADELTA XL30 Mic

A new electret base mic, that will give your Kenwood, Yaesu, Icom, or other leading brand of Transceiver extra 'punch' and 'clarity'. The mic may be powered from the Transceiver direct or with an internal PP3 battery.

Introductory Offer £39.95

SADELTA CM 40 Mic

As the XL 30 above, but with Vol/Tone controls


Introductory Offer £49.95

NEW DOCKING BOOSTER

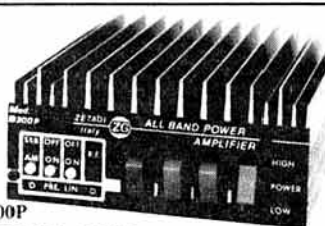
Boost the output of your 2mtr handheld to 25 watts suitable for use at Home or in the car. Model BS25

For ICOM, CTE, Kenpro Model BS25

For some Yaesu models Both Models £59.95



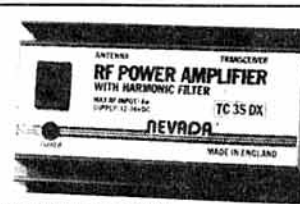
TALK AMPLIFIERS



B300P

MOBILE AMPS

B150 180w (26 - 30 Mhz)	£54.95
B300P 300w (6 - 30 Mhz+pre amp).....	£147.52
B550P 500w (6 - 30 Mhz).....	£237.00
B303 200w (6 - 30 Mhz).....	£114.67
TC50 15w (50 - 52 Mhz)	£29.95
HL 66V 60w (50 - 52 Mhz) S/hand.....	£95
BRL31 28w (26 - 30 Mhz).....	£19.95
B250 250w (6 - 30 Mhz) 24 volt.....	£115



TC50DX 50 MHz amplifier

737 80w (26 - 30 Mhz).....	£35.41
735 35w (26 - 30 Mhz).....	£18.54
B110 110w (142 - 170 Mhz).....	£145
BASE AMPLIFIERS	
B132 240w (3 - 30 Mhz)	£129
BV131 250w (26 - 30 Mhz)	£115
B507 300w (3 - 30 Mhz).....	£278
HL1K/6 500w (50 - 52 Mhz).....	£695

SEND IN NOW JUST £2 FOR OUR NEW BUMPER CATALOGUE (INCLUDES £2 VOUCHER)


NEVADA COMMUNICATIONS.....WE TALK YOUR LANGUAGE

189 LONDON ROAD, NORTH END, PORTSMOUTH, PO2 9AE, ORDER HOTLINE 0705 662145

BUY THE BEST — BUY



SOLID BRITISH ENGINEERING



C.F.P.CO CAPACITORS, ROLLER COASTERS AND BALUNS

BUILD YOUR OWN A.T.U. FOR £66.10

CAP-25S £17.90

CAP-25T £21.80

R/COAST £26.40 + £4.50 p&p

BUILD YOUR OWN LOOP WITH OUR NEW CAPACITOR AND MOTOR ASSEMBLY 80, 40, 30 £99.50

10, 12, 15, 17, 20 £55.15 + £3.00 p&p

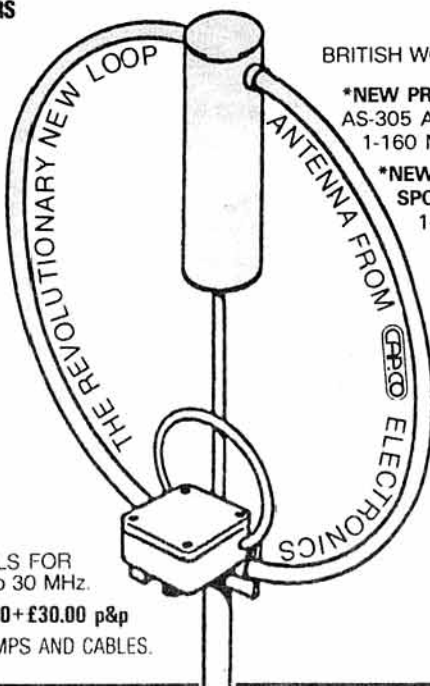
FEATURES OF C.F.P.CO LOOP ANTENNAS

- It has a very high Q
- A radiation resistance from 300 milliohms to never more than 0.8 of an ohm
- Has a bandwidth from 3kHz to 50kHz
- It has an SWR of 1.4 to 1 at the very least, 1.1 to 1 on most bands
- Will operate at virtually ground level
- The loop has a vertically polarised radiation pattern containing both very high and very low angle radiation (ideal as a DX antenna)
- Does not require an Antenna Tuning Unit
- Depending on the model used it only occupies from 80cm to 4m of space
- It is ultra compact, light and waterproof
- Planning permission is not necessary

YOU ONLY NEED TWO AERIALS FOR CONTINUOUS COVERAGE FROM 3.5 to 30 MHz.

COST OF THE TWO AERIALS—ONLY £665.50 + £30.00 p&p

THIS OFFER INCLUDES CONTROL BOX, CLAMPS AND CABLES.



SPC-300D



SPC-3000D



'STAY TUNED FOREVER'
With a

C.F.P.CO A.T.U

BRITISH WORKMANSHIP AT ITS BEST

***NEW PRODUCT FROM C.F.P.CO**

AS-305 AERIAL SWITCHING UNIT

1-160 MHz, 3000 Watts PEP. £64.95 + £3.00

***NEW PRODUCT**

SPC-100 A.T.U.

1-30 MHz, 300 Watts PEP. £79.50 + £5.00

See Press Reviews/Releases for further details

For more information on any of our products including high power A.T.U's, Loop Antennas for commercial use, send to:

C.F.P.CO ELECTRONICS LTD

UNIT 6

PEEL ROAD INDUSTRIAL CENTRE

PEEL ROAD

WEST PIMBO

SKELMERSDALE, LANCS.

WN8 9PT

TEL: 0695 27948

TELEX: 629575 CONGAS

FAX: 0695 29125



BORDER
COMMUNICATIONS LTD.
VOICE & DATA COMMUNICATIONS

091-410 6969

091-410 8476

*For all your
amateur radio
requirements*

Authorised Suppliers for

**STANDARD ★ I.C.S.
NAVICO ★ SISKIN
REVCO ★ KENT KEYS**

NEW SHOWROOM NOW OPEN!

Exciting display and our personal service from 9am-5.30pm

SCANNERS

The NEW AX 700X with Bandscope
£575.00p

KENT KEYS

Standard Morse Key in kit form

£31.00p

Twin Paddle key in kit form £39.50p

Electronic keyer in kit form £35.50p

With many other product lines, send S.A.E. for list. ALL prices quoted include VAT add £2.50p for P/P Mail order enquiries welcome

Communications Centre, Unit 8a-8c
Drum Industrial Estate, Chester-le-Street
Co Durham, DH2 1SX

Ample parking

HANDHELDS

The NEW C5200 Dual Band Mobile
144/430Mhz £599.00

AEA PRODUCTS

PK-88 T.N.C. £129.95p

PK-232 T.N.C. £289.95p

MM-3 Morse memory keyer

NEW Excellent at £169.95p

PC-PACKRATT for IBM 19.95p

**The 'CHIP' SHOP
(Semicons) Ltd**

You need ICs for projects! Shop at the
'CHIP' SHOP for the best service in the business.

NE602 £2.84 — NE604 £5.50 — TDA7000 £4.00

— MC3356 £4.75 — TL084 £1.03 — SO42P £2.25

— V30 CPU £10.50 — V20 CPU £10.50 — 7910 £12.75

— MAX232 £4.50 — 2N3904 25p — 2N2222A 25p

Please add P&P 75p (max)

Full range of TTL HC inc CMOS, Timers, LED's, Xtal's etc.

• Send SAE for list •

Mail order or callers by appointment



Roger GBILD Tel: 061 483 1989 Chris XYL



6 Bean Leach Drive — Offerton — Stockport — Cheshire SK2 5HZ

QRP KITS AT QRP PRICES!

Guaranteed complete to the last nut!

COMPACT 80m CW QRP Tx/Rx

DTR3 KII — £76.25 Ready Built — £126.50

★ Stable VFO ★ Sidetone ★ Audio Filter

★ Requires 12/14 VDC ★ Very detailed

Instructions ★ Black steel case

★ Printed panel

**COMPANION ANTENNA
TUNING UNITS**

TU1 KII — £36.80 Ready Built — £52.00

TU2 KII — £45.00 Ready Built — £65.00

★ Large dia. coil ★ High grade capacitor ★ Built in balun ★ Circuits to match your antenna ★ Up to 30 Watts of CW ★ TU2 has sensitive QRP/SWR meter

Send SAE for brochure or call Alan G4DVW on 0602 382509

LAKE ELECTRONICS

7 Middleton Close, Nuthall, Nottingham NG16 1BX

(callers by appointment only)





IC725 HF Transceiver £759

TEST THIS RIG 'ON AIR' BEFORE YOU BUY, AT THE KW 'EMPORIUM'!!

Put the new rig of your choice through its paces on the air before you decide to buy. At the 'Emporium' we have the aerials, we have the rigs and we have the time to sit with you to ensure that you are 100% happy with your prospective purchase. We believe that every new sale puts our reputation at stake! Our 36 years in the amateur market is your guarantee of complete satisfaction and first class, after sales service in the years to come.

AVAILABLE FROM STOCK NOW!

We also stock — Antennas: Hy-Gain, Butternut, Cushcraft, J'Beam, KW. ATU's — MFJ, TenTec, KW, Kenwood, Yaesu, ICOM. Amp Linear Amplifier, Rotators, Books, Cables, Wire, Scanners, Airband Receivers, Microphones, Morse Keys, Full range of accessories.

TEN TEC

OMNI V Transceiver Amateur Bands 10-160M	£1,900.00
PARAGON Transceiver + General Coverage	£1,839.00
CORSAIR II Amateur Bands 10-160M	£1,200.00
ARGOSY II Mobile or Base HF SSB/CW	£589.00
CENTURY 22 CW Transceiver & QRP	£399.76
TITAN Linear Amp 1,500W 10-160M	£2,171.00
HERCULES II Linear Amp 500W 13.8V	£839.00
HERCULES II PSU 100 Amp	£660.00

YAESU

FT767GX Transceiver Gen. Cov. RX	£1,599.00
FT747GX HF Transceiver SSB/FM/AM	£655.00
FT757GX HF Transceiver 10-160M	£969.00
FT212RH Transceiver 2M, 45W	£309.00
FT290R2 Mobile 2M, Multimode	£429.00
FRG8800 Receiver 0.15-30MHz	£649.00
FRG9600M Scanning RX 60-950MHz	£509.00
2M/70CM Mobiles & Handhelds in stock etc	

ICOM

IC751A HF Transceiver Gen. Cov. RX	£1,500.00
IC735 HF Transceiver Gen. Cov. RX	£979.00

IC725 HF Transceiver Gen. Cov. RX	£759.00
IC7000 Receiver 25-1000+1025-2000MHz	£989.00
ICR71E Receiver 0.1-30MHz	£855.00
2M/70CM Mobile & Handhelds in stock etc	

KENWOOD

TS940S HF Transceiver, Gen Coverage	£1,995.00
TS140S HF Transceiver 10-160	£862.00
TS680S Transceiver 10-160+6M	£985.00
TS440S HF Transceiver Gen. Coverage	£1,138.00
TL922 Linear Amp	£1,495.00
TS790E Allmode Tcvt 2M/70CM + 1296 MHz	£1,495.00
2M/70CM Mobiles & Base, Receivers & Handhelds in stock etc	

TS950S HF Transceiver	£2,499.00
TS950SD HF Transceiver	£3,199.00

THE KW POLICY

KW's policy continues as it has done for the past 36 years — to give the customer value for money including the best service available. Every unit is tested in our TEST DEPT before delivery. We do not believe in sending out sealed packages.

Lots more "Goodies" — Trade-in equipment, servicing, EXPERT ADVICE is FREE. Write or phone for brochures. VISA, ACCESS, RSGB Cards, H.P. All the above prices include VAT. Post/Carriage charged at cost. Orders of £200 or over, free delivery within UK.

Open 9am-5pm Tuesday-Friday, 9am-4.30 Saturdays — Write, phone or fax for further details

KW COMMUNICATIONS LTD

Communications Centre, Chatham Road, Sandling, nr Maidstone, Kent ME14 3AY
Tel: 0622-692773. Fax: 0622 764614

How to find us!

We are near to A229. Turn off M20 to Rochester/Chatham. Chatham Road, Sandling runs parallel to Bluebell Hill (A229). Just follow signs to Sandling.

GAREX ELECTRONICS

WEATHER SATELLITE SYSTEMS

SPECTACULAR NEW ATARI ANIMATED SYSTEM

Garex are proud to announce that they are the first appointed dealer for this incredible new Timestep product. Following on from Timestep's phenomenal success in the education market a special low cost Atari ST version of their animation system is now available. Simply plug in your existing receiver to view amazing pictures. For the ultimate, add a Meteosat receiver for unbelievably smooth 14 frame animation that is completely automatic once set up. Just watch the clouds roll by! New pictures are added twice an hour if required, the oldest being discarded automatically. This sophisticated package will run on any Atari ST1040 and compatible colour monitor, comes complete with all software and colour-keyed Atari interface unit.

£299.00

Optional 16 grey scale adaptor for colour monitor

£24.95

For those who would like a one-stop-shop, we offer the complete package of a ready-to-run system:

Meteosat Dish and receiver, Atari interface unit, Grey scale adaptor, 14in Colour Monitor, Atari ST1040 computer, software (including demo-disc) AND, OF COURSE, ALL PLUGS AND CABLES.

On your doorstep £1,695.00

NEW COMMODORE "AMIGA" INTERFACE AND SOFTWARE

Superb high resolution pictures 600 pixels x 400 lines. Compatible with "PiXmate" THE fully featured image processing program

£299.00

COMPACT FRAME STORE SYSTEM

The basic MICROWAVE METEOSAT system, no complications, a complete plug in and go package requires no computer, no software, and can be up and running, including dish alignment within 10 minutes. Nothing more to buy: Dish, Microwave Receiver, Frame Store, 12in b/w Monitor AND ALL PLUGS AND CABLES. Designed by Timestep, supplied by Garex

£995.95

SATELLITE ACCESSORIES

Meteosat Receiver. Dish input and 2 watt audio output

£270.25

Meteosat Preamp. 15dB gain 0.6dB noise figure GaAs FET

£92.00

NOAA 10 channel VHF Receiver

£155.25

NOAA BASIC Turnstile antenna

£34.95

NOAA BASIC Preamp. 3 pole filter, boxed. 14dB gain

£24.95

SAE for full details and prices of other 'separates'

★ ★ ★ ★

GAREX VHF RECEIVERS

★ A simple but versatile design capable of covering spot frequencies in the range 25-200MHz.

★ Excellent sensitivity (typically 0.4uV for 12dB SINAD)

★ Double superhet (10.7MHz and 455kHz IFs)

★ Choice of IF bandwidths from "W-SAT" to "12.5kHz" PMR standards.

★ The basic receiver is single channel crystal controlled.

★ Multichannel option.

★ 2 watt audio output stage having a low quiescent current.

★ Size: 153 x 33 x 13mm

★ Requires 10-14V DC supply

PRICES Stock Versions: (fully assembled, aligned and tested boards) 6m, 4m, 2m and weather sat

£49.95

Crystals extra, prices on request

★ Mains power supply module

£15.50

Other frequencies, special options, cased versions

POA

GAREX VHF PREAMPLIFIERS

★ MINIATURE — GENERAL PURPOSE ★

★ Compact size: 34 x 9 x 15mm

★ Up to 26dB gain

★ Can be made for any frequency in the range 40-200MHz

★ 3dB bandwidth ±3MHz (at 145MHz)

★ Low noise

★ Input and output impedance 50 ohms

★ 1dB compression ±10dBm

★ Saturated output ±15dBm

★ Supply voltage: 8-17V DC at 5-10mA

Stock Versions (fully assembled, aligned and tested boards) 6m, 4m, 2m and Weather Sat

£11.45

Airband 118-136MHz (reduced gain)

£11.45

Other frequencies in the range 40-200MHz

£13.75

★ HIGH PERFORMANCE ★ 2 metre PRE-AMPLIFIER

★ 3 band-pass stages for improved selectivity

★ 16dB gain with 1dB NF

★ Switches 35 watts

★ RF switched (fail-safe action): gas-filled relays

Assembled, tested pcb

£42.50

Boxed version

£49.95

Gas-filled Relays as used in pre-amp

£4.95

MAIN DISTRIBUTORS FOR REVCO ELECTRONICS LTD

Prices include UK P&P and 15% VAT
Ask for details of our interest Free Credit

GAREX ELECTRONICS

HARROW HOUSE, AKEMAN STREET, TRING HP23 6AA

TEL: TRING (044282) 8580

and CHEDDINGTON (0296) 668684

Callers by appointment only



Quality MORSE KEYS

from
R.A. KENT ENGINEERS

**BEST
VALUE IN
MARKET**

The **LEADING** British manufacturer of top quality Morse Keys - renowned throughout the world for their outstanding performance and reliability.


SOLID BRASS MORSE KEY

The Kent hand key is used world wide by professional and amateur operators alike. The silver contacts are mounted in precision fine pitch threaded screws fitted with positive locking nuts which are instrument knurled for ease of precise adjustment.

Our shielded ball race bearing pivots are renowned for their superiority over all keys using plain and bush type bearings.

The key is available in kit form or ready assembled. The kit takes less than an hour to complete, resulting in a key of unrivalled professional standard.

£38.00 (assembled) £31.00 (in kit form) Plus £2.50 post and packing



TWIN PADDLE MORSE KEY

Our twin paddle morse key has been designed and precision engineered to the highest standard. Shielded ball race bearings together with fine pitch screw threads and instrument knurled heads allow precise and individual adjustment of contacts and springs.

Available ready to use or as a kit taking about an hour to assemble.

£47.90 (assembled) £39.50 (in kit form)
Plus £2.50 post and packing.


SINGLE PADDLE MORSE KEY

Because most Operators prefer to select their own contact gap and spring settings it is not possible to have a satisfactory optimum setting for all. With this in mind, we have designed a single paddle key with fully adjustable silver contacts and spring tensions. Ball race bearing pivots together with the twin spring arrangement ensure a positive return of the key arm to the centre position. Machined parts are from solid brass and mounted on a steel base for stability.

£38.00 (assembled)

£31.00 (in kit form)

Plus £2.50 post and packing.



KEYS OF UNBEATABLE QUALITY AT UNBEATABLE PRICES!

Please write, phone or fax for further details to:



R. A. KENT (ENGINEERS)

243 Carr Lane, Tarleton, Preston, Lancs. PR4 6YB

Telephone: Hesketh Bank (0772) 814998 Fax: (0772) 815437



AERIAL TECHNIQUES

11 Kent Road,
Parkstone, Poole,
Dorset BH12 2EH.
Tel: 0202 738232

Check your field strength with a **SALDELTA SIGNAL METER** Covers 4, 2 and 70cms. A high quality signal strength meter, for VHF/UHF and CATV frequencies, 45-110MHz, 110-300 MHz, 231-295MHz, 470-860MHz. Measures 20uV to 10mV. Digital Display for direct readout. Built-in speaker for AM/FM monitoring. Complete with carrying case. Specification leaflet available (S.A.E.) £285 plus £5.50 for courier delivery



DX TV Monitor/Rxs and Video Recorders

Full range of mono/colour dual/multi-standard and VHF and UHF sets with sound channel switching. Also VHF/UHF PAL/SECAM/NTSC recorders



Plus full range of Revco Discones, air/marine antennas, rotators and all aerial hardware.



Send 75p for our PRO/AM catalogue



You are cordially invited to the most colourful and prestigious Amateur Radio event in Britain. The new

LONDON

AMATEUR RADIO SHOW

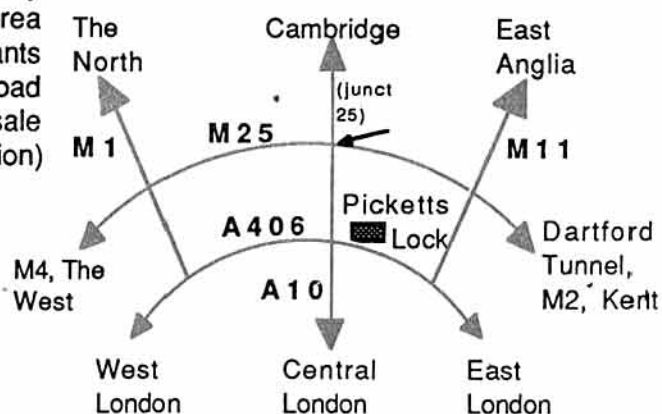
makes it's debut on Friday March 9th (10.00am to 6.00pm) and Saturday March 10th (10.00am to 5.00pm) at Picketts Lock Centre, Picketts Lock Lane, Edmonton, London, N9.

Talk-in on 2m and 70cm
Facilities for the disabled
Free parking for 3000 cars
Grand prize draw each day
Special Interest Group section
On-site leisure and camping (not included in admission)


Morse Testing facility
Huge exhibition area
Bars and restaurants
Easy access by road
Bring and Buy sale

Admission £1.00
(75p for advance bookings of 10 or more tickets).

For advance ticket sales please send cheque and SAE to The Secretary,
London Amateur Radio Show,
126 Mount Pleasant Lane,
Bricket Wood, Herts, AL2 3XD.



Lee Valley
Leisure Park



Don't miss this superb event!

Presented in conjunction with Southgate Amateur Radio Club

ARE

COMMUNICATIONS

6 ROYAL PARADE
HANGER LANE
EALING
LONDON W5A 1ET



SEE YOU THERE
ON MARCH
9TH AND
10TH.

"A DREAM COME TRUE"

TO ALL FT 290 OWNERS, OR FOR THOSE WHO
WANT TO OPERATE HF FROM THEIR
2 METRE RIG.

TOKYO HI POWER HAVE PRODUCED THIS
SUPERB TRANSVERTER DRIVEN FROM
144-146MHz AT 3-10W AND PRODUCING
40 WATTS OF EITHER FM OR SSB ON EITHER
10-15-20-40-80 METRES.

THE UNIT IS ABOUT THE SAME SIZE AS THE FT 290.

SO WHY NOT ENJOY THE IMPROVING
CONDITIONS ON THE HF BANDS USING YOUR 2m
EQUIPMENT.



£249 — CASH/
CHEQUE/
CREDIT
CARD
OR 48 PAYMENTS
OF £8.36



Kenwood TS440S & Auto ATU

One of the finest HF transceivers ever
produced by Kenwood. Whether used as a
base station or mobile — its superb
specification rates it high amongst its
competitors.

Special Exhibition Offer TS440S with auto
ATU **AND FREE** Revex 30amp power
supply — at list price or 48 payments of
£43.06.

£1,282

AT LAST THE "LONDON SHOW" IS
ABOUT TO HAPPEN. EVER SINCE
THE DAYS OF "ALLY PALLY"
THERE HAS BEEN AN OUTCRY
FOR ANOTHER AMATEUR RADIO
EXHIBITION IN LONDON — SO AT
LAST THE SOUTHGATE CLUB HAS

WHEN IT COMES TO BREAKING
THE PRICE BARRIER — WE ARE
RARELY BEATEN. NOW A
SUPERB DUAL BAND
TRANSCEIVER FROM STANDARD
AT AN AMAZING **£289.00**
CASH/CHEQUE/CREDIT CARD
OR NO DEPOSIT AND
48 MONTHLY PAYMENTS OF
£9.70 PER MONTH

- Dual band operation 144-146 and 430-440MHz, Full duplex.
- Receiver coverage: 130-169.995 and 410-470MHz.
- Programmable step sizes 5/10/12.5/25/50kHz.
- 5 watts output on both bands (With optional CNB120).

- Dual synthesised VFOs.
- Programmable ctcss tones 67-250.3Hz (With optional CTD/N500).
- Programmable Repeater Offset on either band between 0-39.9MHz.
- Reverse Repeater facility.
- Dual Watch priority channel.
- Programmable Call Channel on both bands.

- Ten programmable memories, including repeater offset, tone squelch etc, on both bands.
- Four different scanning modes.
- Battery save facility.
- Switchable Frequency lock and TX inhibit, from keyboard.
- Switchable 20dB Attenuator.
- High or Low power control.
- Squelch defeat switch
- Illuminated Wide Angle L.C.D. display.
- Digital 'S' Meter/Power output display.
- Low battery Warning indicator.
- TX LED indicator.



**STANDARD
C500
£289.00**

LICENSED CREDIT BROKERS A.P.R. 29% SUBJECT TO STATUS

LAUNCHED A NEW SHOW AT AN EXCELLENT VENUE. PICKETTS LOCK AT ENFIELD WILL PROVE TO BE A FAVOURITE WITH BOTH TRADERS AND VISITORS AND WE LOOK FORWARD TO YOUR VISIT.



Brenda
G4VXL

Both Brenda and Bernie will be pleased to welcome you to our stand N/A/NB at Picketts Lock



Bernie
G4AOG

ICR7000HF Receiver 500kHz — 2GHz




YES, 500kHz to 2GHz CONTINUOUS receive in one unit. Using the ICR7000 multimode facilities, this probably makes the "2 in 1" ICR7000HF Receiver the most versatile scanner available today. Because of the enormous frequency coverage, the ICR7000HF has 200 mode sensitive channels for increased flexibility.

**NO
DEPOSIT**

Now available on A.R.E. super credit terms.
48 monthly payments of £33.22 A.P.R. 29%
Cash/cheque/credit card price

£989.



The R-5000 from Kenwood
100kHz-30MHz. SSB/AM/CW/FM/FSK
CV-10 converter 118-174 MHz

Now available on 48 monthly
payments of £26.70 or
cash/cheque/
credit card **£795**

PHONE 01-997 4476

NO DEPOSIT
48 monthly payments
of £33.42

REMEMBER

WE SELL ALL WELL
KNOWN BRANDS. LET
US QUOTE FOR YOUR CHOICE
KENWOOD — ICOM — STANDARD

48 PAYMENTS CASH/CHEQUE/ CREDIT CARD

		POA
TS950		£925.00
TS680	£31.07	£825.00
TS140	£27.71	£3995.00
ICOM781	£134.36	£2245.00
ICOM765	£75.42	£895.00
ICOM735	£30.06	£895.00
ICOM726	£30.06	£699.00
ICOM725	£23.48	



The NRD-525 from JRC

**J.R.C. ARE RENOWNED FOR THEIR
COMMERCIAL RADIO EQUIPMENT AND THEIR
AMATEUR BAND EQUIPMENT ENJOYS THE
SAME REPUTATION**

**OR CASH/CHEQUE/
CREDIT CARD £995**

NEW

GX-2 FAX SSTV TRANSCEIVE FOR THE BBC COMPUTER

Fantastic system supporting all modes of FAX and mono and colour SSTV. All facilities. Send for brochure.

Complete system of EPROM, interface, leads, instructions only £99 or £119 with direct FAX printing option.

TX-3

RTTY/CW/ASCII TRANSCEIVE

Split-screen, type-ahead operation. Clock, review store, 24 large memories, call sign capture and much more.

Needs TIF1 interface or T.U.

BBC-B/Master and CBM64 tape £20, disc £22.

SPECTRUM tape £35, +3 disc £37 inc adapter board (needs interface or T.U. also).

Also VIC20 RTTY/CW transceiver program £20.

RX-4

RTTY/CW/SSTV/AMTOR RECEIVE

This is still a best-selling program and it's easy to see why. Superb performance on 4 modes, switch modes at a keypress to catch all the action. Text and picture store with dump to screen, printer or tape/disc. Needs TIF1 interface.

BBC-B/Master, CBM64 tape £25, disc £27. VIC20 tape £25.

SPECTRUM tape £40, +3 disc £42 inc adapter board (needs interface also). Spectrum software-only version (input to EAR socket) tape £25, +3 disc £27.

TIF1 INTERFACE. Designed for TX-3 and RX-4 software and only available with them. Kit £20 (assembled PCB + cables, connectors) or ready-made £40, boxed with all connections.

RX-8 FOR THE BBC COMPUTER FAX, HF and VHF PACKET, COLOUR SSTV, RTTY, CW, AMTOR, UoSAT, ASCII RECEIVE

Every possible feature and superb performance. Full printer and disc support. Send for our brochure or see review in Oct 89 Ham Radio Today.

Complete system of EPROM, interface, instructions, all leads and demo cassette £259.

BBC LOCATOR with UK, Europe, World maps £10, MORSE TUTOR £6, LOGBOOK £8, LOCATOR £7, Rae MATHS £9 for BBC, Spectrum, CBM64, VIC20, Electron. BBC, CBM64 programs available on DISC at £2 extra.

Prices include VAT and p&p by return.

technical software



Fron, Upper Llandwrog, Caernarfon LL54 7RF.

Tel: 0286 881886



SELLING or BUYING?

We specialise in top quality USED
Amateur Radio Equipment!

SELLING?

If you want to sell your used equipment, and it's in top condition, give us a call. We'll make you the best possible cash offer for your gear. If we can't get to the price you want — we'll include it on our 'Rigsearch' service — FREE OF CHARGE — and attempt to sell it for you on a commission basis. We handle the entire transaction for you, with least hassle, and the best result FOR YOU.

IF YOU'RE SELLING TRY G4TNY & RIGSEARCH! BUYING?

We are continually told by visitors to our showroom how surprised they are at the large amount of used equipment available. This is only due to our continued efforts to buy, as well as broker, only the very best quality second user gear, and therefore paying the best possible price for our stock. Remember, whether we sell from stock, or from our 'Rigsearch' facility, all our equipment carries our three month warranty, and for mail order customers we also guarantee full satisfaction with the condition of your purchase! Why not give us a call, or drop into the showroom sometime? Just give me a call to let me know you're coming, in case I've popped out.

IF YOU'RE BUYING USED EQUIPMENT TRY G4TNY!

Send for our list!

Phone Dave, G4TNY on
(0708) 862841 or (0836) 201530.

From 9.30 am to 7 pm, Tues to Sat.

SAE PLEASE FOR LISTS.

CALLERS BY APPOINTMENT, PLEASE.

'FAX-A-LIST.' NOW ON 0708 862794
OR FAX YOUR REQUIREMENTS!



G4TNY AMATEUR RADIO

Unit 14, Thurrock Commercial Centre, Juliet Way,
South Ockendon, Essex RM15 4YG.

Mail Order?
No Problem!



Part Exchange
Possible

J. BIRKETT

25 The Strait
LINCOLN LN2 1JF
Tel: (0522) 20767

RECEIVER AERIAL TUNING UNIT For use with Long Wire Antenna 1 to 30MHz @ £23.60. TV AERIAL IN LINE FILTERS 2x FX1588 Rings with Coax Wound Round and Connectors @ 95p. HIGH PASS FILTER with Coax Connectors 95p. UHF MOTOROLA HAND HELDS with 2 Ni-Cads and suggested Conversion to 70cm. Less Aerial @ £23.60 (P&P £1.50). AIR SPACED VARIABLE CAPACITORS Large Broadcast Type, 500+500pf @ £3.50, Medium Size @ £3.30, Small Type @ £2.95, Wide Spaced 150pf @ £3.30, 10+10+20pf @ £1.50, 15+15pf @ £2.50, 200+350pf @ £2.50, 125+125pf @ £1.95, 250+250+20+20+20pf @ £2.50, 180+380pf @ £2.50. SPARE METERS FOR STANDING WAVE-POWER METERS @ £1.45. GaAs FETS. Out of Spec. Devices FT 18GHz Stripline Package @ 3 for £1.99. X BAND GUNN DIODES @ £1.65, X BAND DIODES Like 1N23 @ 45p, SIM 2 @ 45p, 1501E @ £1.65, Surface Mount Type 2 for £1.60. Wire Ended @ £1.65. 200 ASSORTED MINIATURE POLYESTER CAPACITORS for £1. CRYSTAL FILTERS 1.4MHz BW 2.4KHz Mounted on Panel with some Components @ £3.95. HCGU CRYSTALS 1MHz @ £1.50, 250.2KHz @ £1.144MHz @ £1.50, 10MHz @ £1.50. EX-MILITARY COMMUNICATION RECEIVER R210 2-16MHz Unconverted @ £50 (carr. £6). RF POWER TRANSISTORS BLX 92A 6w 470MHz @ £3.95, PT9788 30MHz 20w @ £4.95, PT9787 8w 30MHz @ £3, BFR64 4w 470MHz @ £4, BLY97 @ £3. WIRE END R.F. CHOKES 100mA 7.5MH, 10MH Both 70p each, 2.5mH 500mA @ £2.50.

ACCESS AND BARCLAY CARDS ACCEPTED. P.&P. 60p UNDER £5. OVER FREE. UNLESS OTHERWISE STATED. C.M. HOWES AND WOOD & DOUGLAS KITS AVAILABLE BY POST AND FOR CALLERS.

ARROW — FOR THE BEST DEAL IN AMATEUR RADIO!!

TH75E KENWOOD DUAL BANDER

with receive
140/169 & 430/460 Mhz
Nicad & Charger
£398.00

NEW! C528 STANDARD
DUAL BANDER
with receive 130/172
350/470 & 890/960 Mhz!
£379.00



NEW! IC-24E

ICOM mini dual bander
2M & 70cms FM
DISCOUNT PRICE £349
incl. nicad, charger



TS440S KENWOOD

HF Base Station
with Internal ATU

Please Phone for Price

FT470R DUAL-BANDER

Yaesu's famous mini for
2m & 70cms Handy.
ONLY £389
INCL. nicad & charger.



TS140S or TS680S with 6M

Phone for
Best Price



SCANNER BARGAINS FROM AOR

AR800 Now
only £169

AR900UK Now
Only £199

AR950 NEW!
£249

An SAE brings our Scanner Catalogue!

NEW!! AR1000 15 — 1300 Mhz 1000 memories £275!!



TR751E — FREE CREDIT

EXCELLENT 2 Metre
performance from this
great allmode rig.
Dep: £199 + 9
payments £44.44.



FRG8800

YAESU EXCELLENT
GENERAL COVERAGE
RECEIVER
ONLY £549

FT736 V/UHF Base



SPECIAL
PRICE £1275

FT4700RH — BARGAIN

£499

YAESU
DUAL BANDER
REMOTEABLE



IC-2SE


A 2M micro Handy & a
SCANNER! Comes complete
with nicad, charger & receive.
Extended 80-190Mhz!
DISCOUNT PRICE £249

IC-4SE

Amazing micro 70cms handy
with nicad + charger. Receives
380-500 & 800-950 Mhz!!
DISCOUNT PRICE £279.



ONLY £499!!



The most remarkable Scanner
yet. AX700 with Panoramic
Display.

JUPITER SCANNERS!

25-1300 Mhz with
exceptional performance
(really sensitive
at 900 Mhz!)

MTV5000 Handheld £275
MTV6000 Base/Mobile
£349
(Super slimline design)



R-7000

ICOM's superb VHF/UHF/ SHF receiver



£895 DISCOUNT
PRICE

NEW SHOWROOM IN N. WEST OPEN!!

Greensway Arcade, Gerrard Street,
Ashton-in-Makerfield, Wigan,
Lancs. Tel: 0942 713405

Jim Cook, G6TYB is at your service Mon-Sat

IC735 STAR BARGAIN £865



with FREE
SM6 Desk
Mic!!

Finance arranged subject to status. APR typical 34.4%. Written quotations on request.

COMET ANTENNAS

An excellent performance combined with super quality at a BARGAIN price from our
directly imported range including:

CHL21J Micro mobile 144/432 0/2.15db 29M

150W.....£14.95

CHL23J Mini mobile 144/432 2.15/3.8db 5M

150W.....£16.75

CHL25J Mobile 144/432 3/5.5db 93M 120W £29.95

CA-702 Mobile 144/432 3/5.5db 200W.....£24.22

CA-2x4FX Base 144/432 4.5/7db 2.02M F/

Glass.....£52.50

CA-2x4WX Base 144/432 6.5/9db 3.18M F/

Glass.....£74.00

CA-2x4SUP Base 144/432 6/8.4db 2.54M.....£69.00

CA-2x4 MAX Super gain 144/432 8.5/11.9db 5.4M

F/Glass.....£125.00

CA-ABC22A Base Colin. 2M 6.5db 2.87M.....£36.00

CA-ABC23 Base Colin. 2M 7.8db 4.5M.....£59.50

SOCA-285E 5/8 Wave Mobile 144.....£15.00

CA-R0D2 BNC loaded tele whip for Handy's.....£12.95

Comet Meters NEW!

CD120 SWR+Power 15/60/200W with PEP &

averaging 1.8-200Mhz.....£86.95

CD270D SWR + Power as above for 140-

525Mhz.....£88.95

GFX140 Triplexer for 50/144/432 Mhz.....£33.40

Send SAE for COMET CATALOGUE....

INVITATION

OUR 1990 "OPEN-DAY" WILL BE
ON 24th FEBRUARY

BETWEEN 10 a.m. & 5 p.m. OUR WHOLE GANG
WILL BE AT HATFIELD PEVEREL TO SHOW
YOU THE LATEST, THE BEST, THE NEW, MAYBE
EVEN THE UNUSUAL!!!
FREEBIES!!! REFRESHMENTS!!!

Hatfield Peverel Showrooms are just off the A12 main road.
Railway Station 3 minutes. Call G3LST on 145.550 if you get lost!



ARROW ELECTRONICS LTD

5 The Street, Hatfield Peverel, Chelmsford, Essex CM3 2EJ.

Tel: 0245 381626/381673 Fax: 0245 381436

Hours: 9-5 (Closed Thursdays)

GLASGOW SHOWROOMS:

Unit 17, Six Harmony Row, Govan, Glasgow,
Scotland G51 3BA. Tel: 041 445 3060.

Hours 8.30-5.30 Mon-Fri. (Closed Saturday).

AGENT

LEICESTER — DAVE FOSTER Tel: 0533 608189

Latest calls 8.30pm please!



YOUR ORDER CAN BE TELEPHONED WITH CREDIT
CARD DETAILS & DESPATCHED IMMEDIATELY!

FREE FINANCE ON MANY MAJOR ITEMS AT RRP.
(Ask for details of qualifying items —
see examples above).

NEIL LASHER, G6HIU

40 Farm Road, Edgware, Middx HA8 9LT

BBS/Mailbox standardization?

This month has seen the general release of the new software from Steve Coleman, G4YFB; it also has seen the release of G1NNA ver 1.04 and multi-connect multi-lingual software from John Paul Roubelat, F6FBB. This release (ver 5.06) looks at your callsign and 'knows' which language to respond in.

The problem we are all faced with now is which format should we be looking at? We seem to have come to the position that many commercial companies arrived at many years ago with audio tape. How do we set a standard?

Why do we need a standard you may be asking? At the last meeting of the British SysOps two new methods of addressing a message were looked at, both completely different to the system we use now; neither will work with all three systems mentioned above let alone the many other Mailbox software packages currently in use.

I am certainly not saying that so many software writers should all get together to produce the ultimate package, but if they all worked to a set of guidelines that must be followed then we would not have the incompatibilities we are generating.

As for the two new mailbox packages I have mentioned, full reports will follow over the next few months. At this stage I am still trying to translate the French software installation manual, as although it can speak to you in English when you connect to it, it was written for the French market.

Dedicated Radio

The French packet group ATEPRA led by Remy Jentes, F6ABJ, has been designing a two metre transceiver aimed at the packet enthusiast. The single channel 10 Watt transceiver will be available in kit form and boasts some very impressive specifications. Atepra claim the response time to key up the transmitter on the prototype version to be just 0.9 milliseconds.

At this time Beta testing is taking place in France but should you require further information it can be obtained from ATEPRA, 23 Rue de Provins 77520 Mons en Montois France. As ATEPRA is a voluntary group and the project is being carried out on a non-profit making basis please can you include two IRCs with enquiries and ensure your letter is written in clear English, or preferably in French.

New PCB from BARTG

BARTG have announced a new filter kit with a tuning range of 40Hz to 3600Hz in 100Hz steps. The filter is based on an article that appeared

in QST April 1986 and is designed with two filters in series. One high-pass the other low-pass. Typical tuning settings will give passbands of 1271Hz and 1491Hz making it very suitable for AMTOR and RTTY. They also claim that it may effectively reduce computer QRM. More information from Mr E Hatch, G3ISD, on 0795-477431.

Dosgate

I reported a few months ago about a program called DOSGATE by Rich Bono, N1MD. At last I have managed to obtain a copy and have run it up as a separate system to the mailbox. The software is a shell type program that links the PC to a TNC via a serial port and allows a connected user full access to the computer, but it does have its drawbacks. It is supplied with an editor that takes over from the normal Disk Operating System (DOS), which allows the SysOp to disable some of the PC's commands. This stops the user from formatting the hard disk etc. As for software that will run for the user, it has many more limitations than I first reported.

Any program that has any screen handling can be run but not seen at the other end, therefore if the user tries to run one of these packages the computer will continue as normal but the user will see nothing; since the user has absolutely no idea of what is taking place he cannot escape from the program. The machine has normally stayed in this state until it has been manually re-booted.

Text based programs will work very well indeed and some designed for use with DOSGATE, with radio related subjects are available.

The system comes with its own mail package, allowing the user to send, read, kill etc, but at this time I have found no method to send these messages on to the next mailbox.

It has one large drawback that at this time cannot be solved - the software uses direct calls to the Bios and will not look at any NODE software such as G8BPQ, so to implement it it is necessary to have two TNCs back to back for the connection to the NODE.

If you would like to implement this and have some software ideas for it then drop me a line and I will send you a copy.

Back in time

4 years ago...

The first explanation in *RadCom* of AX.25. Packet had hit the news and, an appeal at that time was for anybody giving talks on either Packet radio, RTTY or Amtor to contact the writer so that he may publicise their names.

3 Years ago...

Connect International made the

Spacecraft	Oscar No.	Freq. MHz	Mode
UoSAT D	UO-14	435.070	9600 bps AFSK AX.25
UoSAT E	UO-15	435.120	9600 bps AFSK AX.25
PACSAT	PO-16	437.025	1200 bps PSK AX.25
DOVE	DO-17	145.825	1200 bps AFSK AX.25
WEBERSAT	WO-18	437.075	1200 bps PSK AX.25
LUSAT	LO-19	437.150	1200 bps PSK AX.25

news 3 years ago with discussions on Automatic Routing, full circuits for 9600 Baud operation and an article explaining how your TNC could lock up while you were eating your dinner (not a lot's changed with that.)

The best part in *Connect International* was a complete list of all known AX.25 stations in operation in this country. Would anybody like to compile a list today?

Microsat

The latest information I have just received (12 Jan) is that a new Launch date has been set for Saturday 26 Jan at 01:35 UTC. Pierre Collet, Mission Director of the UOSAT launch announced that there would be a delay due to the failure of an Inertial Reference Platform, but by the time you read this it should all be up and running. The table printed here is available thanks to AMSAT.

Packet transmission from DOVE may be monitored with an unmodified TNC-2 or clone, using an FM receiver. The other Microsats (PASCAT, WEBERSAT and LUSAT) require an SSB receiver and TNC with a 1200 bps PSK demodulator (FO-12 compatible, NOT the 400 bps PSK demodulator used with AO-10 and AO-13). The 9600 bps modulation scheme used by the UoSats is compatible with the G3RUH modem. This is certainly going to be the year of Sat/Packet, and I will try to keep you informed of any changes.

9600 Baud mod of the month

This month the modification is for the Yaesu FT-211RH. Thanks for it are due to Chris Lorek from SMC.

The FT-211RH has been shown to be suitable for 9600 baud packet operation. There is no major surgery required just two screened leads are required, one for TX AF

the other for RX AF connected as follows.

RX Audio

On the RX IF Unit (sub board F2869104) connect the screened lead inner to the TK10420 IC pin 9, with the outerscreen to pin 15. Caution should be taken to solder these if soldered to the underside of the board.

TX Audio

On the rear of the main PCB a small potentiometer will be seen, (peak deviation adjuster). Unsolder the leg nearest to the rear of the set, and connect the inner of the screened TX lead to this point, the outer to the earth plane adjacent to this point. To ensure that the 9600 baud modem is terminated in the required impedance, it is essential that a suitable terminating resistor be placed across the screened lead inner/outer, eg a 560Ω resistor; this may usefully be done at the FT-211RH Potentiometer connection.

No further adjustments need to be made to the radio. On the tested modem a suitable level of 2.5kHz deviation was achieved with one third rotation clockwise of the modem TX AF level potentiometer.

HF stations

Lastly this month a couple of stations to keep your ears open for on the HF bands.

Gwyn Morgan, GW4KYN/T5GM will be operational very shortly from Mogadishu, Somalia. Gwyn is the last remaining amateur still operational in Somalia and can usually be found on Tuesdays 1800 UTC on or about 14.132MHz.

Gervase Chavasse G4URJ/7P8DR is operational mostly on RTTY and AMTOR on 15 metres from Lesotho. Anyone wishing to contact him can do so with a packet message @ZS6SAT where he is a regular user.

CONNECT INTERNATIONAL

AN RSGB PUBLICATION

Edited by Ted Batts, G8LWY, *Connect International* is the UK's leading monthly newsletter which is wholly dedicated to packet radio. Subscription for UK RSGB members £7.95.

Please send your orders to: RSGB, Lambda House, Cranborne Road, Potters Bar, Herts EN6 3JE.

ARTHUR GEE, G2UK

21 Romany Road, Oulton Broad,
Suffolk NR32 3PJ.

My first contribution to this column, brought in some interesting mail, for which many thanks. Generally speaking it could be divided into two classes. There were 'thank you' letters from those newcomers who expressed their gratefulness for the attention I promised to their needs. And then there were those who assured me that in spite of their having spent an awful lot of money on satellite equipment, they still hadn't been able to hear any satellites, let alone work any!

To the latter I would say, 'start right at the beginning' and 'Keep it Simple'. To the former I would say, 'Be patient, we'll cover your difficulties in this column in due course'. My second contribution, which covers 'Finding the Satellites', has not appeared in print yet at the time of writing, but I hope when it does it will help those having trouble with their orbital predictions. To those who have all the gear needed for a good satellite station, but who in spite of this have not been successful, I say again, get a copy of Richard Limebear's *Guide to Oscar Operating* from AMSAT-UK HQ, 94 Herongate Rd., E12 5EQ. Price £2.25. In this publication you will find the answers to most of the questions you asked in your letters.

By the time you read this, all going well, we should have six or so new satellites to listen for. Accurate details of these will be promulgated when official data is available.

Receivers

This month a word or two about receivers. Taking the simplest case, i.e. that of using a normal SW receiver or amateur bands transceiver and listening for the Russian RS series satellites, i.e. RS 10/11, which have their down-link in the 10 metre band around 29.360 to 29.400MHz; using the information given last month about orbital predictions, there should not be too much difficulty in finding their signals provided your receiver isn't 'deaf' at this frequency. The average amateur bands receiver, even though they are built to cover the 10 metre band, may at the top end of the band — where the satellites are — be a bit 'deaf'; and you may not be able to hear the satellites signals if they are rather weak. The writer has a SW receiver — quite a well respected one — on which it is quite impossible to hear signals at the top end of the 10 metre band. On the other hand, the receiver on the main shack transceiver is excellent on 10 metres and gives good satellite reception without any preamplifier or special aerial. If your receiver is 'deaf' on 10, try a preamplifier which usually does the trick. They are available made-up or in kit form. AMSAT-UK does a

28MHz Preamplifier PCB at £2.05.

One cause of difficulty can be that when 10 metres is 'open', as it is at the time of writing, the QRM from stations using this section of the 10 metre band — in spite of requests to leave it free for satellite operation — and clutter from commercial radio station harmonics, may swamp the satellite signals. There's not much one can do about this, except wait for conditions to improve. One other point worth mentioning is that it is far more sensible to listen for the CW signals from the satellite than the phone ones. There are more CW signals than phone and it's far easier to read CW than phone when conditions are poor.

Another problem which may confuse the newcomer is that the signals from the satellite may fade, varying in strength from quite strong to almost inaudible. This QSB is rhythmic and is due to the satellite rotating during its flight thus altering the profile of its antenna with respect to the earth station's aeriels. This effect is more apparent when a simple aerial is used for receiving such as a dipole or long wire on 10 metres. More complex aerial systems such as Yagi or helical beams can be used to reduce this effect.

So far we have considered the easiest option in satellite reception, that is the reception on 10 metres of the RS 10/11 system. However, most of the present satellites send their signals back to earth on the VHF bands, two metres being one of the commonest frequency band used. In this case, we have to use a rather different technique. When we turn our attention to satellites using down links in the higher frequency ranges, things are not so simple. The UoSAT satellites, built and operated by the University of Surrey Spacecraft Engineering Dept., whilst not intended for amateur radio style communication but for Scientific and Educational use, are very useful indeed for getting started on amateur radio satellite communication using the VHF's. UoSATs send signals down to earth on 145.825MHz. These signals can quite easily be heard on a 2 metre tunable receiver. If you do not have a 2 metre tunable receiver, you will need a 2 metre converter ahead of your shortwave receiver. These usually convert the 2 metre signals into 10 metre signals which are then fed into the aerial input of the receiver. If your receiver does not cover the 10 metre band, it is possible to get a converter to cover other frequencies you may have.

The aerial system used for VHF satellites has to be rather more complex than that used for the 10 metre down link we have already considered. But it does not need to be all that complicated. One of the most favoured types, especially when reception of the UoSATs only is required, is the ground plane.

This is useful for receiving signals from satellites passing overhead and is to be recommended for the newcomer to satellites. As one acquires experience, more directional types of antenna can be used such as the Yagi. This needs some form of rotator mechanism so that it can be turned to actually point at the satellite. The more elements the Yagi has, the narrower will its reception beam be, which makes it more difficult to track, but at the same time the stronger will be the signal it delivers to the receiver. Still further enhancement of the signal can be obtained by providing means for altering the elevation angle of the antenna, but this usually entails means of altering the vertical angle requiring considerably more complicated rotator mechanisms.

The accurate tracking which a horizontal and a vertical tracking mechanism will provide, greatly increases the signal strength of the received signal, but it is not necessary for satellites such as those of the RS 10/11 and UoSAT types. When you come on to satellites such as Oscar 13, things are a bit different, as we shall see.

News

Congratulations to AMSAT-UK Hon. Secretary Ron Broadbent, G3AAJ, who has been appointed as the first IARU Region 1 Satellite Co-ordinator. Commenting on this appointment, the American newsletter *Westlink Report* says "Ron, who is the long-time Secretary of AMSAT-UK, also is Editor of the United Kingdom publication *Oscar News*. His in-depth knowledge of the amateur satellite communications scene and his ability as a communicator make him the ideal person to assume this newly created post" — sentiments we heartily endorse.

One of the most difficult things in the amateur radio satellite sphere, has been to get all the interested parties to work together. It was natural enough that when amateur satellites first 'took-off' various projects were started in those countries with the technical knowledge to participate. On both the East and West Coasts of America, projects were started by enthusiasts who brought into being the earliest amateur radio satellites. Similarly Australia provided a team who contributed towards the earlier satellite construction projects. In England, AMSAT-UK fathered the interest, which was developed in a remarkable way by the spacecraft team at the University of Surrey. Similar activity began in the USSR, in Germany and in Japan. As things progressed, most of the technically developed countries got interested and groups of enthusiasts were formed to further the interest in amateur radio satellites.

It very soon became apparent that some sort of organisation

should be set up to co-ordinate all these groups, so that their activities could be pooled thereby saving expense and effort. Throughout the development of amateur satellite activity, numerous attempts have been made to bring together all these activities, but the inevitable difficulties of co-ordinating worldwide activities, made the going slow. During the past few years, the opportunity presented by the annual Colloquium at the University of Surrey, gave one the chance of bringing together representatives of many of these groups and as a result, we now see definite co-ordination taking shape. The International Amateur Radio Union is obviously an organisation which can help this co-operation along as much as anyone, and Ron's appointment to its Region 1 is very encouraging.

Another encouraging event in this direction was an invitation for Ron, as AMSAT-UK's Hon. Secretary, to attend the AMSAT Board Meetings at Des Moines, USA, for their AGM. One of the most important things he did there, was to advise their members about the forthcoming IARU Region 1 Tri-Annual Conference in Spain this year at which future frequencies for amateur satellites will be discussed. Officials in all AMSAT Groups are very concerned that we may lose allocations at the WARC 1992. This problem is very near to home in the USA, as they nearly lost their 220MHz band to UPS, the Parcel Carriers. UPS have already tried their luck by putting a Repeater in that band at Dallas, Texas. The UPS Company has recently extended its activities to this country, so we may have similar problems here.

Ron took the opportunity of visiting Doug, KO5I, in Paris, Texas, with whom he had useful talks about the future of co-operation between all AMSAT Groups. From Texas, Ron went to see Ross, WB5GFJ, in Los Altos Hills, just south of San Francisco, where he experienced a couple of small earthquakes, the aftermath of the 'Big One'. Ross is President of the Project Oscar Group, who built the first OSCAR, AO-1. Ross has part of the original curved base plate of the prototype AO-1, which fortunately was not damaged by the 17 October earthquake. Ron was able to discuss with the Group there numerous aspects of the satellite scene, such as future building plans, the exchange of computer hardware and software etc. All in all, a working fact-finding tour well calculated to bring amateur satellite activities together.

New Program

A new program for Spectrum users is now available on tape, which includes the ability to input the new Microsats and UoSAT D and E. By G4HLX; available from AMSAT-UK at £12.50.

MIKE DIXON G3PFR

'Woodstock', Grazebank, Norley, Warrington, Cheshire WA68LL

Winter Tropo

Pre-occupied with other matters (finalising and updating the texts and figures for Volumes 2 and 3 of the new RSGB *Microwave Handbook*, amongst other things!), I missed the tropo opening at the beginning of December, 1989, which appeared to extend well above 432MHz and well into Europe – at least as 'seen' from Northern Ireland. A welcome letter from Geoff, G10GDP (Carrickfergus, Antrim, IO74CR), gave considerable detail of his activities on 3 December during which he worked some 15 stations in nine different squares, the majority at good DX for any VHF/UHF band.

Transmitting and receiving using an FT290R to give 30W from an LMW transverter followed by a single 2C39 PA and four by DL6WU type Yagis, plus masthead GaAsFet preamplifier on receive, Geoff's day effectively started at 09.30hrs with a contact to Ela, G6HKM, in JO01FT. Although only 5/2 was sent, the contact was completed successfully. From 12.56hrs on, things really opened up and several contacts into PA/PE and ON followed within the next hour. From 14.00 to 16.25hrs, contacts into the south-eastern parts of the UK came at increasing strengths.

At 20.40hrs, DL2KBB was worked at 5/9, followed by 5/9 QSOs into the extreme SE corner of the UK – East Anglia and Essex. Geoff remarked that from 07.00hrs onwards, the RSGB beacon GB3MHL (QRB in excess of 600km) was being received at S9+, but there was no DX audible until G6HKM's signal appeared – could this have simply been lack of activity? His QSO with DL2KBB was 'tail-ended' by G14OPH (whose QTH is at sea level). Whilst Geoff was receiving signals at 5/1 at his 200ft ASL location, G14OPH's report to the DL station was 5/9 – and vice versa – another case of low-level ducting across the first few miles of Irish Sea take-off lifting signal levels differently at different places? I understand from Sam, G4DDK, who recently visited G14OPH, that GB3MHL is audible at "OPHs QTH most of the time."

Geoff's other comment was that "a G1 beacon would have been useful" – (to indicate conditions to distant stations) – "although someone appeared to be operating a personal beacon (unidentified) on 1297.000MHz, the same frequency as GB3MC – a poor choice of frequency." I guess that GB3MC could be almost line-of-sight to several parts of GI and therefore very strong, under even minor lift conditions, since the Mourne Mountains of GI can be clearly seen from the Winter Hill site of GB3MC

when visual conditions allow.

Readers are reminded that the RECOMMENDED FREQUENCIES FOR ATTENDED PERSONAL CALLSIGN BEACONS (unattended personal beacons are NOT authorised on this band, although formally licensed unattended beacons are) lie between 1296.300 and 1296.400MHz, ie adjacent to the narrowband DX frequencies.

These recommendations, amongst others, were published here some time ago but in much more detail in 'Microwaves at Sandown, 89' an account of the proceedings of the 1989 National VHF Convention. A few copies are still available from me (QTHR) at £1.50, post paid – the other information contained therein concerns 'Propagation above 10GHz' (G8AGN), 'Microwave Television' (G8LES and G4CRJ), and 'Packet Radio by Microwaves' (G3YAC).

IARU and WARC

The 1.3GHz band recommendations mentioned above form part of those which will go forward to the IARU Region 1 VHF/UHF/Microwave stream of the Triennial Conference in Torremolinos, Spain, in April this year, as the 'UK national variations' to the Region 1 (general) bandplans. As mentioned last month, the other major need is to seek common microwave (particularly primary narrowband) allocations with neighbouring Region 1 countries, to enable and ensure the future of DX working and experimentation. These also suggest that other Region 1 societies should seek relaxations in their amateur licence schedules similar to those granted by the DTI to UK amateurs in January, 1989. Only by combining agreed 'common' frequencies with 'common' licence facilities will the ultimate aim of a truly 'common' CEPT licence be attained. There is already much 'commonality' at frequencies below 30MHz and at 144 and 432MHz, although 50 and 70MHz still present problems as do many of the microwave bands!

This is a singularly important conference, being the last major Region 1 conference before WARC 1992 and the last before full implementation of the 'common' CEPT licence which will apply across 'greater Europe' following unification in the same year.

WARC 1992 is also scheduled to take place in Spain and it is very important that all IARU regions present a united front in representing amateur interests, particularly at microwave frequencies where there is potentially most to lose. Time is running very short and you are urged (as previously) to put forward your views to me, the Microwave Manager or any other Microwave Committee member as soon as

possible... if not sooner! At least the RSGB representatives will then be aware of the latest views of users, even though these last-minute thoughts will not enjoy the status of a full, formal (paper) presentation.

Other Publications

Some many years ago the DARC (German) publication *UHF-Unterlage*, Teile 1 and 2 (better known to British amateurs as *The UHF Compendium* parts 1 and 2) was available in English translation. This covered a variety of topics in the VHF/UHF and microwave fields, mainly for the bands up to and including 1.3GHz, although there were odds and ends for some of the other bands tucked away inside it.

The second volume, Parts 3 and 4, after several years' delay in translation is now available in English and extends the first volume with a number of practical designs for some of the higher bands as well as some of the more advanced techniques for the VHF and UHF bands. Some 400 pages of information are contained within its covers – some designs may be difficult for UK amateurs to reproduce since many of the semiconductors used are not easy to come by in the UK. There are also a number of typographical errors and a few areas of text where the translator has found it difficult to identify the appropriate English phraseology. Notwithstanding these small shortcomings it should be a useful addition to the bookshelf with many practical ideas for relatively simple home-construction.

Its International Standard Book Number is ISBN 3-88692-010-0 and, with postage from Germany, comes out at 60.50DM (about £23 at the present rate of exchange). It can be obtained directly from the publisher, DARC Verlag, Lindenallee 6, D-3507 Baunatal, West Germany or from the publishers of *VHF Communications*, UKW-Technik Terry D. Bittan, Jahnstrasse 14, PO Box 80, D-8523 Baiersdorf, West Germany.

The last two issues of *VHF Communications* have contained the first two parts of an article on an all GaAsFet transverter system for 10GHz, by Jurgen Dahms, DC0DA. The UK agent for *VHF Communications* is Mike Wooding (well known to members of BATC), G6IQM, whose address is 5, Ware Orchard, Barby, nr Rugby, Warks CV23 8UF. For new readers who are not familiar with this publication, it is a quarterly publication devoted entirely to VHF/UHF and microwaves. Again, like the *Compendium* mentioned above, it may be difficult to obtain some of the components in the UK, although the majority of designs are supported by kits or part kits from the publisher.

BOB TREACHER BRS 32525

93 Elibank Road, Eltham, London SE9 1QJ

VHF award news

Ian G4OUT wrote enclosing a proof copy of the UHF/VHF Awards section of the 1990 Society Callbook so that I can provide details of the various categories of Award available to the listener at UHF/VHF. It might be worth making SWLs aware of the rules for these awards, in the hope that a few more will take the time to submit claims to G4OUT.

The awards on offer, free to Society members, are the 50MHz Countries Award, the 50MHz DX Certificate, the 50MHz Squares Award, the 4-2-70 Squares Award, the VHF Countries and Counties Awards, the Microwave Award, and the Microwave Distance Award.

The basic requirements for all seven awards are that you must have QSL cards to support your claim. For the various squares awards, the IARU (Maidenhead) locator details must be shown. A card without a Maidenhead locator originally printed on it is acceptable provided that it bears some adequate form of positional information – for example an old locator or latitude and longitude – in which case the Maidenhead locator square designation can be clearly added to the card by the listener. Another important thing to remember is that when sending your claim and cards, sufficient return postage MUST be included.

As everyone will know, the 50MHz awards are quite new and only one SWL claim has yet been received by G4OUT. For those listeners with 50MHz converters it might be useful to explain what is required for the three awards. The basic 'Countries Award' is for proof of confirmation with 10 countries, stickers are available for increments of every ten countries heard. The 'DX Certificate' takes account of the potential for cross-band working and there is no stipulation on the band used for the incoming signal. Quite a few listeners could probably claim this one if they spend their time listening around 28.885MHz and have cards to support the fact that the station heard was working cross-band to 50MHz. The initial qualification for this Award is 25 countries, with stickers for every 25 countries confirmed. The 'Squares Award' qualification starts at 25 squares. Squares in any country qualify provided that operation from that country is formally authorised. Additional stickers will be provided when proof is submitted of hearing 50, 75, 100 and 150 squares. I shall recap the rules for the 'Countries and Counties Awards' at a later date.

VE8RCS

Several issues ago, I mentioned receiving a letter from Mike Parent



The shack at VE8RCS showing Mike Parent at the operating position. The station comprises an FT767GX, a Nye Viking ATU, a Kenwood 220 Station Monitor, plus phone patch equipment.

BRS88763/568 who lives in Canada. He promised some information about VE8RCS, which has now been received. Mike provided much news about the station which will be of interest to all readers, so I intend to serialise it over the next couple of issues.

VE8RCS is the club station of the Polar Amateur Radio Club. It was established in the '50s mainly to provide phone-patch facilities for the station personnel, but also for back-up communications should regular means of communication fail. Even to this day, operators must 'beam south' after any operating just in case regular communications go down. In this way, if the antenna rotator should also fail, the necessary day-to-day communications can still be made.

VE8RCS is in CQ Zone 2, and is therefore in a much sought-after zone. Its co-ordinates are 82 degrees North and 62 degrees West. The station is located at the tip of Ellesmere Island some 450 nautical miles from the North Pole. It is reportedly the most permanently inhabited northerly spot in the World — which according to Mike is nothing to brag about!

The terrain is 99.9% dirt in the Summer and 100% snow in the Winter. There is some plant life in the summer, but nothing of any great note. From February to August there is 24 hours daylight, enabling the team to take a break from a pile-up at 0300 and take a walk outside as though it were 1500! From August to February it is 24 hour darkness, meaning the operators have nothing much to do apart from being on the air most of the day — work permitting. Temperatures in the summer can rise to a 'pleasant' +10° centigrade, but in the winter temperatures of -40° centigrade are commonplace. Strong winds make it an even more inhospitable place, and it is advisable to wear full Arctic kit just to survive.

The station complex is quite comfortable, housing kitchen,

sleeping quarters, infirmary, library, dark room, 3 bars and TV room. The site also houses an FM radio station, with the callsign CHAR on 105.9MHz. Most of the tapes emanate from CBC and are sent every two weeks.

As I have explained before, not all the operators are licensed, like Mike Parent. They are communication researchers by trade. However, a two month training course has to be completed, and once on site, they have to operate under supervision for one further month. A really professional attitude is shown by all the operators to ensure that the station is run to the highest amateur standards.

Next month, we will look at the station itself, the operating, the pile-ups, and what the team have in mind for the future to try to make VE8RCS more widely available to those who prefer the more diverse modes of amateur operating.

Newcomers

A couple of newcomers this month — Nick Robinson RS92707 and Harold Percivall, who failed to provide his BRS No. Nick has the sort of problem that many youngsters have to experience: his parents do not like the idea of antennas cluttering up the house or garden! His main interest is 144MHz and he uses an AR900 scanning receiver. He currently has a Slim Jim inside the house, but obviously wants to get a more efficient antenna capable of pulling in some DX, without upsetting his parents. He would like to hear from anyone who has experienced, and solved, the problem, or who has any ideas which his parents might approve of. Yagis for VHF are not dissimilar to TV antennas and it is a popular belief amongst amateurs that one on the chimney stack does NOT look unsightly. However, one other suggestion might be to see if Mum and Dad are prepared to tolerate a rotatable beam in the loft on the principle of 'out of sight, out of mind'. If readers have any more tips for Nick, he has asked that you ring

him on 0268 (Rayleigh, Essex) 773136.

Harold Percivall on the other hand is an 'oldcomer', having been interested in amateur radio since 1922 when he had a 10 shilling 'Experimental Licence'. He made several crystal sets and a three valve battery set, before building a superhet in 1925. My older readers might have heard of Portadyne Radio, Aeonic Radio, Celebritone, Brownie Wireless, Ultra Electric — all establishments at which Harold was employed until the mid-thirties. After a hectic business life when short wave activities had to take a largely back seat, Harold chaired the Dynatron Radio Dealers' committee from 1975-81. It was the vacuum caused by the end of this job which encouraged him back to short wave radio. In 1981, he remembers well hearing his best DX — a 5W1 — which fired him with much enthusiasm. He has only ever sent 176 QSL cards, all direct with accompanying letter and IRCs, and has an 81% success rate. Harold uses a Panasonic 49 receiver and a Hamgear ATU which has given considerable pleasure. The antenna is a simple inverted 'L'. He has many pen friends around the world and has had visits from HC1BP and CE4MT. SWLING has made retirement so much more interesting for Harold, who now sends monthly reports to Radio Japan and receives their excellent publication 'Radio Japan News'.

Listener reports

I return to this well-worn topic only because G4UZN wrote with some disturbing information about an SWL report he received — not from these shores, I'm pleased to say. He sent a copy of a QSL card he had received from a UP2 SWL. It gave G4UZN a 5x9 report on SSB for a QSO with KV4AD on 22 December 1987 on 24MHz. The problem? — G4UZN was using CW and received a 519 report from the KV4.

You will know that SSB was not permitted on that band at that time. Obviously, the SWL was just

listening to the signal from KV4AD and sending cards out to the stations he was working irrespective of whether he heard them. The report is therefore a complete fraud. I'm sure I've said this before, but I'll say it again, before sending out reports, please LISTEN. If you hear a station working through a pile up at breakneck speed, do not send a card which simply reports on one 5 second QSO, provide details of as many QSOs as you can. Otherwise, be warned, you are unlikely to receive a card in return.

Cray Valley Contest

Despite fairly wide publicity, the Society was disappointed with the response to this Contest. There were no entries for the CW leg, and only five for the SSB leg. However, conditions were rather poor and might well have had something to do with the low turn out.

The SAC Contest coincided with the SWL events this year, and those who took part logged plenty of stations from that area. It appears that little or no DX was logged, and most entrants spent a lot of their time listening on 7MHz where many Scandinavians were taking part in their own event.

The Society were pleased to get one log from overseas — Mike Parent BRS88763/568 submitting one from Canada. Sarah Gregory BRS88709, who won the event by a handsome margin (by 79,000 points) is unknown to me and the HFCC and VHFCC, but judging from her log, is clearly one to watch in future events. In view of the small number of entries, the Society have only issued certificates to these two listeners.

RTTY Challenge

Although the challenge was as a result of an idea from Jean-Jacques Yerganian ONL-383, only one log was received. Grateful thanks are extended to Norman Henbrey BRS28198 who sent a log just to show that he was interested in listening to stations using RTTY as a means of making amateur contacts. He actually partook of three listener contests at the same time — my Challenge, the Cray Valley, and the ISWL! Using an FRG7700M and CWR-670E Telereader into a 132ft end-fed wire, he copied RTTY signals from UA9, VU and W.

Interbooks

This book firm, based in Scotland, have sent me their 1990 catalogue. It has very many titles, all aimed at the listener. Whether your interest is MW, LW, SW or VHF, you are bound to find something of interest. Why not drop them a line at Interbooks, 8 Abbot Street, Perth PH2 0EB, Scotland to get your free catalogue.

EMC MATTERS

HILARY CLAYTONSMITH, G4JKS
115 Marshalswick Lane, St Albans,
Herts AL1 4UU

Co-Ordinators Scheme

In December *RadCom* this new facility to members was launched. I would like to stress that the volunteer co-ordinators should only be contacted when the amateur has tried everything else. The content of the call should be EMC and not general society 'chat'. This is a service to members only. Members of the public should be advised to go through the correct channels ie, RIS for TV and Radio interference, British Telecom for problems with telephones. (This applies only when the phone was bought or rented from BT.)

Thinking about Models

If the word model makes you think of small aeroplanes or beautiful women then - like the vast majority of Amateurs - you are not a mathematician! It is probably true that the models of radiation are the least understood, or worse, the most mis-understood of all the technical aspects of Amateur Radio and are difficult to get the feel of, even though it is relatively easy to 'plug in' the numbers to standard formulae. A physicist would probably say that it is not surprising since a true understanding of radiation involves concepts which cannot be pictured in simple down-to-earth terms. From the Amateur's point of view it is better to have some picture, however crude, (providing it is not actually misleading), than to have no picture at all. Considering that radiation is what radio (not to mention EMC) is all about, it is worth repeating some

Screening

In the October 89 EMC Column, screening of plastic enclosures was mentioned. For a thin coating to achieve maximum shielding effectiveness to electromagnetic waves in the far field, the skin depth at radio frequencies needs to be as small as possible. This is achieved not by high conductivity alone, but by a combination of high conductivity and high permeability. Although the conductivity of nickel is less than that of copper, its higher permeability makes it a more effective shielding material in thin films.

A word of warning about the use of aerosol shielding sprays. Paint does not adhere well to certain plastic materials and if conductive paint flakes off there is a strong possibility of short circuits! Care is also required to ensure that the conductive paint does not cause a shock hazard by making contact with any 'live' connections including the chassis of a 'live chassis' TV receiver.

illustrations which were used by a Committee member in answering questions at a recent Convention.

(a) Power Density (Watts/square metre)

Imagine an isotropic transmitting antenna in the centre of a large sphere, and that the sphere is made up of sheets of magic glass, each 1 metre square, and having the same electrical characteristics as space. It is easy to calculate the surface area of a sphere ($4\pi r^2$), so that if the radius were say, 282 metres, there would be a million one metre square sheets, and if the antenna radiated 100 watts, 100 microwatts would pass through each sheet and the power density would be 100 microwatts/square metre.

(b) Impedance of Free Space (377 ohms)

Now imagine that the magic glass sheets are replaced by sheets of conductive material - rather like the foam material that CMOS chips are kept in, but having a resistivity of exactly 377 ohms per metre square. This material will match to the radiated energy in the same way as the correct termination will match to a transmission line, and all the power will be absorbed, and nothing will be reflected. From the point of view of the transmitter this is exactly the same as if the energy had passed through the magic glass into infinite space, so that in effect the transmitting antenna 'sees' space as having an impedance of 377 ohms, in exactly the same way as an infinitely long transmission line appears to be correctly matched.

(c) Field Strength (Volts/metre)

Remove all the sheets but one, so that there is one 377 ohm square metre sheet left in a spherical surface which otherwise looks like free space, and assume this square to be aligned so that the edges are in the direction of the electric and magnetic fields. Imagine that it is possible to measure the EMF across the 377 ohm square from edge to edge, along the electrical field. This is the field strength. If this voltage is squared and divided by the resistance (377 ohms) we are back to the power density in watts/square metre.

(d) Capture Area

Replace the 377 ohm square by a dipole which is 1 metre long aligned along the electric field, and assume that the transmitter is operating at say, 20MHz so that the dipole is short compared to a half wave. Though the dipole is 1 metre long the EMF as measured at its centre, will be about half of what one might expect from the volts/metre of the field strength. (One explanation for this is that each limb can be looked on as one plate of a capacitor with a mean location half way along the wire). Because no

current flows, practically no energy is extracted from the field, but if the centre of the short dipole is connected to a matching circuit which tunes out the (capacitive) reactance and loads it with its 'radiation resistance' then energy will be drawn from the field over quite a large area. This is the capture area, and it is a remarkable fact that the amount of energy delivered to the load by a dipole of less than a half wave long is independent of the length of the dipole provided that the matching is lossless. In effect tuning a short wire to resonance causes it to reach out and pull in energy from the field and deliver it to the load. This leads to the well known trade-off between short antennas and bandwidth.

EMC and Satellite Television

With the growth in domestic satellite receiving equipment, we have yet another potential source of interference to Amateur Radio receiving systems as well as another type of receiver to be susceptible to amateur transmissions.

A typical satellite receiving system consists of two additional units and an antenna, placed before the video unit or television. These units are a Low Noise Converter (or Block Downconverter), and a TV Decoder.

The Low Noise Converter (LNC) amplifies the satellite down-signal and converts to an IF between the ranges 950-1750MHz. This frequency change is to overcome the losses associated with cables if the fundamental frequency of 11-22GHz was used directly to the decoder.

As you can see, the 23/24cm band falls within the IF range and operators using the band can expect potential problems on both transmit and, to a lesser extent perhaps, on receive.

On start-up of the satellite TV service, the operators of the service were warned that there would be no protection offered by the DTI, which applies equally to the Amateur services too.

EMC problems have already been reported on 2 metres to amateur receivers. If you are suffering from problems, please write to me so that we can assess the overall problem within the UK. When you write, please identify the manufacturer of the satellite system affected as this will provide the EMC Committee with information which can then be taken up with the manufacturers concerned.

'The RIS and the Radio Amateur'

Thank you to all the people who have responded to the article written by the RIS for the column in the December *RadCom*. If you haven't commented yet please do so to me at the column.

If more SWLs had just sent a log to show they were interested in RTTY, the Challenge could have been a success. I shall include an RTTY Challenge in next year's calendar and will hope that a few more listeners take the trouble to support it.

HAB News

Dennis GW6JNE has provided the latest on the HAB scene. The WAB Committee was a little disappointed at the poor showing by SWLs in their 1989 contests (it seems to be a general malaise), and they hope for a better turn-out in 1990.

The Data Protection Act means that the information held on computer is kept to a minimum. This is why BRS numbers are not held on the computer and why I can only mention the names of the recipients of Awards. On the Area Award scheme, SWL Coker has obtained a Basic Award for 7MHz, while Chris Gibbs and G Ridgeway have both received their Silver Awards. SWL Wainwright now has his HF SSB Diamond, and Hedley Falkinder now has 3,400 areas heard on SSB. A Decade Award has been awarded to SWL Coker, who also now has a Class 2 Counties Award certificate. A new Award is for hearing 100 overseas bookholders, and SWL Sheppard has now increased his total to 100.

1990 sees the 21st Anniversary of HAB/WAB and it has been decided to try to raise sufficient money to give a guide dog to a blind amateur. If anyone can think of an amateur who would benefit, or who wishes to provide a donation they should write to either Dennis Sartin GW6 JNE at 7 Penrhos Crescent, Rumney, Cardiff CF3 8PB or Adrian Keeble G4HPU at 4 Manor Cottages, Saffron Walden. It might interest readers to know that WAB/HAB record books are now available in Braille, thanks to G0GPI. If anyone would like further details, please write direct to Dennis GW6JNE.

R F Byrne

Paul G6MEN who provides the R F Byrne cartoon series has advised that he is branching out. R F Byrne QSL cards are now available. Any one who requires more information about these cards should write to G6MEN at PO Box 32, Shrewsbury, SY1 1ZZ.

Finale

Yet another month where the level of correspondence has been high. This has led to some contributions having to be held over. That does not mean that you have to stop writing. I am always pleased to hear the news from any listener on whatever topic. So please let me have YOUR news which should reach me no later than 26 February if you want to catch the April issue.

CONTEST NEWS

RULES

FIRST 28MHZ CUMULATIVES 1990 RULES

The format for this event is unchanged from the second 28MHz Cumulatives 1989.

1) **Entrants:** Single-operator, UK stations only. If desired, entrants may operate from a 'portable' location, but this must be the same for all sessions. All entrants must be members of RSGB.

2) **Dates & Times (GMT):**
Session 1, Monday 9 April. CW 1900-2000, SSB 2030-2130

Session 2, Tuesday 17 April. SSB 1900-2000, CW 2030-2130

Session 3, Wednesday 25 April. CW 1900-2000, SSB 2030-2130

Session 4, Thursday 3 May. SSB 1900-2000, CW 2030-2130

Session 5, Friday 11 May. CW 1900-2000, SSB 2030-2130

3) **Frequencies:** CW 28.0 - 28.1MHz, SSB 28.5 - 28.6MHz

4) **Sections:** (a) CW, (b) SSB, (c) Combined.

5) **Exchange:** RS(T), serial number beginning with 001 on each evening (running continuously through both modes if appropriate) and County Code as published in *RadCom* or the RSGB *Call Book*. Entrants may work stations worldwide, and the same station may be contacted for points once on each mode on the same evening. Each day is treated as a separate event.

6) **Scoring:** Three points for each completed contact, plus a bonus of ten points for each new county and each new country (outside the UK) worked. Where a county or country is worked on both CW and SSB on the same evening, the bonus may be claimed twice. Duplicate contacts for which points have been claimed (except as permitted in 5) will be penalized at ten times the score claimed. Entrants for the CW and/or SSB sections should submit logs for the THREE best sessions out of the five on that mode, and for the Combined section should submit logs for the THREE best evenings out of the five. A contestant may enter any one, any two, or even all three sections if desired. Entrants' logs for sessions other than those constituting the entry would be most welcome as checklogs.

7) **Logs:** Logs should be typed or clearly written on (ideally) RSGB HF contest log sheets (HFC1), or prepared to the same format, with columns headed: Time, Callsign of station worked, RST/Serial sent, RST/Serial received, Bonus (if claimed), and Points claimed, and with 40 QSOs per page on A4 paper. Computer-printed logs on normal-width fan-fold paper are perfectly acceptable if formatted as above. Both modes for the same evening may go on the same log, following on without a gap. A callsign checklist ('dupe sheet') is not required for this event, although a list of bonuses claimed for each mode/session would be useful. Each entry should be accompanied by a cover-sheet (HFC2) bearing the usual signed declaration. One cover sheet will serve for each entry, regardless of the number of sessions. Copies of these forms are available from RSGB headquarters, or may be photocopied from publications, eg *Call Book*.

8) **Entries:** Entries must be postmarked not later than Tuesday 29 May 1990, and sent to HF Contests Committee c/o David Hill G4IQM, 14 The Garrones, Worth, CRAWLEY, West Sussex, RH10 4YT.

9) **Data Protection Act.** Entrants should note that the adjudicator may enter information from their logs into a computer for the purpose of checking or preparing tabulations. Entrants objecting to this must clearly state their objections on the cover sheet.

10) **Awards:** Certificates of merit will be

awarded to the entrant in each section with the highest checked score. Further awards may be made at the discretion of the HF Contests Committee if the entry for any section exceeds 20.

LOW POWER CONTEST 1990 RULES

Due to lack of support in the past, and also to encourage real QRP participation, the 10W limit section has been discontinued, and an extra certificate is offered to the leading QRP station (QRPp = 1 Watt or less, and comments from competitors are welcome). This event is open to UK stations only - logs from overseas stations participating will be accepted and listed, but will not be eligible for awards.

1. **Rules.** The general rules for RSGB HF contests (as published in *RadCom*) will apply.

2. **Date and Time.** 0700-1100GMT, Sunday 15 April, 1990.

3. **Entrants.** UK stations only. Entrants must be members of RSGB.

4. **Frequencies, mode and power.** 3.510-3.560MHz and 7.010-7.040MHz, CW only. Maximum power: 3W RF output.

5. **Exchange.** RST + serial number (commencing at 001) + output power eg: 559001 3W

6. **Scoring.** Entrants may work stations both in the UK and overseas. Score fifteen points for each completed contact with another QRP station and five points for all other contacts. The same station may be worked for points on both bands.

7. **Documentation.** Separate logs are required for each band. Logs should be submitted on standard RSGB log sheets, or on A4 size paper (computer fan-fold is acceptable) with columns headed Time(GMT), Callsign worked, RST/serial sent, RST/serial/power received, Points claimed, and with forty QSOs per page. Each entry must be accompanied by a properly completed cover sheet (form HFC2) or a standard RSGB declaration signed by the entrant.

8. **Equipment.** The transmitter or final power amplifier stage shall not be capable of RF output power in excess of 15 Watts. A description of the method of power reduction to comply with the contest rules, and of the equipment used to measure power MUST accompany each entry.

9. **Address for entries.** Logs should be sent to: RSGB HF Contests Committee, c/o Mrs H Claytons-Smith G4JKS, 115 Marshalswick Lane, St Albans, HERTS, AL1 4UU.

10. **Closing date for entries.** Logs must be postmarked not later than 15 days after the end of the contest.

11. **Awards.** The 1930 Committee Cup will be presented to the winner. Certificates of merit will be awarded to the second- and third-placed stations, and also to the highest-placed entrant using completely 'homebrew' equipment. A further certificate will be awarded to the highest-placed entrant using 1 Watt (or less) RF output power.

HF NFD 1990 RULES

Field Day is an established highlight of the UK and European contest scene. It provides a fun weekend for all level of operators with the added attraction of a competitive element. If your local club hasn't taken part recently, why not organise an entry this year?

New style log sheets with spacing suitable for computerised print-out will be available. One copy of all stationery will be sent to all groups registering - photo-copies should be arranged as required.

One possible modification to the rules might be to include a multiplier system in the Open section and make the scoring

similar to SSB Field Day. This would give the Open section entrants added incentive to look for DX contacts and therefore widen the potential scoring gap between the two sections. Please add your comments on this to your notification details and/or final entry.

1. **Site notification.** Each group intending to compete must send details of the site to be used to: RSGB HF Contests Committee, c/o J C Burbanks G3SJJ, Southlands, 16 Cotgrave Road, Plumtree, Nottingham NG12 5NX, to arrive no later than Saturday 28 April 1990. Details must include the name and address of the person responsible for the entry and to whom contest stationery should be sent; section to be entered; name of group; callsign(s) to be used; national grid reference and sufficient access information for an inspector to be able to locate the site.

2. **Date and time.** From 1500GMT Saturday 2nd June to 1500GMT Sunday 3rd June 1990.

3. **Sections.**

(a) **Open Section.** One transmitter and one receiver (or one transceiver). There is no restriction on the number or type of antennas, but the maximum height must not exceed 65ft. (20m).

(b) **Restricted Section.** One transmitter and one receiver (or one transceiver) with one antenna which must be a single element such as a dipole, vertical, end-fed wire etc, having not more than two elevated supports and not exceeding 35ft (10.7m) above ground at its highest point.

Notes. (i) Stand-by equipment is allowed, but it may not be connected to the power source when the main equipment is in use. (ii) It is not permitted to use permanent buildings or structures as support points for antennas; trees are an exception to this.

(iii) Each portable station must operate from the same site for the duration of the contest and may not be located in permanent buildings or use the public mains supply. (iv) power for all equipment may only be derived from a portable generator on the site, or from solar cells, accumulators or batteries. Float charging must only be from a portable generator.

(v) No equipment or antennas may be installed or erected on the site prior to 24 hours before the start of the contest. This does not apply to storage of equipment.

(vi) All stations are subject to inspection by representatives of the HF Contests Committee. The inspector's brief will be to ensure that the rules and spirit of the contest are being observed. Should the inspector be unable to locate the site due to inadequate or incorrect information, the entry will be disqualified. In the event of a late change of site, it is the responsibility of the members of the group to make suitable arrangements for the inspector to find the new site. The inspector must be given immediate access to all parts of the site with the right to stay as long as desired, and the ability to return at any time during the contest. The inspector may also visit in the 24 hours before the start of the contest. The presence on site of any amplifier or modified commercial equipment capable of excess power will result in the entry being disqualified, and in the event of such an infringement being proven, all operators listed as being associated with the group in operating the station will be barred from entering any RSGB contest by the HF Contests Committee for five years.

4. **Frequencies and mode.** CW (A1A) only in the 1.8, 3.5, 7, 14, 21 and 28MHz bands. Contest preferred segments as recommended by the IARU should be used ie 3510-3560 and 14010-14070KHz.

5. **Exchange.** RST and serial number starting from 001.

6. **Scoring.** Each station may be worked once on each band, but points must not be

claimed for contacts made by a competing station with members of its own group. Points will be scored as follows:

Fixed stations in Europe including the UK: 2 points

Fixed stations outside Europe: 3 points
Portable or Mobile stations in Europe including the UK: 4 points

Portable and mobile stations outside Europe: 6 points.

The contacts on 1.8MHz and 28MHz should be scored as above and the totals multiplied by two to obtain the band score for the RSGB listing. An IARU Region 1 listing will be collated by the Region 1 contest manager, and the totals in this list will not include the above factor.

7. **Documentation.** Contest stationery will be sent in May to the person making the notification under rule 2. Separate logs must be used for each band with a summary sheet, form HFC2, and band cover sheet being included with the entry. Duplicate contacts must be marked as such without any claim points. Unmarked duplicates for which points have been claimed will be penalised at the rate of 10 times the number of points claimed plus the claimed score and logs containing in excess of five, regardless of band, may be disqualified.

8. **Name and address for entries.** Address logs to 'HF Contests Committee' as follows: British Isles entrants to J.C. Burbanks, G3SJJ, 'Southlands', 16 Cotgrave Road, Plumtree, Nottingham NG12 5NX. Overseas check logs should be sent to PO Box 73, Lichfield, Staffs. WS13 6JJ, England.

9. **Closing date for entries.** Logs must be post marked no later than Monday 18th June 1990.

10. **Trophies.**

(a) The National Field Day Trophy to the station having the highest checked score, regardless of section.

(b) The Bristol Trophy to the station having the highest checked score in the other section.

(c) The Gravesend Trophy to the runner-up in the section having the highest number of entries.

(d) The G6ZR Memorial Trophy to the runner-up in the other section.

(e) Certificates of merit to the stations having the three highest checked scores in each section.

(f) The Scottish Trophy to the Scottish station having the highest checked score.

(g) The Frank Hoosen G3YF Trophy to the station having the highest checked score on the 14MHz band.

(h) Certificates of merit to the groups in each section with the highest checked scores on each band.

11. **Check logs.** While overseas stations are not eligible to enter NFD, checklogs are very welcome. A certificate will be awarded to the overseas station in each continent whose checklog shows the most points contributed to competitors.

12. **Data Protection Act.** Entrants should note that the contest adjudicator may enter information from their logs into a micro-computer for the sole purpose of checking for duplicate contacts and preparing tabulations. If any entrant objects to this they must clearly state their objections on the summary sheet.

HF CONTESTS CHAMPIONSHIP 1990 RULES

1. Any General Rules for RSGB contests do not apply.

2. No entries for the Championship are required.

3. The Championship will be decided on the basis of RSGB HF single-operator contests held between 1 January 1990 and 31 December 1990.

CONTEST NEWS

4. Every UK station entering for 2 or more of the events listed below will be awarded points, calculated as in the example shown. (a) The entrant's score will be expressed as a percentage of the score achieved by the leading UK station in that contest.

(b) The points calculated in (a) will be multiplied by the appropriate factor for the contest:

LF Phone: 20; 1st & 2nd 1.8MHz: 10; 7MHz CW: 20; Commonwealth: 30; ROPOCO 1 & 2: 10; County Roundup (Phone & CW): 10; 21/28MHz Phone: 30; 21MHz CW: 30

Example: If the leading station in the 21MHz CW Contest scores 30,000 points, and the entrant concerned gains 6,000, then the Championship points awarded to the competitor for this event will be:

$(6000 \times 100 \times 30) / 30,000 = 600$

5. Awards: The G2QT Trophy will be awarded to the winner, and the runner-up will receive a certificate of merit. G3OZF

RULE 16

The FINAL wording for Rule 16 is as follows:

The DTI licence limits must be strictly adhered to.

In an RSGB contest (sponsored or controlled by VHFCC) where the contest power limit is lower than the DTI licence limit then this limit, (as described in the rules for the contest in question) must also be strictly adhered to.

If upon inspection a station is found to be running ILLEGAL power, or above the contest power limit, the station will be DISQUALIFIED, ALL operators of that station during the contest in question will be liable to a BAN on entering ALL VHFCC sponsored or controlled contests for a period of up to TWO years.

As agreed by VHFCC, G4DEZ Chairman.

It is not a question of turning a 'blind eye' to people running high power amplifiers; the stations who are capable of running ILLEGAL power are known and they will be inspected.

Please do not try to claim low power

output when in fact you have one or two hundred watts or more. What possible satisfaction do you get in 'winning or doing well' you have been CHEATING not only the other contestants but yourselves as well.

I wonder how many UK to foreign parts FIRST QSOs would take place on 6m if 'rule 16' were rigidly applied to DXing. You will notice that for 1990 6m contests are drastically reduced because there seems to be no way that the VHFCC can ensure fair play on the band. G4DEZ

RESULTS

HF CONTESTS CHAMPIONSHIP 1988/9 RESULTS

Position	Callsign	Score	No. of Events
1	G4OBK	9,246	6
2	G3FXB	7,340	4
3	G4BUO	6,572	4
4	G3LET	6,567	5
5	G3TBK	4,704	5
6	G3MXJ	4,316	2
7	GW3YDX	4,000	2
8	G2QT	3,653	4
9	G4CNY	3,511	2
10	GW4IOI	3,384	3
11	G5MY	3,291	4
12	G3NOM	2,900	2
13	G4WQN	2,747	2
14	G3SWH	2,707	4
15	G4ODV	2,618	3
16	G3RTE	2,333	2
17	G3VYI	2,176	4
18	G3NKC	2,175	6
19	G3NKS	2,022	4
20	GW3HGJ	1,926	2
21	G4WYG	1,856	2
22	G3GLL	1,758	2
23	G3SQX	1,725	3
24	G3ESF	1,616	3
25	G3POL	1,598	2
26	G3SJJ	1,533	2
27	G2HLU	1,521	2
28	G3OLU	1,500	2
29	G4ZOB	1,488	3
30	GM4SID	1,467	3
31	G4KGK	1,414	3

32	G3HTD	1,306	2
33	G3ZGC	1,259	2
34	G3MCX	1,225	3
35	G3AWR	1,212	3
36	G3SUX	1,201	2
37	G3RXP	1,186	2
38	G3MPB	1,174	2
39	G2MJ	1,158	2
40	G3WRR	1,094	4
41	G4IQM	1,090	3
42	G3YLC	1,073	2
43	G3FSR	929	2
44	G4EBK	915	3
45	GM3UM	913	2
46	G4UZN	886	2
47	G3BPM	839	2
48	G3LIK	783	2
49	G0CGB	679	2
50	G3FVW	659	2
51	G3SKC	658	2
52	G3HKO	656	2
53	G0EHO	655	2
54	G3XTT	611	2
55	G3DPX	609	2
56	G3ZRZ	573	2
57	G3GMS	522	2
58	GW3SB	367	2
59	G4FDC	261	2
60	G6QQ	209	2

The G2QT trophy is awarded to G4OBK.
Runner-up certificate to G3FXB. G3OZF

CONTESTS CALENDAR

RSGB HF CONTESTS

1 Feb	1.8MHz LF Cumulative (Nov89)
3 Feb	7MHz LF Cumulative (Nov89)
4 Feb	3.5MHz LF Cumulative (Nov89)
9 Feb	1.8MHz LF Cumulative (Nov89)
10 Feb	1st 1.8MHz Contest (Nov89)
24 Feb	7MHz CW Contest (Aug89)
24,25 Mar	1.8MHz SSB (Jan90)
1 Apr	Ropoco 1 (Jan90)
9 Apr	1st 28MHz Cumulative (Feb90)
15 Apr	Low Power Contest (Feb90)
17 Apr	1st 28MHz Cumulative (Feb90)
25 Apr	1st 28MHz Cumulative (Feb90)
3 May	1st 28MHz Cumulative (Feb90)
11 May	1st 28MHz Cumulative (Feb90)
2,3 June	HF National Field Day (Feb90)

RSGB VHF CONTESTS

4 Feb	432MHz Fixed/AFS/SWL (Jan90)
11 Feb	70MHz Cumulatives
25 Feb	70MHz Cumulatives
3,4 Mar	144/432MHz (Jan90)
11 Mar	70MHz Cumulatives
25 Mar	70MHz Cumulative/Fixed/SWL
8 Apr	50MHz Trophy Fixed/Single/Multi
5,6 May	432MHz Trophy & SWL
5,6 May	434MHz to 24GHz
19,20 May	144MHz & SWL Single/All others
10 Jun	432MHz CW Single/Multi
10 Jun	432MHz FM Fixed & Open
7,8 Jul	VHF Field Day
28 Jul	144MHz Low Power/SWL
29 Jul	432MHz Low Power/SWL
All Aug	432MHz Activity
12 Aug	1-3 & 2-3GHz Trophies
All Sep	1296MHz Activity
1,2 Sep	144MHz Trophy/SWL
16 Sep	70MHz Trophy/SWL
30 Sep	50MHz CW
6,7 Oct	432MHz - 24GHz SWL & IARU
9 Oct	1-3 & 2-3GHz Cumulatives
17 Oct	432MHz Cumulatives
21 Oct	70MHz CW
25 Oct	1-3 & 2-3GHz Cumulatives
2 Nov	432MHz Cumulatives
3,4 Nov	432MHz CW 8-hr Marconi/RSGB
10 Nov	1-3 & 2-3GHz Cumulatives
2 Dec	144MHz AFS/Fixed/SWL
4 Dec	432MHz Cumulatives

There will be an SWL section in every VHF contest even if not mentioned in rules

OTHER CONTESTS

First Tuesday each month
144MHz Scandinavian VHF/UHF/SHF Activity Contest (Jan89 VHF/UHF)
First Thursday each month
432MHz Scandinavian VHF/UHF/SHF Activity Contest (Jan89 VHF/UHF)
First Monday each month
Microwave Scandinavian VHF/UHF/SHF Activity Contest (Jan89 VHF/UHF)

Dates of publication of rules in RadCom are shown in parentheses

Don't miss the **LARGEST** single day show in the U.K.

NORBRECK

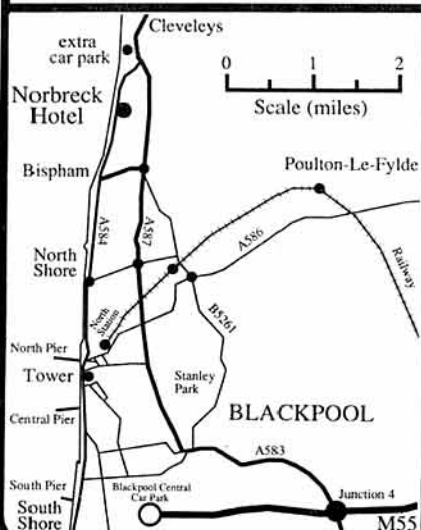
Radio, Electronics and Computing Exhibition

by the Northern Amateur Radio Societies Association at the

NORBRECK CASTLE HOTEL EXHIBITION CENTRE
QUEENS PROMENADE, NORTH SHORE, BLACKPOOL

on Sunday, March 18th, 1990

Doors open at 11 a.m.



- * Over 100 trade stands
- * Bring & Buy stand
- * RSGB stand and book stall
- * Restaurant and Bars
- * Organised by over 50 clubs
- * Free car parking (plus free bus service from extra car park)
- * Overnight accommodation at reduced rates (contact hotel directly)
- * Club stands
- * Amateur Computer stands
- * Construction competition
- * Facilities for the disabled
- * Grand Raffle

RADIO TALK-IN ON S22

Admission £1 (OAP's 50p, under 14's free) by raffle ticket and exhibition plan

Exhibition Manager : Peter Denton, G6CGF, 051-630-5790

Amcomm of London

CALL IN NOW... FOR THE U.K.'s BEST PRICE!



DUAL BAND TRANSCEIVERS

ICOM IC 32E 2/70 3.5W.
ICOM IC 3210E 2/70 Mobile 25W.
ICOM IC 2400E Mobile dual watch and display
ICOM IC 2500E 70/23cm Mobile 25W.
ICOM IC 4700 2/70 h/held 5W twin display
YAESU FT 4700 Mobile 50W dual display
YAESU FT 736R Multimode case c/w 2mtrs 70cms
YAESU FT 736R Multimode case c/w 2mtrs 70cms

RECEIVERS HF/VHF/UHF

YAESU FRG 8800 Gen coverage 150kHz-30MHz Large display.
keypad entry/free tuning.
YAESU FRG 9600 All mode up to 950MHz, 100Mems.
ICOM IC R9000 100kHz-2GHz CRT display 1000 Mems
ICOM IC R7000 25MHz-1000MHz plus 1025MHz-2000MHz 99 Mems
ICOM IC R7000 25MHz-1000MHz & 800-1300MHz
Key pad entry.
AOR 2002 Scanner VHF/UHF 25MHz-550MHz & 800-1300MHz
Full range of Air Band scanners
AOR 3000 Available soon - All mode 100kHz-2036MHz 400 mems
AOR 900 Hand held scanner 6 ranges up to 959MHz 100mems
AOR 900 Hand held scanner 6 ranges up to 959MHz 100mems

TRANSCEIVERS HF

ICOM IC 781 All mode gen.cov.RX. 99 mems 150W. inc
crt display. ATU and PSU.
ICOM IC 765 All mode gen.cov.RX 32 mems 100W inc
internal ATU and PSU.
ICOM IC 751A All mode gen.cov.RX 32 mems 100W.
ICOM IC 735 All mode compact gen.cov.RX 12 mems 100W.
ICOM IC 735 All mode compact gen.cov.RX 12 mems 100W.
ICOM IC 735 All mode compact gen.cov.RX 12 mems 100W.
YAESU FT 767 GX All mode gen.cov.RX. All mode 100W.
YAESU FT 767 MK2 TCVR gen.cov.RX. All mode 100W.
YAESU FT 747 Compact TCVR 100W all mode.

VHF TRANSCEIVERS

YAESU MINI Hand held TCVR multi ch 10 mems to 5W.
YAESU FT 411 VHF TCVR 1-5W H/held.
YAESU FT 212RH 2M mobile FM 45W.
YAESU FT 290R 2 Multimode portable TCVR 2.5W.
ICOM IC 2SE FM handheld 3-7W.
ICOM IC 2GE FM handheld 10 mems 1.5W.
ICOM IC 2 Mini handheld Thumbwheel freq. entry.
ICOM IC 2E FM handheld Thumbwheel LCD 25W.
ICOM IC 228E FM Mobile multi coloured LCD 45W.
ICOM IC 228H FM Mobile multi coloured LCD 45W.
ICOM IC 275E 25W multimode base station c/w int PSU.
ICOM IC 275H 100 Multimode base station, Reqs ext PSU.

TRANSCEIVERS UHF

ICOM IC 4GE FM handheld 3-6W.
ICOM Micro 4 FM Mini handheld 10 mems, LCD 1.5W.
ICOM IC 448E 25W FM mobile with 21 mems.
ICOM IC 475E Multimode base station c/w psu 25W.
ICOM IC 475E 74W base station requires ext psu.
ICOM IC 475H 74W FM handheld 1W.
ICOM IC 1201E 10W FM 23CM mobile 21 mems.
ICOM IC 1201E 10W FM 23CM mobile 21 mems.
ICOM IC 1275 23cm multimode base station c/w psu 10W.
ICOM IC 1275 23cm multimode base station c/w psu 10W.
YAESU FT 712 35W mobile transceiver FM.
YAESU FT 736R 70cms TCVR up to 5W. handheld.
YAESU FT 736R 70cms TCVR up to 5W. handheld.
YAESU FT 790R 70cms portable TCVR multimode 2.5W.

ANTENNA COUPLERS

YAESU FRT 7000 Receiver coupler.
YAESU FC 757 GX Auto coupler.
ICOM AT 100 HF Ant coupler 100W.
ICOM AT 500 HF Ant coupler 500W.
AMTECH 9000 HF (all feeders) 100W.
CAPCO RANGE
MFJ RANGE
TOKYO HP RANGE.

DATONG SPECIALS

AD 270 Active dipole RX antenna for indoor use.
AD 370 Active dipole for outdoor use.
PC1 Gen.cov. converter. Adds full HF coverage to any 2M RX.
FL3 Audio filter c/w auto notch filter.
ANF Automatic tutor, Variable speed and spacing.
D70 Audio Morse tutor, Specify transceiver Pse.
ASP Speech processor (RF) Specify transceiver Pse.

LINEAR AMPLIFIERS HF

YAESU FL 7000 All band amp, solid state c/w fully
automatic ant. coupling.
ICOM IC 2 KL AMP for Auto Band Switching.
ICOM IC 2 KL PS AC power supply.
ICOM IC EX 627 Auto Ant Selector.
AMP RANGE ALL 3-500.



IC 781



IC 735

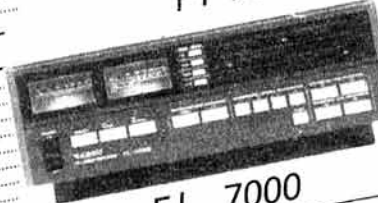


IC 765

YAESU



FT 757



FL 7000



AOR 3000

ANTENNAS HF, VHF/UHF

JAYBEAM RANGE
BANTEX RANGE
CUSHCRAFT RANGE
TONNA RANGE
HYGAIN RANGE
G-WHIP RANGE

LINEAR AMPLIFIERS VHF/UHF

BNOS L144-1-1000 2mts 1W in 100W out.
BNOS L144-3-100 2mts 3W in 100W out.
BNOS L144-10-180 2mts 10W in 180W out.
BNOS L144-3-180 2mts 3W in 180W out.
BNOS L144-10-180 2mts 10W in 180W out.
BNOS L144-25-180 2mts 25W in 180W out.
BNOS LP 144-3-50 2mts 3W in 50W out.
BNOS LP 144-10-5 2mts 10W in 50W out.
BNOS LPM 144-1-100 2mts 1W in 100W out.
BNOS LPM 144-3-100 2mts 3W in 100W out.
BNOS LPM 144-10-100 2mts 10W in 100W out.
BNOS LPM 144-3-180 2mts 3W in 180W out.
BNOS LPM 144-10-180 2mts 10W in 180W out.
BNOS LPM 144-25-180 2mts 25W in 180W out.
BNOS 70cms Full range available.
BNOS LP50-3-50 6mts 3W in 50W out.
BNOS LP50-10-50 6mts 10W in 50W out.
BNOS LPM50-10-100 6mts 10W in 100W out.
BNOS LPM70-10-100 4mts 10W in 100W out.

ANTENNA ROTATORS

AR 200XL Offset head, 3 wire rotary dial.
SU 2000 Bell type rotary dial.
G-250 Kenpro Bell type Twist and switch control.
AR40 CDE Bell type turn and push control.
RC5-1 Create Bell type Rnd Mtr 360 deg varispeed.
G600RC Kenpro Bell type Rnd Mtr 360 deg.
HAM 4 CDE Bell type meter read out.
G800SDX Kenpro Bell type 450 deg varispeed.
G400 Kenpro Bell type Mtr control +/- 180 degs.
KR500 Kenpro elevation meter read out.
KR5400 Kenpro azimuth and elevation dual control.
CD562 Support Bearing CDE type.
AH200AB Alignment Bearing.

POWER SUPPLY UNITS

Complete Range of BNOS both series A and E 12 Volt
from 6 amp to 25 amp in series A.
Series E 5/10E to 30E.
Series E 12/5E to 12/30E.
Series E 24/5E to 24/15E.
Series E 75/7 HD 20 amp.
YAESU FP 757 HD 20 amp.
ICOM ICPS 15 20 amp.
ICOM ICPS30 25 amp cont.
ICOM IC PS45 5w. mode.
ICOM IC PS55 20 amp.
ICOM IC PS60 General use 30 amp.
DRAE 12v/4 amp
DRAE 12v/12 amp
DRAE 12v/24 amp

MORSE KEYS

HK 702 Manual with marble base.
HK 704 Manual std base.
HK 705 Manual std base.
HK 707 Small manual std base.
HK 802/3 Manual solid brass.
MK 702 Single lever paddle.
MK 703 Twin paddle heavy base.
MK 704 Twin paddle without base.
MK 705 Twin paddle with marble base.

COMMERCIAL EQUIPMENT

Full range of ICOM PMR comms equipment fully
approved to buy or hire, call for details.

MICROPHONES

A wide selection from Icom, Yaesu, Heil, and Adonis.

CASH IN NOW, ON OUR HUGE
BUYING POWER!

373 Uxbridge Road, London W3 9RN, Tel: 01-992 5765.
Fax: 01-992 5767 Telex: 24263

WHERE A GOOD DEAL MORE COSTS A GOOD DEAL LESS!
Showroom and Shop opening hours 9.30-5.00pm — Closed Mondays



Amcomm

Q. What do **four Radio Amateurs, a sub-tropical island 600 miles East of North Carolina, and the weekend of March 17th & 18th 1990** have in common?

A. Four* Radio Amateurs will win engraved trophies in the prestigious 1990 Bermuda Contest to be held that weekend. (They will also be provided with round-trip air transportation and accommodation to receive them in beautiful Bermuda in October 1990. See Official Rules for details. See atlas to find sub-tropical Bermuda!)

* One winner each from the United States of America, Canada, The United Kingdom and West Germany.
1989 winners who visited Bermuda in October '89 were N3NT, VE3XN, G4OSY DK8FD.

Bermuda Contest 1990

For the 1990 Bermuda contest rules see *QST Contest Corral*, January 1990 *RadCom* or send an SAE or label and 2 IRCs to The Contest Manager at ...

The Radio Society of Bermuda, P.O. Box HM 275, Hamilton HM AX, Bermuda.

PACKET RADIO FROM THE SPECIALISTS!

Siskin Electronics have a policy of supplying the best range of packet radio equipment available for the radio enthusiast. We have examined the products of many manufacturers and are pleased to be able to offer what must be the widest range of equipment available from just one UK supplier. All prices include VAT and are valid at time of publication.

PACCOMM

TINY-2 with PMS.....£129.00
TNC-320 dual port *In Stock!*.....£179.00
PC-320 dual port PC card.....£189.00
MICROPOWER-2.....£149.00
HANDIPACKET (Le TNC).....£199.00
9600 baud modem.....£ 95.00
REAL TIME CLOCK option.....£ 29.95
MICROSAT PSK MODEM *New!* £ POA

AEA

PK232 best selling multimode.....£289.95
AMT 3 AMTOR/RTTY *New!*.....£169.95
PK232+MAILBOX.....£319.95
PK232 MAILBOX upgrade.....£POA

KANTRONICS

KPC2 HF/VHF with Wefax.....£165.00
KPC4 VHF/VHF dual port.....£242.00
KAM all mode with Wefax.....£285.00
DVR 2-2 two metre data radio.....£ POA
"Smartwatch" real time clock.....£ 29.95

UPDATES

The latest firmware revision with minimal fuss and expense! PHONE FOR DETAILS

PACKET ACCESSORIES

ATARI Portfolio PC *New!*.....£249.99
32K (62256) static ram.....£ 15.00
Custom made audio leads from.....£ 11.95
4 way RS232 switchbox.....£ 24.95
AMSTRAD 464/664/6128 or
PCW 8256/8512/9512 RS232 I/F.....£ 69.95
G3RUH 9600 baud modem.....£ 95.00

TRANSCIVERS/RECEIVERS

HF-225 Gen. Coverage Receiver.....£395.00
Navico AMR 1000 Transceiver.....£247.00
Navico AMR 1000S Transceiver.....£299.00

SOFTWARE (Packet, AMTOR, RTTY & FAX etc.)

We supply suitable software for most computers **FREE** of charge with all TNC purchases.

SATELLITE TV

We have just been appointed official stockists for the exciting range of UNIDEN Satellite TV products! Phone for details or pop in for a demo!

NOTE: All prices plus carriage/P&P

Siskin Electronics Ltd

2 South Street,
Hythe, Southampton,
SO4 6EB.

FAX: 0703-847754

Tel: 0703-207155



TOTAL COMMUNICATIONS

Units 3 and 4, Thornham Hall,
Thornham Magna, Eye, Suffolk IP23 8HA
Tel: 0379 838333

PYE UHF EUROPA 420-470MHz, 3 or 6 channels, choice of 5. £30 EACH + £3 P+P
PYE OLYMPIC high band AM, 160-174MHz, choice of 25. £20 + £3 P+P
PYE BASE 414-412 UHF, 450-470MHz, choice of 33. £30 + £7 P+P
PYE CAMBRIDGE power supply 12V10A £10 + £2.50 P+P
PYE F30 BASE TX + RX high band AM, 150-174MHz, choice of 62. £25 EACH + £10 P+P
PYE F30 BASE TX + RX low band AM, 70-90MHz, choice of 3. £25 EACH + £10 P+P
PYE F30 UHF TX + RX 420-470MHz, choice of 69. £25 EACH + £10 P+P
PYE FBW UHF, 420-470MHz, choice of 12. £20 EACH + £10 P+P
PYE PF2 hand held UHF, 420-445MHz, choice of 7. C/W Batts. £20 + £3 P+P
PYE PF2 FM hand held high band FM, choice of 5. C/W Batts. £20 + £3 P+P
PYE PF2 FM low band FM, choice 3. £20 EACH + £3 P+P
PYE PFS UHF, 440-466 MHz, choice 7. £20 EACH + £3 P+P
STORNO 600 (612 ex carphones), high band FM, 159-165MHz. £10 EACH + £3 P+P
PYE WESTMINSTERS high band AM, choice of 47. £12 EACH + £3 P+P
ITT SETS high band FM. £15 EACH + £3 P+P
BATTERY CHARGERS for Motorola HT220. £15 EACH + £3 P+P
PYE PFI RX + TX. £10 per pair + £3 P+P
BATTERY CHARGERS for PFI £10 + £3 P+P. For PF9 £8 EACH + £5 P+P. For Storno 800 £15 EACH + £4 P+P
PYE UHF SIGNAL GENERATOR type SG5U. £20 EACH + £7 P+P
MOTOROLA MAXAR UHF, 420-470MHz. £30 EACH + £4 P+P
MOTOROLA HAND/HELD HT220, high band FM. £25 EACH + £3 P+P

Please allow 21 days for delivery following clearance of cheques.

KANGA'S QRP KITS

KITS FOR THE AMATEUR, BUDDING AMATEUR OR THE LISTENER
(some kits are supplied semi-complete)

Sudden DC RX.....£17.95	Oner Transceiver.....£27.50
Dummy Load.....£10.95	Crystal Marker.....£13.95
Morse Oscillator.....£12.95	Iambic Keyer.....£16.95
LCK Transceiver.....£65.00	Dual Band TX.....£28.95

Please add £1 for p&p
Send large S.A.E for free catalogue or call 0303 276171
3 LIMES ROAD, FOLKESTONE, KENT

BLUE ROSE ELECTRONICS

Full range SMD R's, C's, Transistors and IC's
SMD 'Starter Kit' a 0.5W AF Amp **£6.80**. Protoboard **£1.65**.
SMD Assembly Jig **£16.50**. A 15 page catalogue & kit list **£1.00**.
BRE, 538, Liverpool Rd, Great Sankey, Warrington WA5 3LU.
Mail Order. Callers by app. Tel: 0925 72 7848

QUARTZ CRYSTALS

QuartzLab MARKETING LTD

P.O. Box 19 Erith Kent DA8 1LH

Tel: (0322) 330830 Fax: (0322) 334904

Telex: 8813271 GECOMS—G
(Attention QUARTSLAB)
An SAE with all enquiries please
PRICES NOW INCLUDE VAT

STOCK CRYSTALS

CRYSTALS FOR 2 METRES
HC25 £2.70 FOR ONE CRYSTAL OR £2.50 EACH FOR 2 OR MORE
TX CRYSTALS 12MHz 30 & 40pF
44MHz Series Res
14/15MHz 30pF
Scanner Crystals
(SR9 crystals £3.45)
22.00, 38.666, 42.000, 96.000, 116.000
HC6 £2.80 FOR ONE CRYSTAL £2.60 EACH FOR 2 OR MORE
TX CRYSTALS 4MHz
44MHz Series res R0-R7, S11, S20-23 and S32
4 METRE CRYSTALS FOR 70.26 IN HC6/U AT £2.80 each
TX 8.78250 RX 29.78000
70CM CRYSTALS £6.50/pr or £3.30 each
For Pye PF1 PF2 & PF70 series Wood & Douglas and FDK MULTI U11
SU20 RB0 RB1 RB2 RB3 RB4 RB5 RB6 RB7 RB8 RB9 RB10 RB11
RB13 RB14 RB15, ALSO FOR MULTI U11 ONLY SU16 SU18
CONVERTER CRYSTALS IN HC18/U AT £3.30 each
FREQUENCY STANDARDS £3.70 each
HC6/U 1000kHz 10.000MHz
HC18/U 1000kHz 7.000MHz 10.000MHz 10.700MHz 48.000MHz 100.000MHz
TONEBURST, I.F. & MPU CRYSTALS IN HC16 £2.60 each
7.168 MHz (For 1750 Hz Tone), 10.245 (For 10.7 I.F.)
3.2768 4.000 5.0688 10.2450 15.0000
YAESU CRYSTALS FOR FT101's FT901 & etc £4.60 each
Many available ex stock (A list is available on request pse send S.A.E.)

Full list available on request, please send SAE
PRICES NOW INCLUDE VAT

MADE TO ORDER CRYSTALS

FUNDAMENTALS
FREQUENCY RANGE PRICE
1 TO 1.5MHz £12.40
1.5 TO 2.0MHz £5.90
2.0 TO 6.0MHz £5.50
6 TO 21MHz £5.25
21 TO 25MHz £7.50
OVERTONES
FREQUENCY RANGE PRICE
3rd OVT 21.00 TO 65.00MHz £5.25
5th OVT 60.00 TO 110.00MHz £5.90
5th OVT 110.00 TO 125.00MHz £8.60
7th OVT 125.00 TO 175.00MHz £11.60
DELIVERY
2.0 TO 175.0MHz 2 weeks approx. 1 TO 1.499MHz 3 to 4 weeks
Unless otherwise requested fundamentals will be supplied for 30 pf load capacities and overtones for series resonant operation.
HOLDERS - PLEASE SPECIFY WHEN ORDERING - else HC25/U supplied for XTALS above 3MHz
HC6/U & HC33/U 1-175MHz
HC18/U & HC25/U 2-175MHz
HC17 Add £0.50 HC45 Add £3.75
DISCOUNTS Price on application for 10 + units to same frequency/spec or bulk purchases of mixed frequencies.
COMMERCIAL CRYSTALS: available on fast delivery and at competitive prices
EMERGENCY SERVICE: FOR XTALS 1 TO 175MHz. Add the surcharge for each XTAL. Days refer to working days. 4 days + £12. 6 days + £7.8 days + £5. 13 days + £3.
CRYSTAL SOCKETS HC25 £0.25 ea. HC6 £0.30 ea. MINIMUM ORDER CHARGE £1.50 unless ordered with crystals.
TERMS: Cash with order post inc. to UK & Ireland. Cheques & PO's to QSL LTD

PRICES NOW INCLUDE VAT

SPECIAL OFFER

AOR 2002

25-550 — 800-1300 MHZ



FANTASTIC
VALUE

£459.00

INC P.S.U.

ALSO AVAILABLE

AOR 900 — 108-174 MHZ, 225-490 MH

AM-FM 830-950 MHZ

HANDHELD SCANNER
IN CHARGER £229.00

NEW MODELS

AOR 2515 5 MHZ-1500 MHZ

62 Banks of 32 channels each scanning 32 channels per sec. $3\mu\text{V}$ sensitivity VHF AM/AFM. Very impressive radio, same size as the AOR 2002

NOW AVAILABLE £579.00

KENWOOD TH 75 dual band handheld 2/70.....£395.00

KENWOOD TM 701 dual mobile RC20 + interface available.....£475.00

YAESU FT 470 dual band handheld, 2 mtr + 70 cms.....£385.00

ALL YAESU STOCKED — PLEASE CALL

191 FRANCIS ROAD,
LEYTON, LONDON E10 6NQ.

TELEX 8953609 LEXTON G
PHONE 01-558 0854 01-556 1415
FAX 01-558 1298

STANDARD AUTHORISED DEALER



AX 700

50-904.995 MHZ
Panadaptor Display

£575.00

ALSO AVAILABLE

The now famous C500 dual band inc empty battery case.....£375.00
C150 available, 2 mtr.....£230

DRESSLER ACTIVE ANTENNAS

ARA 900 ACTIVE ANTENNA



50MHz to 1300MHz
Gain 17dB Typical
TECHNICAL SPECIFICATIONS
FOR ARA 900

Gain: 17dB Typical (14-17dB)
Frequency Range: 50-1300MHz
Noise Figure: 1.5dB below 300MHz
2.0dB below 350MHz
2.7dB below 400MHz
3.0dB below 500MHz
3.8dB below 650MHz
4.6dB below 1300MHz
Intercept Point 3rd Order +18dBm at Input
Post £3.00 or Securcor £7.00 extra

'N'-TYPE £159.00

PL259 - £139.00

ARA 30 ACTIVE ANTENNA

50 kHz . . . 40 MHz WITH LIMITED
PERFORMANCE UP TO 100MHz

Professional electronic circuitry with very wide dynamic range. Meets professional demands both in electronics and mechanical ruggedness. 1.2m long glass fibre rod. Circuit is built into waterproof 2.5mm thick aluminium tube. Ideal for commercial and swi receiving systems. £129. See review in Practical Wireless August 1985 issue p.35. Both antennas come complete with 7 metres of cable, interface power supply and brackets.

£129

OPEN MON-SAT 9AM-5.30PM
INTEREST FREE HP FACILITIES AVAILABLE
ON MANY ITEMS
PROMPT MAIL ORDER
Prices correct at time of going to press. Please phone for latest quote.

KENWOOD

TS 680 HF + 6 MTR
INC: MICROPHONE

£895.00



TS 440
INC AUTO ATU

£1,150.00



R 5000.....£799
R 5000 inc ARA 30.....£899

ICOM

ICOM R7000 inc ARA 900.....£999.00

ICOM R71 inc ARA 30.....£855.00

ICOM R9000 inc ARA 30 + ARA 900,

excellent value.....£3,899.00

ICOM IC 781.....CALL

ICOM IC 765.....CALL

ICOM IC 735.....CALL

ICOM IC 725.....CALL

ICOM IC 228 + H.....CALL

ALL OTHER ICOM STOCKED — PLEASE CALL

**FULL RANGE OF CELLULAR PORTABLE
AND CAR PHONES SUPPLIED & FITTED**

DUE TO COMPANY EXPANSION WE NOW HAVE TWO
NEW LOCAL AGENTS YOU MAY CALL ANYTIME FOR
SALES OR INFORMATION:

STUART, (BROMLEY, KENT) 01-466 5199, 0860 634526
TERRY, (BIGGLESWADE, BEDS) 0767 316431

ANTENNES TONNA (F9FT)

THE VHF/UHF ANTENNA SPECIALIST

50MHz	144/435MHz	POWER SPLITTERS
5 element.....£50.71(a)	9x19 element Oscar.....£61.07(a)	2 way 144MHz.....£48.36(b)
144MHz	1250MHz	4 way 144MHz.....£57.53(b)
4 element.....£29.39(a)	23 element.....£32.29(b)	2 way 435MHz.....£45.69(c)
4 element crossed.....£37.26(a)	4x23 ele - stacking frame -	4 way 435MHz.....£55.36(c)
9 element fixed.....£33.12(a)	power splitter.....£175.00(a)	2 way 1250MHz.....£38.35(c)
9 element portable.....£35.19(a)	1296MHz	4 way 1250MHz.....£43.36(c)
9 element crossed.....£52.10(a)	23 element.....£32.29(b)	2 way 1296MHz.....£38.35(c)
13 element.....£49.06(a)	4x23 ele - stacking frame -	4 way 1296MHz.....£43.36(c)
17 element.....£66.24(a)	power splitter.....£175.00(a)	2 way 2300MHz.....£38.35(c)
435MHz	55 element.....£49.27(a)	4 way 2300MHz.....£43.36(c)
9 element.....£30.43(a)	4x55 ele - stacking frame -	ANDREW HELIAX
19 element.....£36.64(a)	power splitter.....£250.00(a)	LD4-50A.....£4.70/m
19 element crossed.....£42.44(a)	2300MHz	'N' Connectors.....£16.80(c)
21 element 432MHz.....£47.61(a)	25 element.....£43.47(b)	TELESCOPIC MASTS - STACKING
21 element ATV.....£47.61(a)		FRAMES - COAXIAL CABLE -

All prices include VAT. Please add carriage (a) £5.00 (b) £2.20 (c) £1.20 U.K. MAINLAND ONLY. ACCESS or VISA cardholders telephone your order for immediate dispatch. Callers welcome, but by telephone appointment only, please. Send 50p for our catalogue which contains the full specifications.

RANDAM ELECTRONICS (R) SOLE U.K. DISTRIBUTOR
FREEPOST, ABINGDON, OXON, OX14 1BR. Tel: (0235) 23080 (24Hrs)



Guide to Utility Stations 1990

8th edition ISBN 3-924509-90-5
502 pages £22 or DM60

This unique manual covers the complete shortwave range from 3 to 30 MHz, plus the adjacent frequency bands from 0 to 150 kHz and from 1.6 to 3 MHz. It is the only publication in the world with up-to-date frequencies for the current sunspot maximum — published **NOW** and not five years too late! Latest technical developments such as the multitude of new ARQ and FEC teleprinter systems are covered exclusively by our UTILITY GUIDE. Sophisticated operating methods and regular overseas monitoring missions (1989 for months in Dominica, Indonesia, Malaysia, Singapore and Somalia) complete our bestseller. The completely revised new edition includes a frequency list with 17740 frequencies, and a call sign list with 3285 call signs. Up-to-date schedules of FAX meteo stations and RTTY press services are listed both alphabetically and chronologically. Abbreviations, addresses, codes, definitions, explanations, frequency band plans, international regulations, modulation types, NAVTEX schedules, Q and Z codes, station classes, telex codes, etc — this reference book lists everything. Consequently, it is the ideal addition to the World Radio TV Handbook for the "special" stations on SW!

Further publications available are the Guide to Facsimile Stations (9th edition) as well as the Radioteletype Code Manual and the Air and Meteo Code Manual (10th editions). We have published our international radio books not only since yesterday but for 20 years. They are in daily use at equipment manufacturers, monitoring services, radio amateurs, shortwave listeners and telecommunication administrations all over the world. Please ask for our free catalogue, including recommendations from all over the world. All manuals are published in the handy 17 x 24cm format, and of course written in English.

Do you want to get the total information immediately? For the special price of £80 or DM220 (you save £14 or DM40) you will receive all our manuals and supplements (altogether more than 1,400 pages!) plus our new CASSETTE TAPE RECORDING OF MODULATION TYPES. Our prices include airmail to anywhere in the world. Payment can be by cheque, cash, International Money Order, or postgiro (account Stuttgart 2093 75-709). Dealer inquiries welcome — discount rates and pro forma invoices on request. Please mail your order to

Klingenfuss Publications
Hagenloher Str. 14
D-7400 Tuebingen
Fed. Rep. of Germany
Tel: 01049 7071 62830

TENNAMAST FOR TILT-OVERS

GM60AL and GM4VHZ

Our wind up, tilt-over Tennamasts are ideal for HF and VHF beams. Designed and professionally built by amateurs for amateurs, they are safe and easy to use, slim, elegant and economically priced from £190. Immediate delivery.

BEAM KITS Homebrew your own GM4UTP 5 Band Quad or VK2ABQ Beam with our low cost kits.

Call **05055 3824** (24 hours) for
Brochure and Info plus
friendly technical advice

TENNAMAST SCOTLAND
81 Mains Road, Beith, Ayrshire KA15 2HT



Photo Acoustics Ltd.

Radio Communications • Audio Visual
58 High Street, Newport Pagnell, Bucks. MK16 8AQ.
Tel: (0908) 610625

NEW-NEW-NEW-NEW-NEW-NEW KENWOOD TS950S/SD



This superb new top of the range HF all band, all mode transceiver from Kenwood is NOW IN STOCK. The 950 comes in two models, the 'S' version which is the basic version and the 'SD' version which is the top of the range will all the options fitted. For further information on this super transceiver please ring or drop in for a personal demonstration. TS950S = £2499.00 TS950SD = £3199.00

NEW-NEW-NEW-NEW-NEW-NEW YAESU FT1000

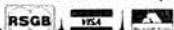


Yaesu's competitor to the Kenwood TS950S, this HF all band, all mode transceiver has Dual displays, dual receiver front ends which allows simultaneous reception and display of two different frequencies, even in different modes with different IF bandwidths. Please ring for a leaflet on this top of the range receiver from Yaesu.

FT-1000 = £2995.00

We are authorised Dealers for Kenwood, Icom, Yaesu and Standard equipment. All our new equipment is covered by a 12 months parts and Labour warranty and backed up by our comprehensive workshop facilities. We also offer full service facilities for most makes of PMR equipment. Please ring for details.

OPENING HOURS:- MONDAY-FRIDAY 9.30-5.30pm, SATURDAY 9.30-4.30pm.



QUALITAS RADIO

High performance VHF/UHF GaAsFET preamplifiers by Landwehr Electronic of West Germany

- ★ Professionally manufactured and individually calibrated 2m and 70cm preamplifiers
- ★ Very low noise figure, ideal for satellite communications
- ★ Very low insertion loss ★ Very high stability
- ★ Superb large signal handling
- ★ Maximum transfer power with ptt operation; 750 watts
- ★ Maximum switchable power in vox operation; 150 watts
- ★ In weatherproof aluminium diecast box for masthead use
- ★ High quality male N connectors
- ★ Supplied with mast clamps

MODEL NO	FREQ RANGE	NOISE FIGURE	GAIN (dB)	IP3 (dBm)	PRICE (inc. VAT)
145MA	144-146	<0.7dB	17-20	-3	£119.00
145MAS	144-146	<0.5dB	17-20	-3	£137.00
435MA	430-440	<1.1dB	16-19	-3	£142.00

Every preamplifier is precision calibrated at the Landwehr factory using the very latest Hewlett Packard Network Analyser HP8753A and S Parameter Test Set HP85046.

WRITE OR CALL FOR FREE DATA SHEET.

Above prices include VAT, but add £3.00 for post and packing. Make cheques payable to **QUALITAS RADIO**. VISA and ACCESS accepted.

Landwehr Electronic preamps are available exclusively through **QUALITAS RADIO**, 23 Dark Lane, Hollywood, Birmingham, B47 5BS. Tel: 021 430 7267.

QUALITAS RADIO

★ **SERVICE MANUALS** ★
★ Available for Colour Televisions, Mono Televisions, Video Recorders, Audio ★
★ Equipment, Music Systems, Car Radios, Cameras, Test Equipment, etc etc ★
★ Over 100,000 stocked, originals and photostats. ★
★ LSAE Enquiries with Make/Model wanted ★
★ FREE catalogue Unique Repair and Data Guides for LSAE ★
★ **MAURITRON (RC)** ★
★ 8 Cherry Tree Road, Chinnor, Oxfordshire, OX9 4QY ★
★ Telephone: (0844) 51694 office hours. Fax: (0844) 52554 anytime ★

VALVES VALVES VALVES

The following valves in matched pairs 6JS6/C, 6KD6, 6JB6/A, 6LQ6, 6HF5, 6146A, 6146B. YES the 6JS6/C is Japanese and works in the FT101. Most amateur radio valves including difficult to obtain types **EX STOCK**. Quotations without obligation. If we don't stock your type we may be able to import for you, PLEASE ENQUIRE, REMEMBER over 200 types **EX STOCK**. See for list. 'Phone for assistance re types suitable for your equipment. USA and Jap manufacture of popular types available.

DON'T DELAY 'PHONE TODAY 045 75 6114, G4AZM
Wilson, Peel Cottage, Lees Road, Mossley, Lancs OL5 0PG

Send for your

Jaybeam

POCKET ANTENNA HANDBOOK


This FREE 52 page Handbook has stacks of useful info on such matters as stacking and buying, circular polarisation, repeaters, beacons and band plans as well as full specifications on the Jaybeam range of HF, VHF, UHF and SHF antennas, all of which we can supply on fast delivery! For full pack inc. Handbook, please send 30p stamps (it's heavy).

For advice call John or Dave G1RVX
on 0604 37769



Sole Agent Northants,
52 St Andrews Street,
Northampton.

(Next to North Bucks Home
& Garden Centre)



AH ELECTRONICS

Est. over 20 years

RACAL RA17 Mk2 RECEIVERS all checked and serviced in our own workshop, offered with a 6 months warranty (full spec. on this superb receiver on request.) £260.00 buyer to collect by arrangement.

RACAL RA117E COMMUNICATIONS RECEIVERS 1 to 30MHz in 30 1MHz bands, later version to the above RA17, better sensitivity calibrated 'S' meter, extra mixer stage for use with synthesiser if required, a real connoisseur's receiver supplied in as 'new condition' at £450.00, a few slight marks £400.00, buyer to collect.

RA218 SSB ADAPTOR for use with the RA117E Receiver in as new condition £150.00 Carriage £20.00.

AVO 8 Mk5 MULTIMETERS used but in excellent condition with leads and case all meters have been calibrated. Superb buy at ONLY £85.00, carriage £10.00.

AVO MINOR MULTIMETERS (list price over £80.00) our price unused £40.00 used tested £20.00 p.p £2.00.

CT436 OSCILLOSCOPES DC to 6MHz bandwidth 23 valves, size 10 x 9 x 14" deep with copy of manual, all in excellent condition, ONLY £70.00, carriage £15.00.

D465 TEKTRONIX OSCILLOSCOPES DC to 100MHz bandwidth, usable to over 160MHz, all solid state portable unit supplied in excellent condition size 11 x 6 x 16" deep, £400.00, carriage £15.00.

CT402 SIGNAL GENERATORS (this is the services version of the MARCONI TF995A2 generator) fitted in a sealed metal case, size approx 17 x 20 x 10", frequency range 1.5MHz to 220MHz AM/FM, supplied in v/good condition, with leads, attenuators and matching pads etc. BARGAIN at ONLY £90.00, carriage £15.00.

MARCONI TF 2015 SIGNAL GENERATORS 10 to 510MHz AM/FM all solid state small size 10 1/2 x 5 x 10", from £295.00.

ICOM BP2 BATTERIES used tested £5.00 p.p. 80p.

AMPLIVOX ASTROLITE HEADSETS with Boom Mic, as new £15.00 p.p. £2.00.

FM TUNER HEADS 88 to 108MHz. 10.7MHz IF output, 4 transistors, could possibly be modified to airband (no info) unused only £6.00 p.p. £1.50.

MAGNETIC DEVICES AERIAL RELAYS as used in PYE W15, W30, AM10 radiotelephones, new unused 2 for £3.00. p.p. £1.00.

SCOTCH 224DP HI-FI 1/4" recording tape 1200ft on 5" reels in library box brand new unopened boxes only £2.00 ea. p.p (£1.00 up to 5 off) box of 10. £19.00 post paid.

CALL 0788 76473

151A BILTON ROAD, RUGBY, WARWICKSHIRE CV22 7AS

Shop open Monday-Saturday 9.30-1pm. 2.30-5pm. Closed Wednesday.

STEPHENS-JAMES LTD.



47 Warrington Road, Leigh, Lancs WN7 3EA. Telephone (0942) 676790
Turn at the Greyhound Motel on the A580 (East Lancs. Road).



LANCASHIRE & THE NORTH WEST'S LEADING RETAILER IN AMATEUR RADIO.

ANTENNA RANGE

Cushcraft	
A3 3 Element Tribander Beam	£329.00
A3 4 Element Tribander Beam	£353.35
10-3CD 3 Element 10m Monobander	£115.04
15-3CD 3 Element 15m Monobander	£139.70
20-3CD 3 Element 20m Monobander	£238.21
AP8 8 Band Vertical 25ft High	£164.35
AP5 5 Band Vertical 25ft High	£123.36
18 Element 2m Boomer Antenna	£106.59
15 Element 2m Boomer Antenna	£85.26
Ringo Ranger 2m antenna	£42.95
R5 New 5 Band Vertical Roof Mounting	
No Radials	£259.00
D3W 10-18.24 MHz Rotary Dipole	£159.00
Butternut	
HF6VX 6 Band Vertical Antenna	£159.00
HF2V 80/40 meter Vertical	£142.00
All Butternut accessories available	
Hy-Gain Antenna Range available	
Jaybeam	
TB3MK3 3 Element Tribander	£348.85
TB2MK3 2 Element Tribander	£234.60
TR1MK3 Rotary Triband dipole	£117.30
VR3MK3 Triband Vertical	£81.65
DB4 4 & 5 Element Beam	£129.37
4Y6m 6m 4 Element Beam	£54.05
5 Element 2m Yagi	£20.53
8 Element 2m Yagi	£26.28
Antenna Tuning Units	
Kenwood AT230	£208.00
MFJ 962B 1.5 kW Versatuner	£241.00
MFJ 949C 300W Versatuner	£157.00
MFJ 300 Watt Basic ATU	£105.00
MFJ 1601 Random Wire Tuner	£42.00
Global AT1000 SWL Antenna Tuner	£69.00
Weiz	
D130N 25-1300 MHz Discone Antenna	£79.00
DCP5 5 band trappes vertical with radial kit	£195.00
DCP4 4 band vertical	£145.00
Full Range of SWR/Power Meters, Antenna Traps, Insulators, etc	
Full size G5RV Antenna	£16.50
Half size G5RV Antenna	£14.50
Carriage/Postage at cost	

Kenwood Range

TS950S HF Transceiver	£3,200.00
TS940S HF Transceiver	£1995.00
AT940 Automatic Antenna tuner	£244.88
SP940 Speaker with filters	£87.55
TS440S HF Transceiver	£1138.81
AT440 Automatic Antenna tuner	£144.82
PS50 20 amp power supply	£222.49
TS140S HF transceiver	£862.00
PS430 power supply	£173.78
AT250 Automatic Antenna tuning unit	£366.00
AT230 Antenna tuning Unit	£208.67
TL922HF Linear amplifier	£1495.00
MC50 Base station microphone	£46.00
MC60A De Luxe desk microphone	£88.22
TR751E 2m Multimode Mobile Transceiver	£599.00
TM2550E 45 watt 2m Transceiver	£465.00
TS680S HF + 6m Transceiver	£995.00
TM721E FM Dual Bander	£699.00
TH25 2m FM Handheld Transceiver	£258.00
TH205E 2m FM Handheld Transceiver	£215.00
TH215E 2m Handheld FM Transceiver	£252.00
TH405E 70 cm Handheld FM Transceiver	£288.00
RS000 General coverage receiver	£875.00
VC20VHF Converter 108-174MHz	£167.21
R2000 General coverage receiver	£595.00
VC10VHF Converter 118-174MHz	£161.95
HS5 De Luxe headphones	£37.54
LF30A Low Pass Filter	£34.00
TM231E 50 Watt FM 2M mobile	£289.00
TM431E 35 Watt FM 70cm mobile	£318.00
TM701E Dual Bander 25 Watt	£469.00
RZ1 Wide Band Scanner	£465.00

"TEN TEC"

We are pleased to announce we are the northern stockist for the full Ten Tec range
"PARAGON" Transceiver + General Coverage £1839.00
"CORSAIR" amateur band transceiver £1200.00
"ARGOSY" mobile transceiver £589.00
"CENTURY" CW only transceiver £399.00
New Model "Omni II" Amateur Bands Only Transceiver
Full range of accessories, Psu's — Filters — Microphones.

Receivers

AR2002 Scanning receiver covering 25-550MHz and 800-1300MHz	£487.00
R535 Aircraft Bands receiver covering 108-143 and 220-380MHz	£249.00
R537 Handheld Aircraft Band Receiver	£69.50
Antennas and accessories for above stocked.	
HF225 General Coverage Receiver	£395.00
AR900 UK Scanner	£235.00
WIN108 Handheld Scanning Airband Receiver	£175.00
AOR 800E Hand Held Scanning FM-AM Receiver 75-105MHz, 118-136MHz, 140-174MHz, 407-495MHz, 830-950MHz	£199.00
New Model Jupiter MkII Hand Held Scanner	£299.00
Dalong Range	
AD370 Outdoor Active Antenna	£77.62
AD270 Indoor Active Antenna	£58.22
D70 Morse Tutor	£63.40
MFJ Accessories Range	
MFJ1701 6 way Antenna switch	£30.72
MFJ910 Mobile Matching Unit	£20.42
MFJ300 watt dummy load	£26.35
MFJRF Noise Bridge	£63.10
MFJ 815 2KW Cross needle SWR/Power meter	£57.32
Daiwa	
CS201 2 way Ant Switch	£14.00
CS4 4 way Ant Switch BNC Sockets	£30.39
NS660P 1.8-150MHz + PEP Meter	£115.00
Rotators	
GS400C	£169.00
GS600C	£219.00
Daiwa MR 750E	£254.00
CDE AR40	£168.72
CD 4511	£219.00
Emulator 105TSX	£159.00
Power Supplies	
PS120M 3-15V variable 12AMP max	£79.50
PS30MX 30AMP PSU	£129.50
Stockist for Heil microphones, Mirage amplifiers, Global Publications by RSGB and ARRL.	
Post/carriage charged at cost.	
Our secondhand list is updated daily. Please send SAE for this or any information.	
Shop Hours 9.30 to 5.00 pm Mon, Fri. 4.30 pm Sat	

LOUDENBOOMER

400w o/p, Mains Powered, 9 Band H.F. Linear.

Introductory Offer only £499, direct from the designers and manufacturers:
S.R.W. Communications Ltd, ASTRID House, The Green, Swinton, MALTON, North Yorkshire YO17 0SY. Tel: Malton (0653) 697513

Please write or 'phone

Steve Webb G3 TPW
for more details and leaflets.

PROCOMM (UK)

Cash paid for used Amateur Equipment. Part exchange welcome.

SAE for stock list

9am-9pm, Mon-Sat. 0235 32653. 0860 593052.

Callers by appointment please: 102 Larkhill Rd, Abingdon, Oxon.

CASH — CASH — CASH — CASH

COMPUTERS AND RADIO

Improve computer decoding of RTTY, CW & SSTV signals with our audio filters

RTTY only or CW only (unboxed but fully built & tested)	£7.00
RTTY/CW (ditto and with tuning LED)	£13.50
CONSTANT LEVEL AMPLIFIER	£8.00
RMS-3 THE FILTER RTTY/CW/SSTV with AGC in one superb unit	£35.00
When ordering above units, please state software supplier. This will enable us to supply correct filters.	
TERMINAL UNITS RECEIVE ONLY (RTTY/CW)	£45.00
The above units provide Audio, TTL and OCL outputs on RX. The output level is constant and full output is achieved with inputs between 10mV and 5v of audio.	

SPECTRUM 128 + 2

CASSETTE PORT ADD ON. Enables owners of the Spectrum 128 + 2 to run existing programmes which require the audio signal being fed into the cassette port. There is no need to open the computer, simply connect to the expansion port £19.50

For further details of these and other products, send a sae or see earlier advertisements.

J.&P. ELECTRONICS LTD.

Unit 45, Meadowmill Estate, Dixon Street, Kidderminster DY10 1HH
Telephone: (0562) 753893

S.E.M.

UNIT R, UNION MILLS, ISLE OF MAN
Telephone: (0624) 851277

TWO NEW PRODUCTS FOR 1990

FIRST... a receive aerial matching unit

We have been asked for this many times and here it is.

With modern receivers wide band aerial amplifiers correct aerial matching is important, but MORE IMPORTANT is that the matching is achieved with a high selectivity circuit which will reject unwanted signals and prevent cross modulation and overloading. This is just what we have produced, covering 1.5 MHz to 30 MHz.

HI-Q AERIAL MATCHING UNIT £65.00 (inc VAT and delivery)

NEXT... S.E.M. Q.R.M. ELIMINATOR MK II



It is over 2 years since we first produced these unique units with 1,000s now in use, worldwide.

The Mk II redesigned version covers 100 KHz to 60 MHz and can ELIMINATE ANY LOCAL INTERFERENCE. This, of course, includes LOCAL STATION, so you can phase out local ones and hear the more distant ones that are on the same frequency as well as removing next doors noisy thermostat, TV, computer or whatever.

You can transmit through it and the price remains the same —
£85 Incl. VAT and delivery

DTI APPROVAL TO CONVERT MULTIMODE CB's TO 10M

For licenced amateurs only, rigs accompanied by the DTI written authority to possess and convert

CB to 10 FM Conversion Boards, for CB's with LC7136/7 and TC 9119 PLL's to give 29.31-29.70 MHz. Built and aligned board type SC29 £18.50. Or send your rig and we'll fit it £35 inc. P&P. For rigs with MM 55108 use SC29F board, £31.50 fitted inc. carriage.

Multimode CB 10M conversions, kits from £23 to £49.50 dependent on rig type. Fitted from £25 to £75 dependent upon type.

FM Conversions for Yaesu rigs, FT 101, FT 107, FT 707 etc. For rigs with AM. Built and tested boards £64. Or send your rig and we'll fit them £130 inc., return carriage.

FM Board for HF receivers, R600, R1000, FRG7000 etc. Type FD455 demodulator board £7.50. Type NS 1000 noise squelch board £14.

MANY OTHER KITS FOR AMATEUR AND CB
SEND SAE FOR LIST PLEASE

VAT & P&P INC PRICES
Delivery within 14 days if
available
24 hr answering

SHOP TIMES:
9 am-1pm & 2 pm-5 pm TUES-FRI
9 am-1pm & 2 pm-4 pm SAT
CLOSED SUNDAY & MONDAY

SPECTRUM COMMUNICATIONS

MANUFACTURERS OF RADIO EQUIPMENT AND KITS



UNIT B6, MARABOUT INDUSTRIAL ESTATE,
DORCHESTER, DORSET. TEL: 0305 62250



WEATHER MONITORING

**MODELS TO SUIT
ALL REQUIREMENTS**



HOME, SCHOOL, CLUB, INDUSTRIAL.

- WIND DIRECTION
- WIND SPEED
- GUST ALARM
- GUST SPEED
- RAINFALL
- SUNSHINE
- BAROMETRIC PRESSURE
- OUTSIDE TEMPERATURE
- MIN-MAX TEMPERATURE
- RELATIVE HUMIDITY
- TIME
- WOODEN CABINET
- MAINS & 12-24V DC
- 10 x 5 x 2 1/4 in (38 x 25.5 x 6cm)

FROM ONLY £159.00 + VAT inc P&P



Available direct from manufacturers

**R&D ELECTRONICS, 318A NORTHDOWN RD
MARGATE, KENT CT9 3PW TEL: (0843) 221622**

PRACTICAL WIRELESS PW

**Into the 1990s
with Practical
Wireless!**

Practical Wireless...

known to all of its friends as *PW* has re-launched into the 1990s with a strong new editorial team. New features, new projects, new ideas but not leaving behind many old favourites.

★ Interested in Ten Metres ?

What goes on up there?...Find out in our new special feature for everything on Ten.

★ Home brewing your style?

PW kicks off into the new decade with new ideas and lots of interesting constructional projects. Amateur radio ideas, transmitting projects, short-wave receiving, test gear and ancillary equipment.

We show you how to build them in *PW*!

Regular "state of the art" features. Read about the latest technology.

★ Favourites such as...

"Antenna Clinic", "Understanding Circuit Diagrams", "Swaps Page".

Famous faces, famous calls...see them all along with the new features, in *PW*.

★ Prize puzzle competitions every month.

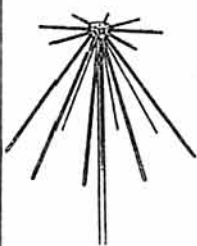
Have a go and win a prize before the rest of the family do! Crosswords, wordsearch... providing a lot of fun and great prizes!

More pages, better, brighter paper along with a new crisp presentation style provide, at £1.60, the best value-for-money radio communications magazine for the radio enthusiast of the present and the future.

★ TUNE TO THE FUTURE WITH PW - INTO THE 90s!

PW Publishing Ltd., Enefco House, The Quay, Poole, Dorset BH15 1PP. Tel:(0202) 678558

REVCO



The UK's favourite discone composed of traditional British quality engineering. The REVCO works well without exaggerated advertising claims. It is designed to cover 50 to 500MHz, and thousands of satisfied users will testify to its efficiency. Unlike some manufacturers we do not claim a wider frequency coverage, and we do not quote inflated figures for gain. A gain figure is meaningless unless the reference point is stated. Optional vertical whip feature: It is possible to fit a vertical whip section to a discone. We do not want to give you the "hard sell" where this vertical element is concerned, but there is some evidence that it may improve the performance of the antenna around the resonant frequency of the whip. That's why we make it an optional feature. Another option is the N-type connector instead of the popular SO239. N-types give a better UHF performance, but they cost a bit more. The choice is yours. Because the REVCO is British-made by a Company which has been in business for 30 years, you buy with confidence, knowing that there is back-up should anything go wrong.

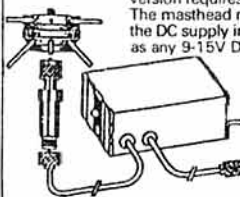
RADAC



This Wide-band antenna offers an interesting alternative to the discone. It is simply an array of dipoles, but the clever bit involves arranging the dipoles to maximise bandwidth and minimise interaction. The RADAC can be set up for a range of frequencies from 27MHz to 500MHz, and because very good impedance matches can be obtained the user can specify any six frequency bands in this range for optimised performance, either for receiving, or more usefully, for transmitting. For example, all the Amateur Bands from 10m to 70cm can be covered in one antenna. If you are in the PMR business, the RADAC can be customised for your needs. Aircraft listening enthusiasts can specify VHF & UHF Airband coverage. What a versatile antenna! Design and engineering excellence from REVCO!

WIDE-BAND PRE-AMPLIFIERS

The problem with omni-directional wide-band antennas is their lack of gain. The Revco PA3 range of wide-band pre-amplifiers complement the antennas and compensate for their short-comings. The basic specification of the products is similar: coverage 20MHz-1GHz, at 1GHz; minimum gain 13dB, noise factor 5.5dB. Choose from a mast-head version (PA3I) or a standard die-cast box style (PA3II). Best results are normally obtained from the mast-head model which gives a boost to weak signals which would otherwise have been lost in the feeder cable. Also feeder cable noise is not amplified which is the case if the amplifier is mounted at the base of the feeder. On the other hand, the die-cast box version requires no special installation and is readily taken out of circuit. The mast-head model is supplied with a special power unit which feeds the DC supply into the antenna feeder. No PSU is provided for the PA3I, as any 9-15V DC source is suitable (current requirement about 25mA). The PA3I finds application in instrument work, e.g. input to spectrum analysers, boosting the output from generators to give a low-power TX. The standard version of the PA3II has BNC sockets and is designated "PA3I/B", available to special order N-type sockets (PA3I/N) or SO239 ("PA3I/S"). A special feature of the PA3 series is a high-pass filter to attenuate frequencies below 20MHz; high-power HF & MF broadcast stations can be very troublesome!



ON-GLASS ANTENNAS

This type of antenna mount has been around for a long time, but they are very difficult to produce successfully at VHF. The Cellular Radio Industry has popularised the glass-mount, but there are fewer design problems at 900MHz, because the coupling assemblies are small. REVCO's extensive experience in making the UK's best Cellular On-glass has led to the production of superior quality VHF and UHF models. Here are a few facts which you should know: Coupling efficiency: apart from the question of effective power transfer to the outside world, you don't want too much RF floating around inside the car, do you? Not healthy for vehicle electronic systems, and possibly not good for humans either. REVCO glass mounts feature very efficient power transfer. Sticking power: no good if they fall off half way home. A properly installed REVCO stays on. Should you change your car, a refit kit is available. Simplicity: Some of the competition has a multitude of loose components: the REVCO has 2 pre-assembled parts: inside and outside. What could be simpler? Weather-resistance: REVCO antennas are made from corrosion resistant materials so you can leave them out in the rain with confidence. It is not necessary to plaster the product with silicone rubber to keep the water out. The REVCO glass mounts do cost a bit more, which reflects these superior features.

REVCO also make a full range of mobile antennas for frequencies from 27MHz to 950MHz, and new products are constantly under development. Contact your local Dealer or in case of difficulty write, phone or fax. Trade enquiries welcome.

Revco Electronics Ltd, Old Station Yard, South Brent, S Devon TQ10 9AL Tel: 0364 73394 Fax: 0364 72007

0272 557732 BRISTOL

G1DFK G2BAR Radio Communications Amateur P.M. R. Marine

UPPINGTON

TEL: (0272) 557732 12-14 PENNYWELL RD, BRISTOL BS5 0TJ

The New OMNI V America's Best Just Got Better!

<p>"PARAGON" Transceiver + General Coverage.....£1839.00</p> <p>"CORSAIR" amateur band transceiver.....£1200.00</p> <p>"ARGOSY" mobile transceiver.....£589.00</p> <p>"CENTURY" CW only transceiver.....£399.00</p> <p>Cushcraft</p> <p>A3 3 Element Tribander Beam.....£329.00</p> <p>A3 4 Element Tribander Beam.....£353.35</p> <p>AP8 8 Band Vertical 25ft High.....£164.35</p> <p>AP5 5 Band Vertical 25ft High.....£123.36</p> <p>18 Element 2m Boomer Antenna.....£106.59</p> <p>15 Element 2m Boomer Antenna.....£85.26</p> <p>Ringo Ranger 2m Antenna.....£42.95</p> <p>R5 New 5 Band Vertical Roof Mounting.</p> <p>No Radials.....£259.00</p> <p>D3W 10-18.24MHz Rotary Dipole.....£159.00</p> <p>Butternut</p> <p>HF6VX 6 Band Vertical Antenna.....£159.00</p> <p>HF2V 80/40 Meter Vertical.....£142.00</p> <p>Receivers</p> <p>AR2002 Scanning receiver coving 25-550MHz and 800-1300MHz.....£487.00</p> <p>R535 Aircraft Bands receiver coving 108-143 and 220-380MHz.....£249.00</p> <p>R537 Handheld Aircraft Band Receiver.....£69.50</p> <p>Antennas and accessories for above stocked.</p> <p>HF225 General Coverage Receiver.....£395.00</p> <p>AR900 UK Scanner.....£199.00</p> <p>WIN108 Handheld Scanning Airband Receiver.....£175.00</p> <p>AOR 800E Hand Held Scanning FM-AM Receiver. 75-105MHz, 118-136MHz, 140-174MHz, 407-495MHz, 830-950MHz.....£169.00</p> <p>New Model. AOR1000 Hand held Scanner.....£249.00</p>	<p>THE G5RV DIPOLE</p> <p>1/2 SIZE FULL SIZE</p> <p>40-10 MTRS 80-10 MTRS</p> <p>£14.50 £16.50</p> <p>+ £2.50 P&P + £2.50 P&P</p> <p>HF TRANSCEIVERS</p> <p>FT767GX.....£1599.00</p> <p>FT747GX.....£659.00</p> <p>IC765.....£2499.00</p> <p>IC751A.....£1500.00</p> <p>IC735.....£979.00</p> <p>IC725.....£759.00</p> <p>IC726.....£989.00</p> <p>Ten Tec Omni V.....£1839.00</p> <p>2M TRANSCEIVERS</p> <p>FT23R + FNB10.....£243.00</p> <p>FT411 + FNB10.....£259.00</p> <p>FT290R II.....£429.00</p> <p>FT211RH.....£309.00</p> <p>FT212RH.....£349.00</p> <p>IC2GE.....£265.00</p> <p>IC290D.....£559.00</p> <p>IC228H.....£385.00</p> <p>IC275E inc PSU.....£1069.00</p> <p>IC25E.....£275.00</p> <p>IC25ET.....£295.99</p> <p>DUAL AND TRANSCEIVERS</p> <p>FT4700RH.....£675.00</p> <p>FT470.....£423.50</p> <p>IC32E.....£399.00</p> <p>IC3210E.....£499.00</p> <p>IC240E.....£635.00</p>
--	---

AC POWER SUPPLY KITS

DAIWA heavy duty PSU 30A max 24A rated.....£129.50

DAIWA AC PSU 3-15V variable 12A maximum.....£79.50

S.E.M.

UNIT R, UNION MILLS, ISLE OF MAN

Telephone: (0624) 851277

S.E.M. TRANZMATCH MKIII. The only Aerial Matcher with UNBALANCED and TRUE BALANCED OUTPUTS. 1 kW 1.8-30 MHz, £145. Built-in EZITUNE (see below), £44.50. Built-in Dummy Load, £9.90. Ex stock.

EZITUNE. Allows you to TUNE UP on receive instead of transmit. FANTASTIC CONVENIENCE. Stops QRM. Boxed unit, £49.50. P.C.B. and fitting instructions to fit in any ATU, £49.50.

FREQUENCY CONVERTERS. V.H.F. to H.F. gives you 118 to 146 MHz on your H.F. receiver, Tune Rx, 2-30MHz, £69.50 ex stock. H.F. to V.H.F. gives you 100 kHz to 60 MHz on your V.H.F. scanner, £59.50 ex stock. Plug in aerial lead of any receiver. Tuning from 100MHz up.

2 or 6-METRE TRANSMATCH. 1kW, will match anything, G2DYM or G5RV? on VHF. £45.00 ex stock.

DUMMY LOAD. 100 W. THROUGH/LOAD switch, £29.00 ex stock.

VERY WIDE BAND PRE-AMPLIFIERS. 3-500 MHz. Excellent performance. 1.5 dB Noise figure, Bomb proof overload figures. £37.00 or straight through when OFF, £42.00 ex stock.

R.F. NOISE BRIDGE. 1-170 MHz. Very useful for aerial work measures resonant freq. and impedance. £49.50 ex stock.

IAMBIC MORSE KEYS. 8-50 w.p.m. auto squeeze keyer. Ex stock. Ours is the easiest to use. £49.50. First class twin paddle key, £27.00 ex stock.

TWO-METRE LINEAR/PRE-AMP. Sentinel 40: 14x power gain, e.g. 3 W — 40W (ideal FT290 and Handhelds), £105.00. Sentinel 60: 6 x power, e.g. 10 W in, 60 W out, £115.00. Sentinel 100: 10 W in, 100 W out, £145.00. All ex stock.

H.F. ABSORPTION WAVEMETER. 1.5-30 MHz, £39.50 ex stock.

MULTIFILTER. The most versatile audio filter. BANDPASS Hi Pass, Lo Pass and two notches. Frequency and Bandwidth adjustable 2.5 kHz-20 Hz, £88.00 ex stock.

HIGH PASS FILTER/BRAID BREAKER. Cures T.V.I., £7.95 ex stock

CO-AX SWITCH. Three-way + earth position. D.C.-150 MHz, 1kW, £32.00 ex stock.

12 MONTHS COMPLETE GUARANTEE INCLUDING TRANSISTORS

Prices include VAT and delivery. C.W.O. or phone your CREDITCARD NO. Ring or write for further data or catalogue. Orders or information requests can be put on our Ansaphone at cheap rate times. Remember we are as near as your 'phone or post box.

GREAT NAMES from RADIO SHACK

COLLINS KWM-380

We still have a few of these superb KWM-380 transceivers in stock, brand new and boxed. These were the last equipments made for the amateur by the high spec. Rockwell-Collins featuring full general coverage receive as well as amateur bands transmit.

Join the select few who made the wise investment and are using and enjoying the ease of use and finer performance of the KWM-380. Contact us for details.

As well as amateur gear we stock all of the scanners that are on the market and one of our 'deals' at the moment is the 400 channels PRO-2005 normally £339.95, our price whilst stocks last is £299.95 including free delivery and memory battery.

*Stacks of other stuff
Ancient and modern*

73s Terry Edwards G3STS

RADIO SHACK LTD

188 BROADHURST GARDENS,
LONDON NW6 3AY.

(Just around the corner from West Hampstead Station on the Jubilee Line)
Giro Account No: 588 7151. Fax: 01-328 5066. Tel: 01-624 7174.

R. N. Electronics

Professionally designed equipment for Amateurs

★ **NEW** ★

144/28MHz 10m TRANSVERTER

25w p.e.p. £189 + £4 p&p

PLUS OUR FULL RANGE OF TRANSVERTERS

Our 2m IF transverters require a drive level of 0.5-3.0 watts, or up to 12 watts with our 7dB switched attenuator. The 10m IF models can be supplied for drives between 0.25mW and 20W with a separate receive output if required

144/50MHz 25w pep £189 + £4 p&p

28/50MHz 25w pep £199 + £4 p&p

145/70MHz 25w pep £239 + £4 p&p

145/70MHz 10w pep £199 + £4 p&p

28/70MHz 10w pep £199 + £4 p&p

7dB switched Attenuator £22 + £2 p&p

All our transverters meet the same high specification

SECOND HARMONIC: <-70dB
SPURII: <-60dB

INTERMOD: <-32dB
NOISE FIGURE: <2.5dB

★ **NEW** ★

LOW NOISE GaAsFET MASTHEAD PRE-AMPS

For 70MHz, 144MHz, 432MHz, 934MHz,
200W power handling £99 + £4 P&P

PRE AMPLIFIERS

Low noise (<1dB) GaAs FET Pre-amplifiers for 6m, 4m and 2 metres.
RF or DC through switching (Max 100w pep).

• Indoor boxed unit £36 + £2 p&p

• Masthead (line powered) with indoor DC feed unit £69 + £4 p&p

MET. ANTENNAS

50MHz 3 el. £42.95, 5 el. £64.40, 70MHz 3 el. £37.30 p&p £4.50

**37 Long Ridings Ave, Hutton, Brentwood,
Essex CM13 1EE. Tel: 0277 214406**

All prices include VAT

DEE COMM

AMATEUR RADIO
PRODUCTS

UNIT 1A
CANAL VIEW IND. EST.
BRETTLE LANE
BRIERLEY HILL
WEST MIDLANDS
DY5 3LQ.

SPECIALIST AERIAL MANUFACTURERS
AMATEUR AND PMR

A SMALL SELECTION OF OUR AERIALS

3 Element H.F. Monoband Yagi's
10 Mtr £85 15 Mtr £115 20 Mtr £145
G5RV fullsize £16.25 halfsize £14.25
2 Mtr Yagi's 5LY £17.95 5XY £29.95
8LY £24.94 8XY £37.95

4 Mtr Beams 3 Ele £25 5 Ele £35

6 Mtr Beams 3 Ele £29 5 Ele £39

1000W Int dummy load £45

20 Ft Masts 3 section 1.5" x 10g £30 2" x 10g £60

2 Mtr Colinear 4.5 Dbd £36

We also stock HB9CV's, ZL Specials, Slim Jim's
2 Mtr & 6 Mtr Halo's, trap dipole kits, SWL aerials
and ATU's, discones, traps, baluns, copper wire,
insulators, dipole centres, rope, spreaders.

Winches 400lb £12.95 800lb £16.95 1000lb £19.95

1200lb £22.95 1400lb £24.95.

Wall brackets, fixing bolts, u bolts and mast clamps guy rings,
thimbles, turnbuckles and rope grips and large range of
tuning caps & roller coasters etc.

As you can see all our products are too numerous to mention.
Send £1 refundable against any purchase for our full
catalogue and price list.

**P&P AT COST
PLEASE PHONE
FOR DETAILS**

TEL: 0384 480565

Visa and Access

TRADE ENQUIRIES WELCOME

SEE YOU AT YOUR LOCAL RALLY



HATELY ANTENNA TECHNOLOGY GM3HAT

1 Kenfield Place, ABERDEEN, AB1 7UW, Scotland, UK
Orders Evenings 6.30 to 9.30 on (0224) 316004.

DIPOLE of DELIGHT

Letter from GOMBM THAT SAYS IT ALL

With permission we reproduce in full a letter from a newly licenced amateur living near
Peterborough.

Dear OM,

It is very rare indeed that one takes the trouble to write to a designer/manufacture in praise
of his product. I feel compelled to do so and to congratulate you on the DD antenna recently
supplied to me.

As my QTH is a listed building I am not permitted to erect an elaborate antenna system. The
DD is slung between a tree and a chimney stack approximately 10m above the ground with
about 30m of coax running along the ground and by a tortuous route to the shack. The rig is a
Kenwood TS 440 S with a built in auto-antenna tuner. I achieve very low SWR on all bands
between and including 3.5 MHz to 28 MHz. This also includes 29 MHz FM. The DX results have
been dramatic and although I have only had my full 'A' licence since August '89 my QSO's are
already envied by many of our 'old hand' Club Members.

I thought you would like to know this. Thank you for a super product.

73's (signed) Tony Burley

30th Oct 1989

FOOTNOTE: He has an MP DD 7/14/21/28 L, designed to work on the four bands WITHOUT an
ATU. PRICES given in the JUNE 1989 Advertisement are still correct.

FULL TECHNICAL DETAILS of All our Wire Antennas plus the new CROSSED FIELD
ANTENNA (reference Electronics & Wireless World March and November 1989). Send 4 First
Class stamps (or 3 IRC's) No envelope required.

Proprietor: Maurice C Hately, MSc FIEE, Chartered Electrical Engineer, Licenced 1950 now GM3HAT.

STAR ELECTRONICS TYNE AND WEAR

We are authorised dealers for Yaesu, Navico, Met Antennas,
G Whip Products, ERA and Howes. Full range of Plugs,
Cables, Components etc.

Call us for genuine secondhand equipment bargains backed
by our service department.

Prompt mail order.

Open 10am-5pm Monday-Saturday

Unit 5C Robert Frazer Ind. Estate, Station Road, Hebburn,
Tyne and Wear NE31 1DB.



For a quote
call us on

0836 293738

CLASSIFIED ADVERTISEMENTS

Classified advertisements 50p per word (VAT included) minimum £7.00. Please write clearly. No responsibility accepted for errors. Latest date for acceptance — 5 weeks before 1st of issue month. Cheques should be made payable to RSGB.
All classified advertisements MUST be prepaid.
Copy and remittance to: — Victor Brand Associates Ltd, 'West Barn', Low Common, Bunwell, Norwich, Norfolk, NR16 1SY.
NB. Members' Ads must be sent to "Members' Ads," RSGB Hq.

FOR SALE

G3LL FOR ICOM & YAESU New & S.H. rigs — 3 new bands FT101MK1-E WARC kit £19.50 — double balanced mixer (quieter RX FT101MK1-E) £19.00 — original NEC valves 6JS6C £38 pair p.p. 12BY7A £22 p.p. (USA 12BY7A £9 p.p.) 614B? — Toshiba 2SC2290 outputs FT707 etc £48 pair p.p. — CW filters FT101ZD, FT902, FT107, FT102 £40 p.p. — Black Star counters, Datong, Ten-Tech, J-Beam, M.F.J., Butternut, G Whip etc. Holdings Amateur Electronics, 45 Johnston Street, Blackburn BB2 1EF. (0254) 59595.

QSL CARDS printed to your own specification on white or coloured gloss card. Send SAE for sample pack to: The Caswell Press, 11 Barons Way, Woodhatch, Reigate, Surrey. (073 72) 44916.

AMIDON TOROIDAL CORES, ferrite rings for TVI filters, ferrite beads. Send SAE for data and prices. TMP Electronics, Unit 27, Pinfold Works, Pinfold Lane, Buckley, Clwyd. (0244) 549563.

QSLs 1000 £21 (SWLS, Logs, Colour cards, Stamps, Patches. — S.A.S.E. for samples). Currie, 87 Derwent St, Consett, DH8 8LT.

QSL CARDS. Try me for quality and price. SAE for samples. A. W. Bailey (G3YNI). Brean Down Press, 78 Alfred Street, Weston-Super-Mare, Avon BS23 1PP.

"RAYNET" YELLOW REFLECTIVE TABARDS with "RAYNET" like Police, Ambulance. Medium £9.00, Large £9.50, XLarge £10.00. "RAYNET CONTROLLER" 50p extra. Nonreversible Battery Connectors (10 pairs/pack) £4.00. Mike Watson G8CPH, Ipswich, (0473) 831448.

MOSLEY ANTENNAE — All the famous British Manufactured Antennae, direct from us including spares/replacements. Mustang, Elan, TA-33Jnr etc. Full Details shown in our Handbook, price £1.25 refunded upon purchase of Antennae. Mosley Electronics, 196 Norwich Road, New Costessey, Norwich NR5 0EX (Administrative address only).

ANTI-TVI DIPOLES & TRAPS for DIY Tribander Beams, F7FE Multiband Dipoles. Aerial D.I.Y. Bits, Baluns, Data. 28pSAE. Aerial Guide £1.00 G2DYM, Updownman, Devon, EX16 7PH (03986) 215.

MAKE SOMETHING THIS WINTER DIY projects Loops, ATU's Field Strength Meter. SAE G2VF QTHR.

WE CAN SUPPLY ICOM, Yaesu, Uniden, Weiz, Navico, S.W.L. ATU from £39 + £2.50 p.p. Also full range of Ant. Cables, etc. Please send for list. Seaward Electronics, Unit 10, Lynstone Trading Est, Bude, Cornwall. Phone 0288 355998, after 6pm 0288 354892. Access, Visa, R.S.G.B. Master Card.

CALLSIGN BASEBALL CAPS — Blue, Red or Black, send £3.90 including p.p. Send for details of callsign shirts. M. J. Hilton, 3 Highfields, Heswall, Wirral, L60 7TF.

POLYPROPYLENE ROPE BARGAINS — 220 metre coils! 4mm-£12, 6mm-£17, 8mm-£25. Please add £3 p.p. — Cheques 'Rope-Link', Cadence, Battle Road, Heathfield, Sussex TN21 9DR.

G4MH MINI BEAM for HF, still at £98 inc VAT. SAE details. Supplies of Kenwood, Yaesu etc. Selection of used equipment. The Amateur Radio Shop, 4 Cross Church St, Huddersfield, West Yorkshire. 0484 420774.

QSL CARDS designed personally for you, or one of our wide range of special pictorial designs in single or multi colours, raised print or normal print, super-gloss or matt board. For quality and value send L.S.A.E. for samples to: Contact Cards, 289 Church Street, Blackpool, FY1 3PE, Lancs.

70Mhz FULL SPEC CRYSTALS PYE W15 70.260 AM/FM. 70.450, 70.475, 70.425 FM Ex Stock at £10.50 per pair. Made to order service available. C.A.R.E. (North West) Ltd, 12 Leaside Close, Liverpool, L32 9QT. Tel. 051 426 2546 (evenings/weekends).

G4TJB QSL CARDS printed to your specification, choose from 15 matt, 14 gloss colours of card. DIY matt £2.75 (100) gloss £3.95 (100). Logbooks £2.50. Bureau envelopes, morse oscillators, mobile antennas, Agents for Navico, 50MHz linear amps, Photo cards, power supplies, cavity wavemeters, 24v to 12v converters. For samples and full product list SAE to 24 Portishead Road, Worle, Weston-Super-Mare BS22 0UX. Tel: 0934 512757.

QSL CARDS. Gloss or tinted cards. SAE for samples to Twrog Press, Penybont, Gellilydan, Blaenau, Ffestiniog, Gwynedd LL41 4P.

PRINTED CIRCUIT BOARDS supplied for one-offs, prototypes and as quantity runs. High quality PCBs made to order for all RAD COMM projects. We can supply 'home brew' PCB kits, materials, tinning solution and the right tools. Artwork supplied 2 to 1 and from your schematic drawings. Also film positives and a plotting service. Please send SAE for information or write for quotation to Badger Boards, 87 Blackberry Lane, Four Oaks, Sutton Coldfield B74 4J or call 021-353 9326.

AERIAL WIRES, strong PVC coated £6.50, hard drawn 14swg £14, 16swg £11.50, all per 50 metres post/VAT paid, 30p stamps for full lists of cables, etc. — W. H. Westlake, Clawton, Holsworthy, Devon.

SAMSON TWIN-PADDLE key £36.00. Samson EL-keyers with paddles, ETM-5C £88.00. ETM-8C (eight memories) £144.00. ETM-1C (no paddles) £36.00. S.A.E. details. G5BM QTHR (0531-820960).

PERSONALISED PREFIX BOOKLET showing beam heading and distance from your QTH. Includes worldwide call/location details. Invaluable for any amateur/SWL. Send £6.50 plus name, call, QTH and if possible Lat/Long to Viewfinders, 96 Lodge Lane, Old Catton, Norwich, NR6 7HJ.

RSGB AMATEUR RADIO INSURANCE SCHEME

"ALL RISKS" INSURANCE for portable/mobile/base station amateur radio and ancillary equipment. A service for RSGB members only. Also public liability and equipment insurance for affiliated clubs and societies. Details and leaflets from Sarah Baylis or Jenny Lovell, Amateur Radio Insurance Services Ltd, 4a Russell Hill Road, Purley, Surrey CR2 2LA. Tel: 01-660 0820 or Fax: 01-660 9222.

COMPUTER SOFTWARE HARDWARE

AMSTRAD/IBM PC COMPATIBLE SOFTWARE. Large SAE to Charles Crane G4YFN, 2 Pimento Drive, Earley RG6 2GZ.

THE G4TYF LOG, date, band, power, mode, time, callsign, name, QTH, RX/TX/RPT. Search QSL/Log, print out labels, nice screen, four inputs. Disk 1900 entries, free resistor decoder. BBC, Commodore 64, £20. Enclose callsign. E. Aston, 64 Gurney Valley, Bishop Auckland, DL14 8RW. 0388-607500.

G4UXD'S CELEBRATED MORSE TUTOR: BBC's, IBM-PC, compatibles. Adjustable speed, delay, letter frequency, 100 tests, attach your key, +++++! 7.95 disc. SAE details/free trial! D. Brandon, 1 Woodlands Road, Chester CH4 8LB.

A MORSE TUTOR in your pocket! The Kirsta Morse Tutor for the Psion Organiser (any model) includes 50 plain language texts, groups, 5-40 wpm with adjustable delay, single characters, adjustable character frequency, etc. Designed and written by John Morris, GM4ANB. £29.95 (including VAT & Postage) or SAE for details to Kirsta Products Ltd, Unit 1, Block 2, Victoria Industrial Estate, Airdrie, Scotland ML6 9BY. Tel (0236) 54626. Access & Visa accepted.

ATARI ST, AMSTRAD PCW/CPC Radio Software. SAE: MTS, 14 Lanes End, Totland, IOW.

SHAREWARE AT COST IBM & compatible computers 7000 files, amateur, wordprocessors, games, databases, languages, spreadsheets. Many new titles. Send 2 discs. SAE for catalogue, G6FAH, 54 Sheldrake Road, Christchurch BH23 4BP.

G3WHO AMTOR/RTTY/CW MK II BBC B/Master. Full feature, split screen, memories, mailbox, selcall, etc. Eprom £27. P. J. Harris, 10 Appleby Close, Great Aine, Alcester, Warwickshire B49 6HJ. Tel. 0789 488377.

8051 APPLICATIONS PCB with 8K user memory. Use with PC to design your own programs. Large SAE, TDR Ltd, 44 High Street, Malmesbury, Wilts, SN16 9AT.

RADIO SOFTWARE AND HARDWARE for Amstrad/IBM PC compatibles. 20p stamp for lists. Mike Gathergood, 24 New Road, Datchet, Berks, SL3 9JB.

IBM/PC COMPATIBLE AMATEUR/SWL STATION LOG/DATABASE, interactive Prefix, Country, Continent, CQ/ITU Zones, Local-time databases. Userfriendly Multioptions include QSD checker, Real-time/log entry, searches on Call/Date/Name. Print/sort options etc, with new updates/additions. Compiled for speed. Hard or Floppy disc 360k-1.44m. Liked/noted as one of the best logging programs £20. Include Call/SWL. R. Wilmot, 1 Retreat Cottages, Church Lane, Broadbridge Heath, Horsham RH12 3ND.

POOR MAN'S CAE FOR IBM XT-AT/AMIGA 500-2000 — 40 programs RF-AF Circuit synthesis/analysis from USA!! 50 pages documentation. Demo disk: £5 (cheque), set off against order. J. Schmitz, DJ5UN, Sauerbruchstr. 16, D6204 Taunusstein, Phone: (06128) 71173.

HOLIDAY ACCOMMODATION

FLYING FROM GATWICK? Stay at Mill Lodge Guest House. 4 minutes from airport. Transport available. Telephone (0293) 771170.

GULF COAST, TAMPA, FLORIDA. Luxury bungalow, sleeps 6-8, close to all Florida's attractions, £250 per week. Phone Bob GOGHT on 040-928-475 for further details.

BRIXHAM, SOUTH DEVON. Fantastic views and radio chat from the hotel that provides great accommodation and the famous WAB (Wireless at Brixham) courses. Phone for brochure Torhaven Hotel (GOJFM) 0803-882281.

THE GAMBIA — special radio holidays available in the wonderful winter sun location from only £299 for one week half board inclusive of flight. Only small single supplement. For more information call 0794 514646 now!

COMING FOR THE BLACKPOOL RALLY? Stay at the New Osterley Hotel. 85 bedrooms, price reductions for the event. Details: G0KJV, Telephone 0253 22987.

ELEVATED SITE, use of shack, B&B. Caravan, Bunk House, Camping. Open all year. "Tynrhos", Mynytho, Pwllheli LL53 7PS. (0758) 740712.

MISCELLANEOUS

HEATHKIT UK spares and service centre. Cedar Electronics, Unit 12, Station Drive, Bredon, Tewkesbury, Gloucestershire. Telephone (0684) 73127.

COURSE FOR CITY & GUILDS, Radio Amateurs Examination. Pass this important examination and obtain your licence, with an RRC Home Study Course. For details of this and other courses (GCSE, Career and Professional examinations etc) write or phone — The Rapid Results College, Dept JT17, Tuition House, London SW19 4DS. Tel 01-947 7272 (9am-5pm) or use our 24hr Recordacall service 01-946 1102 quoting JT17.

HOME VIDEO CAMERAMAN. Add a new dimension to amateur radio. Send your friends Stateside a videotape — Shack tours, ATV QSOs, etc. We convert your videotapes between NTSC/PAL/SECAM. A quality economical service. Details from GM8NVG, Stable Recordings, Lochend, Beith, Ayrshire, KA15 2LN. 0505 85488.

CONVERSION SERVICE to amateur frequencies of Pye, ITT, Burndept, etc. P.M.R. equipment. Typical charge £30 plus crystals. G4FSQ, 65 Longfield Avenue, Golcar, Huddersfield, W. Yorks, HD7 4BT. (0484) 644827.

ELECTRONICS WORKSHOP Repairs, rebuilds, modifications, advice. Specialists in valve equipment. See also PAYL School. Green G1NAK Chylean, Tintagel, Cornwall. 0840 212262.

R.A.E. PAY AS YOU LEARN CORRESPONDENCE. £2 per lesson includes tuition. See also Electronics Workshop. Green, C.Eng, M.I.E.E., Chylean, Tintagel, Cornwall. 0840 212262.

Members' Ads

Conditions of acceptance are published on the Members' Ad order form inserted into the wrapper with every issue of *Radio Communication* posted to members. This form must be used when placing an advertisement; and please note that FOR SALE, WANTED and EXCHANGE advertisements must not be mixed on the same form. A new, more flexible, pricing scheme has been introduced. Details are on the form. Each advertisement must be accompanied by the correct remittance, as a credit card payment, cheque or postal order made payable to the Radio Society of Great Britain. Please note that because this is a subsidised service to members, no correspondence can be entered into.

FOR SALE

● **YAESU FT101B, FV101, SP101, CW filter, DBM RX, spare 6J56Cs, 12BYA7, service manual:** £375. Matching Europa tvtrs, 70MHz: £40. 144MHz: £50. With spare QVQ06-40As or complete: £450. Telecomm D33 double-beam Serviscope: £40. Jaybeam 70MHz 4ele: £10. Tonna 144MHz 9ele: £10. G3OHC QTHR, (York) 0904 87779

● **KENWOOD TM211ES compact 45W 2m rig, as new cond.** £240. Could deliver North or East England. Frank, G0JUG QTHR, 0742 588415

● **TS430S inc FM unit, YK88C 500Hz CW filter, YK88SN 1.8kHz SSB filter, MC43S hand mic, MC50 basestation mic, SP430 spkr.** All absolutely mint cond. Orig boxes, insns and accs. Supplied by Lowes: £725. No offers please or splits. AT230 covers 9-bands 1.8-29.7MHz through-line waterfall-swr meter. Boxed, insns, accs. Mint cond: £150. BNOS 6m linear LP50-10-50 mint, boxed, insns, guarantee: £100. G2FZU QTHR, (Southwell, Notts) 0636 813847

● **YAESU SB10 and YH1 PTT switch and headset, to fit FT290 Mk2, FT211 etc:** £25. Lightweight VHF rotator, VGC: £25. Kenwood TK701S VHF PMR with DC cable and mic. VGC, convert 5ch 2m? Offers, Paul, G0KPH QTHR, 0926 429719 anytime

● **TRIO TS820 HF tcvr, CW xtal filter fitted plus VFO520 and manuals.** Exc cond: £400. G0DZU QTHR, (Romsey) 0794 894286

● **COLLINS KWM2 HF tcvr 3.5-28mcs with 393C1 VFO and spkr fitted.** Collins noise blanker 136B2c/w Shure mic 444, GWO: £450. G3BXC QTHR, (Southwick, Wills) 0373 830804

● **FT225RD with Mutek F/E: £490. RA17: £120.** 19in cabinet: £20. Numerous items Creed eg 444, 7B with cover, control units, taperecorder etc. All free, probably suit newly formed club. QTHR, (Wokingham) 0734 781782

● **TRIO JRS005 double conversion amateur bands RX with matching SP5D spkr. Revalued, h/book.** Both boxed £50. Virtually unmarked. G4IYB QTHR, (Essex, Surrey) 01-398 5050

● **SCANNER Realistic PRO2004 25-520MHz 700-1300MHz, 300mhz etc. Complete, boxed, as new.** £260. Superior discone ant. 25-1300MHz: £40. G1GOL QTHR, (Hampshire) 0425 54946

● **TS405 built-in auto tuner 250Hz CW filter.** Magnificent specimen: £1600. Tony, G0HTX not QTHR, (London) 01-727 2246

● **DRAKE T4XC AC4, R4C, 2x filters MS4, MN2000.** All one owner. Superb cond: £750. No splits. Tony, G0HTX not QTHR, (London) 01-727 2246

● **SILENT key sale. Xtals, 100kHz, 3.5MHz, 7MHz, 8MHz. Valves 713A, 717A, 6SG7M, G4QK QTHR.** (Bridgwater) 0278 424508

● **SP102: £40 or exch for SP901 or SP901P.** Hi-mount twin paddle MK705 on marble base: £15. Plus post. G2FXS QTHR, (Tyndeside) 091-257 2852

● **QTH 3 bed detached bungalow in the popular village of Bowdington, Herts. M25 5 miles, M1 7 miles.** 1/5th acre site. 90ft drive to large garage. Front, side and rear gdn. 133ft long wire ant and 2m colinear ant. 500ft ASL. 3 dble beds. Large loft, with walk into door. Large kitchen, utility room, dining area, lounge and large sun lounge. Bath-room, separate WC. Fully double-glazed by Everest. Electric storage heaters. Several trees in well laid-out, secluded, back gdn. Large brick shed, with pwr and water. Make good shack. Vacant possession from March 1st 1990. Further details by phone. OIRO: £165,000. G3VOZ QTHR, (Hemel Hempstead) 0442 833300

● **KENWOOD TR851E.** First cash offer over: £385 gets it. Mint cond, orig packing. No wheeler dealers! Yaesu HF module for FT26R, in orig packing, tested only: £250 cash. Also various items of top grade audio equip, and photographic gear. G3GYX QTHR, (Nottingham) 0602 396387

● **6M RN electronic tvtr, 2m if 25W out: £110.** Interested in DX TV. Yoko VHF/UHF band 1/3: £25. IC202S SSB trans: £110. All items one. Carr. extra. (Wakelield) 0924 823866

● **AUSTIN Champ Rolls Royce engine mobile HF station with R210/C11, B47, trailer.** Ready for display: £4000. Would swap. G4XWD QTHR, (Kidderminster) 0562 823674

● **YAESU FT7B mobile HF rig, 50W out c/w YC7B digital display.** Perfect cond, orig packing, manuals: £385. FC707 ATU, boxed, manual: £800. Carr. extra. Dick, GWOIOP QTHR, (Newtown) 0686 266551

● **KENWOOD TS770E VHF/UHF multimode base-station tcvr.** Exc cond: £4500. Paul, G4DKB QTHR, (Billerica) 0277 653561

● **YAESU FT209R 2m h/held, chrg, spkr, mic, PA3 adtr, soft case, boxed:** £180. G0JCM, (Shorne) 047482 3797

● **PYE W15FM 70.45, 70.26 with manual:** £20

Homebrew 70cm tcvr xtals for 5 repeater 2 Simplex channels: £35. G4BWW QTHR, (Southport) 0704 29036

● **TS430S, PS430: £600. IC275E: £600. TM211E mobile: £175. PK232 with s/ware: £200. MFJ949C Versatuner: £100.** All items mint, boxed. Also Star SD10 dot matrix printer, boxed: £150. Panasonic MC60 video camera c/w case, accs, spare tapes: £600. G4ODK, (Ilminster) 0460 57684

● **YAESU FT101ZD tcvr. VGC: £450.** Datong Morse keyboard, model MK. Good cond: £500. Jim, G4UYQ QTHR, (Cirencester) 0285 655253

● **YAESU FT757GX, MH18B scanning mic: £500. Yaesu FC707 ATU, similar FC700: £68.** FP757GX PSU: £48. WANTED: FT101, TS530, TS820 or sim, also Versatower ATU, 2m hand portable, VHF scanner RX, 0843 69068 or 294446

● **BUTTERNUT HF6V HF ant, with STRILL radial kit.** Perfect cond, mth old. £198 new. Carr. extra: £140. Peter, (Exeter) 0392 432675

● **STANDARD 2m h/held 2W. With h/book:** £25. TX/DX cvtr De-Lux D100: £65. (Leicester) 0533 696796

● **EDDYSTONE S640 gen.cov comm. RX, 1.6-30MHz, S-meter, spkr, manual, good cond:** £35. Prefer test collect or plus carr. Spare set new valves: £5. G3AEP QTHR, (Blackpool) 0253 720756

● **ICOM2E, 2 nearly new BP3 nicad packs, chrg, car lead:** £120. Be safe operating mobile! Trio gooseneck mic and control box for RM201 etc: £15. Modems with h/books, orig packing. Prism 2000, Demon with Beeb ROM: £25. G4LWA QTHR, (High Wycombe) 0494 31755

● **TEN-TEC Argosy II 525D fitted 1.8kHz filter and noise blanker.** Mint cond: £550. PSU: £85. Base-station mic: £50. Yaesu FT101 Mk2, fitted G3LL clipper and double balanced mixer. Recent service by G3LL: £390. G4WGL QTHR, (Appleby, Cumbria) 07683 51994

● **YAESU FT747GX AM/FM board, CW filter, immac cond, phones, swr meter: £490.** Carr paid Yaesu FRG2600 SMC extended to 950MHz, immac cond: £350. D707 active ant, as new: £75. Covers 500kHz-1500MHz. Carr inc. BNOS PSU 25A: £95. John G4YDM, (Washington) 091-416 2606

● **YAESU FRG7700 comm rcvr, suitable for spares, together with Yaesu FR7700 and FRV7700: Offers.** (Plymouth) 0752 224905

● **VHS-C portable VCR, little used: £110.** 14in hires colour CRT, new: £15. A47-14W CRT, new: £4. Four tested 30mm Plumbicon tubes and yoke: £5. 20 camera lenses 1in to 6in focal lengths, various formats. SAE for list: £1 to £6. 2V, 20A, 15V or 12V 1.75A twice mains power supply: £8. All plus post at cost. G3IRM QTHR, (Bury St. Edmunds) 0284 754318

● **COMPLETE station.** Going QRT. Trio 700G, Swan 350 ATU, ants, feeds etc. Details from Stan, (Notts) 0773 605004

● **BRISTOL NW District.** Secluded 1936 SD residence. 300ft ASL. 3 bed, 2 lounge kitchen/diner. Bath, separate WCs. Studio over garage. 60ft garden. Planning permission for 40ft tower. Good lakeoff. Easy access to city and country. £127,500. G6MHD QTHR, (Bristol) 0272 247028

● **DECCA Voyager Marine tcvr c/w inst manual.** Ideal for conversion to 80/160m, as purchased from SMC: £50. Mains. PSU for Eddystone rcvr 12V output: £18. Bird Thru-line module, 25-60MHz 25W: £25 or exch for module for VHF marine band. Yaesu FT901DM c/w mic and inst manual: £430. G4HYQ, 14 Spring Meadow, Holly Spring Lane, Bracknell, Berks. 0344 483696

● **CTE1600 2m h/held: £85. DTR3 80m CW plus TQ2 ATU and swr: £140.** Roland S10 sampling keyboard: £490. Canon T50 SLR: £70. All one. Jon Jenkins G4LJW, (Bristol) 0272 634167

● **REDIFON R145 RX, 2-30megs, AF filter 1KC LP and out. RF and AF controls. AGC off short long. BFO. AE trimmer. Selectivity 300cals 1KC. GKCS 12KCS. Noise limiter. USB LSB. Xtal cut. Dial to 3 places 80:1 drive. Valves check and S-meter. E-Series Mullard valves. Built-in PSU. Output 30hms and 2 pairs phones. Input 50ohms coax. Manual. SSB needs attn. Suggest arrange visit to operate and inspect. Will accept reasonable offer over: £50. (St Asaph, Rhyl) 0745 583723**

● **FT780R Yaesu 70cm multimode 1.10W out.** Mint cond, orig packing. 12XY Jaybeam, as new. Start haggling at: £270 the lot. May take cheap FM box in p/exch. G8WRV QTHR, 0480 217756

● **FULLY galvanised 3 section tower c/w brackets, cables, etc.** Height 70ft. Going cheap. 0504 265675

● **VALVES. QVQ06/40A: £25. QVQ03/20A: £15.** Brand new, boxed. QVQ03/10: £10. BC221: £20. HF linear h/bw: £100. G3NOH QTHR, 01-997 4756

● **KW2000B HF 10-60m with PSU and spkr.** GWO: £225. Or p/exch for mobile-base HF. (Sleaford) 0529 302839

● **AR2002 scanning rcvr and D130N discone ant.** Both 25-1300MHz. 6mths old: £398. Park Air Electronics 360ch aircraft band monitor. Mains or batt:

£78. AR240 2m 800ch h/held covers UK and USA bands: £98. All above in mind cond. 4x high pwr 300ohms dummy load resistors, 14in long, 1in dia: £5ea. Grundig video 2000 2x4 Super. PSU module fault: £20. Telefunken 26in TV 743GB. Intermittent PSU fault. Superb when it decides to work: £25. Large selection popular 6V and 12V octal valves, metal and glass types. Pye Vanguard AM radio: telephone: £15. G3WIF QTHR, (Bristol) 0272 293738

● **SPECTRUM 128k, microdrives, remote control, Gnie interface/multitape extras: £150.** Interfacer: £75. Scarab TV s/ware: £30. Kenwood 28-144 tvtr: £50. New axial fan 240V/205CFM: £10. Microdot dedicated C/RTTY terminal, cost new over £600. Bargain: £200. Solid state 2-30MHz variable input amp 100W: £75. Other bits, rotor 35ft Rascal telescope, mast VHF. Exch or p/exch, G4REZ QTHR, (Reading) 0734 311852

● **BUTTERNUT HF5B compact 2ele beam, 6mths old, superior to minibeams: £180.** G0JFU QTHR, (Gloucester) 0452 862773

● **LINEAR KW1000 little used since new: £275.** Valves, c200 mostly boxed: Offers. GM4AXS QTHR, (Coban) 0631 65147

● **MACINTOSH 1meg RAM: £35. R107 works: £25.** Nems-Clarke REJ300C and R1302B: £230. Big toroid gives 33V/15A when rectified: £15. G4X1000D, ten thousand: £250. QY4-400: £50. VM180FT: £20ea. G8JUF QTHR, (Hemel) 0705 596836

● **WIRELESS set 46, appears OK, and complete.** Various parts from bent wireless set 62 Mk2. Also, damaged Jefferson-Travis ultra shortwave tvtr V1 and Philco BEF2 rcvr, both of these rather tatty. Old car? radio, contains 4 octal valves and Plessey synchronous vibrator 6V. Lastly, Leak Trough Line 3 stereo valve FM tuner. Good cond with circuit etc. Some of above might interest collectors or do for parts. I just need the space! Any offers/enquiries. Chris, (Reigate) 0737 222712

● **ICOM 73S, mint cond: £730.** SEM Transmatch with built-in Ezline: £65. G0CIC QTHR, 07048 76689

● **BNOS 6m amp LP50-10-50.** Perfect: £99. (Basilston) 0268 584554

● **PYE Westminister W15U bootmount, choice of 2, nice one with RB2, RB11, RB8(RX): £60.** Another, RB0, RB2, RB4, RB6, RB10, RB11, RB13, RB14, SU20, RB8(RX), preamp: £80. MM144/25: £35. 7/8 wave mobile ant: G6YNF QTHR, (Aylesbury, Bucks) 0296 28109

● **COMPLETE HF station, FT707, FP707, FC707, VGC, going VHF only: £550. G3TXK QTHR.** (Leeds) 0532 763268 eve

● **EDDYSTONE FA12: £125.** Eddystone 940, sick: £25. PK232 as new: £200. Also BBC-B with 232 s/ware on Epron: £125. SC1500 printer: £100. ST6TU: £10. Cross tuning indicator: £10. Buyer collects. (Lincoln) 0400 73268

● **CAPCO 80/40m magnetic loop ant.** Buyer collects. No time wastes: £320. G4INP QTHR, (Suffolk) 0728 832446

● **1154, 1155, big HT/LT PSU's, h/book.** Unknown operational cond: Offers. G4WJX, (Stoke-on-Trent) 0782 330613

● **FISCHER 2m linear: £300.** Fischer 70cm linear: £275. Both 300W plus PEP. GSHD, 0409 28342

● **VALVE HF TX Hallicrafters HT37 80-10, GWO and cond: £120.** Also Yaesu FRG7: VGC: £110. Buyer collects or pays carr. G4AIH, (Sale, Cheshire) 061 962 1904

● **FT101ZD 9-bands, fan, CW filter, FM, DC pack, FV101Z ext VFO, FC902 ATU.** No splits: £550. (Cumbria) 0236 723436

● **FT101Z with fan, CW filter, mic, manuals, perfect cond: £350.** Also FV101DM digital mem VFO. Perfect cond with manual: £100. G4EJW QTHR, (Burnham-on-Sea) 0278 784734

● **YAESU FT221R 2m multimode basestation.** Mutek F/E 15W, 144-148 coverage, with mic, 12/240V: £350. Mike, G4SZX not QTHR, (Thorne) 0405 813713

● **YAESU FT770 90cm multimode as new.** Ideal for packet, Nicads, mics, orig packing whip aerial: £250. Mike, G4SZX not QTHR, (Thorne) 0405 813713

● **KW2000 tcvr, mains PSU, h/book, circ diag.** GWO: £150. Converted M40FMCB mobile, 10m FM, 40ch 4W: £50. G0DCH QTHR, (Newcastle-upon-Tyne) 091-488 5210

● **SHACK clearance.** 2 Dressler linears UHF/D70: £685 and VHF/D200: £565. Both are in mint cond, c/w h/books. Prefer buyers collect because linears are small but heavy. (Nottingham) 0602 294572

● **REALISTIC PRO2001 scanner, 200 mem channels.** AC/DC. Plus good quality wideband ant: £125. Wes, G0KPC QTHR, (nr. Barnsley) 0226 764545

● **OLD mags, Short Wave Aug 35 No.1/Vol.1.** British Radio Apr 28, No.1/Vol.1. Practical Radio Feb 32, No.2/Vol.1. Cheshire ea. Others, but not 1st issues. (Windsor, Cheshire) 0606 592466

● **FARNELL 15A h/duty PSU: £50.** VHF rotator: £25. Belet met 144MHz yagi: £20. 20m 500m low-

loss coax: £10. G0KPKZ, (Sidcup) 01-309 1295

● **TS680S HF tcvr with gen.cov RX plus 6m.** Boxed. Hardly used and over £200 cheaper than new: £750. Daiwa electronic gear with paddle: £50. Am looking for dual band handle so would consider cash adjustment. G4URC not QTHR, (nr Bristol) 0454 327429

● **HEATHERLITE 2m Explorer linear amp: £325.** New spare 4CX350 free to buyer of amp. G3YBG QTHR, (Exeter) 0392 74607

● **FT767GX tcvr 70cm 2m, 6m HF all mods.** Latest updated model. Only few months old: £1800. MM144 100W linear: £130. Bremi 13.8V-10A PSU: £25. Toshiba printer HXP550: £125. VDU: £20. Tonna 9000E: £300. Howard G0H2H, (Woodbridge) 0394 460474

● **DIGITAL DFC230 mem VFO suit TS830, boxed:** £120. CW filter, 250Hz YK88CN: £35. ETM squeeze keyer. GWO: £40. G3MCS QTHR, (Caistor) 0472 851567

● **MARCONI H2540 G/C RX 0.1-30MHz.** Latest synth sub-octave FSK carrier boards fits 2, 1.2, 0.5, 0.3kHz histab osc. immac: £550. Would consider p/exch Drake. Collins or other non Jap rcvr. G3YFK, 0743 884859

● **DRAKE R4245, G3YFK, 0743 884859**

● **TRIO TS830S deluxe tuning knob, mic, phones with matching unit MFJ Versatuner: £600.** Cash G3ANF, (Milton Keynes, N Bucks) 0908 642403

● **COLLECTORS items from 1940s and 1950s.** Eddystone components inc 898 dist. unit. Jason FM11 FM tuner. Transformers for Mullard 510 and 3-3 amps. TCS modulation transformers. Many other items. List available. G2ARU QTHR, (Eastergate, W Sussex) 0243 543488

● **TRIO TM201A 144MHz synth.** Mobile tcvr, 25W mem and full scanning facilities. M/mount, mic: £175. G3WZT QTHR, 0403 710565

● **LINEAR 2x8135 grounded grid, 400W plus 3.5-28MHz professionally h/bw built.** Solid minus valves and PSU: £100. H/mount arranged. Bremi BR1200, linear, ideal converted CB RPB: £50. IBM 196C electronic type writer. Error correction facility. Spare golf ball and ribbons: £100. (Grays, Essex) 0375 378783

● **ICOM 3210E D/B tcvr, complete: £399.** PSU 13.8V 7A regulated: £18. Morse key Type-D. Good cond: £200. Marcus G8HND, (London) 01-749 3156

● **KW600 amp.** New elec. New 572B. Perfect VFO. Clean, unscratched. Legal limit for: £235. Any test. Trio SM220 scope inc B58 pan display. Immac: £285. Kenwood HC10. World clock. Immac: £75. Prices inc carr. G3RHM QTHR, (W. London) 01-423 2329

● **QTH.** Aerial, planning permission, semi-det 3 beds, 2 rec. garage, CH, gdn, loft shack. Quick sale: £48,950. G8SIS, (Windsford, Cheshire) 0566 554178

● **FT290R with nicads 15W PA/preamp: £180.** 4CX350, base, transformer etc: £35. Heathkit RG1: £25. Marconi deviation meter tunes to 1024MHz: £45. Approx 80m FHJ4-50, similar to LDF-50, unused with N-type connectors: £180. Bill Bell G4WMB, (Pershore, Worcs) 0386 553984

● **AVO sig gen CT378 type.** Continuous range 0.45-230MHz. Output c/w AF/FM/AM variable modulation and deviation. Calibrated RF output variable to 1uV. Robust mod steel case. V/little used. Leads and comprehensive h/book: £75. 0732 632664. (London) 0426 927629

● **MUST part with some old valve radios and portable gramophones.** Some good, some tatty. Space needed. G3TAW, (Kidderminster) 0562 745628

● **CAPCO SPC 300 ATU: £135.** Adonis AM503 compressor deck mic: £15. Both VGC. Post extra. G0IXC, (Harrigate) 0423 872997

● **SHORT Wave Mag, Jan 70 to Dec 77.** Clean cond in Easibinders. Offers inc post. G3UBB QTHR, (Ashby de-la-Zouch) 0530 415600

● **SHACK clearance.** HF linear amp Yaesu FL2100B, exc cond: £4500. HF tcvr Trio TS180S. A ng before its time. Bargain: £5000. The following are open to the highest offer. Dual band tcvr 2m/70cm Yaesu FT2700RH, immac. Mobile matching pair tcvrs 2m/70cm, bling fronts, fit typical modern car dash. Trio TM211E and TM411E both also in superb cond. Ray, G4ILQ QTHR, (Kidderminster) 0562 824930

● **ICOM 751 speech, AM filter, PS15, AT100.** Mint: £900. Yaesu 726, 2m, mint: £550. Honda generator 2kW 240/110V less than 20hrs use. Mint: £275. Pt/exch HF gear for smaller HF line-up, IBM clone PC. WHY. G4IYP, (Northants) 0604 701634

● **YAESU FT767GX, immac cond with 6m and 2m modules fitted.** Latest local board upgrade fitted by SMC. With mic MH18B, users and technical manuals: £1250. G0KMW QTHR, (Abingdon) 0235 21921

● **3ELE tribander plus 40ft Versatower.** Purpose built shack comes with 3 bed semi. Full gas CH, double glazing, modern kitchen, driveway 3 cars, 100ft secluded rear gdn. Rural Survey access. M25, A3, Watford 3v4: £110,000. oiro, (West Horsley) 04865 2808 eve

● NEC PC8201 portable computer, 64k RAM, disk drive, built-in editor. Basic and comms plus assembler. Manuals, s/ware, cir. diag. tech ref. etc. Suit mobile packeteer? £250. Portable built powered printer, Epson compatible, manuals: £50. Carrying case for computer backup batts, chrgd, modems. Spares or repair: £30. Back issues of Byte. Personal Computer World. Send for list. Please write to Richard, G4RIK QTHR.

● KW1000 linear int PSU. Exc cond: £250. Kenwood ATU AT230. New: £100. HF5 trap vtr with radial kit. Never used: £70. FT209R h/hold 3.5W with nicad chrg. As new: £140. Jaybeam Q42M 4ele quad. As new: £50. G5CW QTHR. (Cotswolds) 0451 30518

● 4ELE 20m beam 2040BA: £165. CR100: £45. HRO rcvr: £65. FT7: £300. FT200: £165. Trio 2m 9130: £300. G4HXU QTHR. (Thame, Oxon) 084421 3381

● 2M colinear new ant 5.2 gain 200W hustler: £25. Kodak instant camera type EK160-EF, electronic flash. Exc cond: £15. (Poole) 0202 666299

● LASER page printer. Twin paper cassettes, five emulations, HP Laserjet, Epson-FX, Diablo 630, IBM-PRO, Qume Sprint II, 3 resident fonts, Courier, Prestige, Gothic. Serial or parallel interface c/w manual. Pwr lead. Drum and tone inc. New, boxed: £1250ovno. 01-804 4565

● YAESU FT77 100W 8-band tcvr with FC700 ATU. Fitted FM and CW narrow filter, c/w mounting kit, MH188 mic and manuals: £5250. GOKIH. (Farnham) 0252 722139

● DATA General DG1 portable personal computer, full size LCD screen, 2.3in 720k drives, int nicads, mains PSU and nicad chrg, carrying case, with MS-DOS, Basic, and various s/ware: £350. Genicom 3400 wide carr printer with serial interface: £50. Digisolve CC2123 modem, V21/23, Hayes command compatible, BT approved: £25. Mike Gathergood G4KFK. (Slough) 0753 40520

● YAESU FT101 Mk2 10-160m fan, spare PA valves, plus FV101: £275. 144MHz SSM tvr QOV06-40PA: £45. 70MHz tvr QOV06-40PA: £45. Both compatible with FT101 Hammlund SP600JX rcvr: £130. SEM 70cm cvr: £20. FT101 spkr: £20. Hi-mount BK1000 keyer: £20. All good cond. Cromar 920 electronic organ, cost £1800. Mint cond: £600. All buyer inspects and collects. G3FRQ QTHR. (Oakham) 078086 569

● FT203A YAESU FN84A batt. 2 units, brand new. Offers please. Steve, G6FDK QTHR. (Chester) 0244 300779 or 0925 36079

● WW2E ZC1155N, mint, 38 TX/RX plus accs, New Zealand ZC11Mk1 TX/RX, valves inc new 8298, 8133, wooden US Army teleprinter portable mast heavy duty, minimeter AMTX plus 2X807 minimeter amp, 2X807 modulator. SAE list: £60. Won't separate. You collect. G3FYF QTHR. (Guildford) 04867 4913

● DATONG FL3 filter: £60. G4DS QTHR. (Surrey) 01-390 1566

● ALTRON SM30 30ft tower, post, mount. VGC: £150. Eric, G4TBR QTHR. (Amersham) 0494 786510

● WPO micron QRP tcvr. Full house. Built to professional standard: £180. YAESU FT7700 ATU: £28. Colord or post extra. (Taunton) 0823 289443

● JRC NRD 515 HF rcvr SSB/AM/CW filters fitted. Imbax h/book: £650. Or offers. Blaupunkt car hi-fi Dolby stereo cassette/radio. Model Atlanta SQR47. As new: £150. Or offers. Mike G4FBK QTHR. (Northwood) 09274 22766 after 7pm or w/e

● SPECTRUM analyser polaroid 10MHz, 2GHz: £400. Rascal RA1217 transistor 1MHz, 31MHz: £300. FT757GXG moded ARQ: £700. Manuals. G4OSJ QTHR. (Oakham) 0572 85451

● COMM rcvr. Realistic DX302. 0-30MHz. Digital freq display. Mint cond. One owner: £100. G4TKQ QTHR. (Leicester) 0533 395611

● CW/RTTY code master. Realistic 50ch scanner, 68-512MHz, 2m 14ele mt beam, 70cm beam, Pye Westminster 70cm 433. 150-250 175-500 and 750. 40ft industrial aerial mast in 2 sections. Sensible offers please. G0LET. 0836 745217 day. (Nottingham) 0602 277941

● DX1000 comm rcvr, Bearcat, 0-30MHz all-mode dial, keypad, filters, noise blanker, clock timer, tape output: £265. G4ZUX QTHR. (Weston-super-Mare) 0934 512141

● YAESU FT7B tcvr 80-10m, FM, 160m, mic, manuals. Matching FP12 PSU. In exc cond: £375. Inc Securador del. GW4RLP QTHR. (Caernarfon) 0286 5264

● YAESU FT780R with manual and 19ele 70cm tonna: £325 cash. Buyer collects/inspects. QTH 1/4 mile from J36 on M4. Mike GWOMN new call. Old call GW6XCG. QTHR. (Sarn) 0656 724041

● ICOM IC720A all-mode HF 100W. VGC. New QTH maisonette, no aerials: £600. Daiwa ATU CN419 with PEP module: £160. Yaesu FF501 1kW LPF: £20. All VGC. 12m B/W monitor: £35. Plus carr. G4RNI not QTHR. (Gateshead) 091-469 0724

● SCANNER Realistic PR030. VGC. 68-512MHz, 16ch. Programmable. Cheap to clear: £100. Graham G7EYV. (Preston) 0772 812778 6-8pm

● UNIQUE opportunity to purchase 2 modern military radio stations. One is HF, 2-30MHz, AM/SSB/CW, 100W with removable 20w manpack set. Other is VHF, FM 36-76MHz, 25W with removable 3W manpack set. Clark 12m telescopic mast with matching wideband VHF coax dipole also available. Particularly keen to ptxch for Rascal PRM401, MA4040, VRA4026, PRM4090, MA945 or any green alloy-cased Rascal items. Complete, incomplete, working or not. Send SAE for colour photo and full details of items for sale to Bob, 120 Birmingham Road, Redditch, Worcs. B97 6EP

● CAPCO magnetic loop ant, model AM3 14-30MHz. As new: £230. GOKHJ QTHR. (Bolton) 0204 708942

● RA17. GWO: £180. Signals batts, lead, acid, dry

chrgd 22AH: £15. B28. GWO: £50. Voltage stabiliser 240V 500W: £20. Heavy. (Burton-on-Trent) 0283 44677

● YAESU FT767GX: £1000. Yaesu FL7000 linear: £1000. 2m MM200W linear: £250. (Heysham) 0524 51896

● CUMBRIA. Kenwood TL922 linear. 4hrs use. Tono terminal sends reads CWR/RTTY/ASCII. Sanyo monitor, computer unnecessary. 3000 trellis mast base, post mounting. Icom electret desk mic, ICSM2, Facit VDU keyboard. Deliver reasonable distance. G3NZT QTHR. (Windermere) 09662 2548

● FT101E plus FM board. Good cond, club tcr, hence no offers: £350. Buyer collects. Glenn G6HFF. (Bolton) 0204 63459 eve

● TS440S: £850. Vibrokeyer: £55. G4MH min-beam: £40. BNOS PSU 12/25A: £150. Kenpro KR400RC rotor: £100. Jaybeam Q6/2m ant: £25. Altron SM30 telescopic mast: £150. All carr extra, but SM30 mast to be dismantled and collected by buyer. G0GLL QTHR. (Halifax) 0422 365600

● RCVR. Trio R600 1st class cond: £200. Steve G0FLN. (Billerica, Essex) 0277 651313

● ATU SEM Transmatch with built-in Ezitune: £65. G4VWB QTHR. (Derby) 0332 551945

● PACKET system BMK. Eprom. Dragon computer. TNC. PSU. Leads. VHF/HF, simple and easy to use: £85. G4H2F QTHR. (Grimsby) 0472 71215

● CLARKE heavy duty 40ft telescopic pneumatic mast with self supporting legs. Cost new £3000. Ideal field days etc: £450ono. Army bomb disposal team comm kit, based on Pye PF1 70cm system. Complete, mint. Boxed: £1200. Interesting missile guidance sights consisting of X10 telescope: £20. PASS night vision binoculars, mint cond: £250. Sony ICF2001D, mint cond. HF airband: £250. G6CUQ. (Redditch) 0527 892282

● YAESU FT290R Mk2 multimode 2m with batt chrg, plus m/bracket: £3250. GW8YJN QTHR. 0437 781265

● FT980 tcvr. Exc cond, hardly used. Manual, boxed. Offers near: £1000. Howard, G0H2H QTHR. 0394 460474

● STANDARD G5800 all-mode 1/25W 2m, unused mobile, m/bracket, manual, 7/8 whip, gund mount. All exc cond. Bargain. £300. Tno TR300 with carry case, 20 nicads, chrg, whip aerial, robust rig, selling with regret: £110. GW1BGD QTHR. (Swansea) 0792 583522

● YAESU FL2100B linear. Serviced at cost nearly £300. New pair 572Bs. Fitted with mains filter and all leads. 100pc working order. View Dewsbury Electronics Stourbridge, or enquiries G3BWN QTHR

● SWAN 350 with matching p/pack and Shure 444 mic. Also mobile p/pack and DC node. All in perfect order. Offers? (Scunthorpe) 0724 732312

● FT101E, VGC, orig packing, fan, mic, CW filter, 12V leads, h/books, spare new PAS: £300. Eric, G3RXJ QTHR. (Newick, E Sussex) 082572 3355

● IC701 c/w PSU, packing, h/books etc: £550. FT690 with 6090 10W linear: £380. No phone, please write. G7BDD QTHR

● ICOM IC271E 2m. Base all-mode. 25W good cond: £300. BNOS 2m linear 180W out, 0-10W in. Good preamp. 11mths old: £200. 6ele quad with rotator, control cable and coax: £50. Complete station: £475. Will deliver to Southampton. G8PZH. (Isle of Wight) 0983 298331

● TRIO TM201A FM 25W mobile: £1750. MM 10-2m tvr: £700. BJ200 Mk3 h/hold scanner extended cord. As new, only 4mths old: £1500. All plus post. 0698 357869

● MATHS co-processor, Intel D8087-2, for IBM PC/XT/clones up to 8MHz, exc 2086. New: £45. G4LKI QTHR. (Frome) 0373 65666

● YAESU FC700 HF ATU, mint cond. 80-10m 150W swr PEP pwr 15-150W metering 100W d/ load, manual: £100. GW4RLP QTHR. (Caernarfon) 0286 5264

● DAIWA MT20E 2m FM multipurpose tcvr. This rig will give you 20W mobile and 10W portable. Carry case. chrg: £260. (Wooler) 0668 6228

● TRIO TX599 transmitter and JR599 rcvr matching rings linked for TX. HF 100W plus mic, spkr, manuals. Perfect: £250 paid. (Sidcup) 01-309 1295

● HEATHKIT HW7 low pwr TX/RX. G3JIC QTHR. (St. Helens) 0744 23916

● PYE Europa 70cm 3ch mobile. No txalts with mt, manual etc: £25. John, G0MJX. QTHR as G7BTC. (Kidderminster) 0562 743481

● CREED 444 teleprinter superb cond: £25. ST5 terminal unit: £40. Buyer collects. Northern Ireland. G14ZAH QTHR. (Castlerock) 0265 848815

● SONY ICF7600D rcvr plus active ant, AN1. Orig boxes and documents. Exc cond: £100 for both. G0MEN. (Plymouth) 0752 492590

● DRAKE C line R4C, T4XC, AC4 and MS4. All mint: £850. TR7 upgraded to TR7A with filters AUX7 and PS7 PSU: £900. L7 linear in mint cond: Offers? G2DAF linear with PSU. May need work: £95. 01-438 1600 day. 01-722 7049 after 6.30pm

● STORNO 614 repeater base c/w duplexer high-band: £200. Tail T198 mobile R/T CTCSS cordless spkr mic: £225. Pye pocket freq counter with case and chrg. GWO: £40. Essex Telecom talkhru basestation. Desk-top wooden cabinet high-band £150. Burndept UHF h/hold 3ch with nicad. £10. Pye Westminster W15AM high-band dashmount: £10. Clearstone BC2C chrg: £10. Pye Olympic M201 high-band: £10. Dymar Lynx high-band AM. £8. G4AJE. (Cambs) 0354 741168

● BELCON LS1026 10m multimode: £170. CTE 10m preamp: £15. Yaesu 101 spkr: £15. Creed 444. TU, paper, stand: £50. G0BXN. (Stafford) 05438 2289

● YAESU FT700E gen cov tcvr, all options fitted, manuals: £7800. Roger, G0KDR QTHR. (Luton) 0728 79405

● KENWOOD PS30: £800. Kenwood AT230: £140. Cond as new. Kenwood SP230: £40. G4YIT QTHR.

(Whittlesey, Cambs) 073120 268

● ZXC mobile camera lenses. 1x Nikkor 1:1.8 F25mm with iris control. With lens cover: £18. 1x Cosmicar 1:1.8 F22-66mm with zoom and iris control. Lens covers and carry case: £70. Prefer buyer collect. (S.Croydon) 01-651 5147 anytime

● TRIO TH21E FM pocket tcvr, c/w 2x PB21 nicads, BC3 batt chrg, SC8, soft case. Daiwa VHF linear amp. LA2035R. All boxed. Plus complete fittings for mobile use, inc gntter mounted ant: £200. G4UTG QTHR. (Poole) 0202 674285

● ALTRON AT42, 3yrs old with new grnd post. Max height 44ft. £350. G4ZEK. (Colchester) 0206 851343

● TRIO TS780 dual-band, late model, hardly used. Mint, boxed, £625. Collins 75S1Rx. £275. Byr collects. G4RLU QTHR. (Trowbridge) 0225 753166

● YAESU FR101D Rx. HF/VHF. 6.4.2m, £180 no offers. KW 160 ATU. £25. Dare SSVT Unit, £80. Datong ANF filter. £35. 144/432MHz Rx converter, £15. Beancat Rx scanner. £70. VTX 5000 modem, boxed, book, not used. £37. Sinclair ZX Spectrum, interface 1 RS232 lead, 1 micro-drive, not used, £40, no splits. Matt Lee, 26 Bromford Crescent, Edlington, Birmingham 021-350 0048

● YAESU FT77 HF Trx, FP700 PSU, FC700 ATU, FV700DM digital VFO, £700 ono. Sold as seen. Property of late G0BHF. (Binsted, Hants.) 0420 23594

● FT203 handheld with mobile bracket, 12V adaptor, mains charger, £125. Misc. 2m mobile whips and mounts. £20. Howes 2-6m Trx. £125. John, G7DXX. (Dunkinfield) 061-338 8731

● YAESU FRG8800 rx, £550. Yaesu FT7 mobile Tx/Rx. 80-10m plus 160m, £350. G3NMZ QTHR. (Luton) 0582 591749

● ALTRON AQ620 10-15.20/6m beam. Used for 1yr. Exc cond: £120. Spectrum 128 plus 2A computer. Almost new. psu. PSU. Boxed: £110. G4MYWQ. (Fochabers, nr Elgin) 0343 820955

● 2 INTO 1 switchers, 6 off. £9ea. Kenwood MC55 boom mike, PTT switch box, £15. 19 ele MET 2m antenna. £25. 2 Commodore VIC20 computers, cmpte, £20ea. 16k expansion for VIC20, £5. G4MWD QTHR. (Berwick) 0289 82464

● AMSTRAD 1512DD mono, DMP 3160 printer, all in exc cond, £485. G4RPA QTHR. (Bognor Regis) 0243 862629

● SILENT KEY complete station. Icom IC745 with PC35 PSU board. Icom ICAT100 auto ATU. 3 ele Tnband beam - Hygain TH3 Junior. Rotator. Controller/indicator. SSM. Transmatch. Datong notch filter. IC240 2m FM. Preter self complete. £1000. May separate. Contact G3ESW QTHR. (Stafford) 0785 662350

● KW600, new elects, new 572B, unscreatched. Any test. £195. IC-SMS base mic. £27. AR22 rotator, new ballcone, controller, hardware, 40ft 4-way cable, any test, £65. Daiwa cross-needle CN-410M meter. £40. Hamag HM207 scope with monitor adaptor. £45. Heath rcvr. 1-400V PSU, bias, heaters, twin meters. £25. Carr, all cost. No offers. G3RHK QTHR. (West London) 01-423 2329

● CIRKIT 20W 2m Amplifier £30. Pair PFI Pocke-phones on RB0 £25: Pye Reporter AM on 70.260MHz £40 Pye PF5 on RB14 £30. Solartion CD1400 dual beam scope £60. (Milton Keynes) 0908 665705 w/eends.

WANTED

● RACAL 1720 transmitter drive unit. Any cond, anything considered. Also RA63. Rack SSB adaptor. Cabinet for Rascal RA117. Distance no object. (Bromley, Kent) 01-462 4461

● DRAKE MN2700, Drake MN2700 ant tuner unit. Urgent. Drake PS7 PSU Urgent. Top cash price paid. Please call anytime. (Notts) 0602 609345

● RECRUITING 24 would-be club members, all British Amateurs, to share in the enjoyment as well as the running costs of a radio amateur exotic tropical island beach villa. QTH c/w HF station, to be shared at the rate of two weeks per member annually. 0908 668169

● OLD valve car radios or parts and info. Any cond for restoration. Wanted Quad valve amp or parts, any cond for restoration. Wanted WS18, WS19, WS22, WS46 etc for restoration. Eventual museum use. Jim G4XWD. (Kidderminster) 0562 823674

● PAIR 3-500z valves and bases, or pair 4-400. Bill G0EEW. (Barnstable) 0271 11227

● NICAD batt pack FNBA, 12V. Also chrg NC18C for Yaesu HH FT203R. QTHR. 021-357 2009

● MM 50/500 freq counter. Quote, pse, to QTHR. (London) 01-602 1697

● EXPANSION unit and hard disk for Amiga 500. Low pass filter. Small ant rotator. Hand scanning mic for FTONE. Spkr/mic for Yaesu FT207R. Also to complete my workshop, arc-welder, compressor. Stock and die set to thread 1/2, 3/4, 1in water barrel. Ken Lee G4HYQ. 14 Spring Meadow, Holly Spring Lane, Bracknell, Berks. 0344 483696

● H-HELD scanning rcvr. Must cover 70MHz band and capable of AM and FM switchable for all freqs covered. G8GZZ QTHR. (Woking) 0483 723506

● SX28, R4C, 3177, info for NC190. Chris, G8JFJ QTHR. (Horndene) 0705 596836

● DRAGON disk drive interface circuit or interface unit, or complete disk drive. Split screen, comms prog for PK232. Use with PCW8512. G3IVB. (Cambridgebridge) 0223 870891

● AP1086, RAF stores Ref nos. All sections particularly 10-10A to 10Z. Also Air Publications relating to radio, radar and navigation equip, such as Babs, Obode, Loran, Gee, H2S, Rebecca-Eureka system etc. Also would purchase post-war to current types of EEV valves. Exc price offered. Martin Gee,

17 Foxley Close, Mountford Estate, Fernhill Road, Hockley, London, E8 2JN. Ring anytime. 01-254 9083 or 01-790 2846

● CHEAP TNC and 2m FM tcvr. H/brew considered. G4WJX. (Stoke-on-Trent) 0782 330613

● YAESU FT776 with 270/50t. Prefer unit in good cond. Would consider Trio TS780. Cash waiting. Mike, G4SZX not QTHR. (Thorne) 0405 813713

● ALTRON telescopic tilt/lower lattice type mast 15ft sections c/w ground post and winches. Similar make considered. G4PZD QTHR. 0524 414030

● YAESU FV102DM ext VFO. Top cash price paid and collection arranged. Cliff, G3NDC QTHR. (Stammore) 01-954 1309

● UL41, UAF42 valves required to restore Ed-dystone RX for VK ham. Your price paid. G3MCS QTHR. (Caistor) 0472 851567

● YK88C or YG455C CW filter for TS830S. G3HHM QTHR. (Hagley, Stourbridge) 0562 885525 eve-w/e

● MICROWAVE Modules tvtr, MMT70/28 70MHz tvtr or MMT50/28 50MHz tvtr, for use with HF/10m tvtr. Robin, G4IRD QTHR. (Northampton) 0604 643431

● CLARKS mast 30-40ft. G4HXU QTHR. (Thame, Oxon) 084421 3381

● SHIMIZU SS1055 HF QRP. Must be VGC. G3HLI. (Coventry) 0203 456128 eve

● MANUAL, h/book, circuits for Rascal MA79H driver, DA41206 FSK modulator, DA34000 amp, EA36500 PSU. G2AVI QTHR. (Herne Bay) 022737 3571

● 1.4MHz xtal 1000pf feed-thru caps. 500V or 1000V, chunky Erie type. Valves 6G33 and QQV02-6. (Soham, Cambs) 0353 720583

● IC260E must be in immac, pristine cond. Nothing else accepted. Top price paid. Mark G4RGB. (Gillingham, Kent) 0634 30822

● SOUND recordings of QSOs. I'm trying to find out when the earliest off-air recordings of amateur QSOs were made. Recording equipment was advertised in the T and R Bulletin in the 1930s. Do any pre-war recordings survive? I'd like to know! Write or phone with any info please. If enough examples exist, I would compile a discography of them, which would be free to anyone sending an SAE. Also wanted. Info on, and preferably an example of, in any cond, the Fox transmitter, made by the Fox Radio Co in Leeds in the late 1930s. Good price paid for mint example. Norman Field G4LOF. 14 Regent Rd, Harborne, Birmingham, B17 9JU. 021-426 3663

● CIRCUIT for Tokyo hy-pow 144MHz pwr amp HL35V. Costs reduced. Ext VFO 520S and DG5 digital display for TS205E. Expander 430X and IB3 with connecting cable for multi 750X. Doug, G4BEQ QTHR. (Locks Heath, Hants) 0489 582423

● ARGONAUT, TX. Trio TS120V or other QRP TX/RX. Also Datong FL1/2/3. 30ft tilt mast. 80/40 vert ant. G2CYN. 0234 711538

● YAESU FT901R 6m module only. Good cond. G4SUX QTHR. (Wiltshire) 0249 814315

● URGENTLY wanted: ICS TOR-1 radio tele terminal, also Husky M208 or Hunter portable computer or accs. Purchase or p/lex for Yaesu FT770 2-30MHz manpack tvtr, IC505 50MHz all-mode, 28MHz all-mode, 2-9MHz Rascal QRP tcvr, 182kHz h/hold convertible top-band QRP. Bob. (Redditch) 0527 64885

● FC102 ATU. GW4RLP QTHR. (Caernarfon) 0286 5264

● PWR pack for B2 TX/RX. Homebrew will do fine. G3JIC QTHR. (St. Helens) 07424 23916

● WILL pay a good price for pre-war Eddystone dial and knobs to complete long standing project. 1/4in shafts and narrower. Also needed set of Eddystone USW coils. Bernard Litherland, G4IMT QTHR. (Chippenharn) 0225 891254 anytime

● MULLARD CRT 56817 or 56806 for Gould OS5100 module. Tail T530 VHF radio G4AJE. (Cambs) 0354 741168

● M280K twin disk drive, 1/0 box and printer. All manuals in good cond. G4JMX QTHR. (Manchester) 061-766 7403

● EARLY wireless sets wanted. Also horn speakers, xtal sets, unusual shaped radios, early Ham rcvrs. Any cond or incomplete welcome. Also early books, components, catalogues, Wireless Worlds. Drake MS4, Sherwood filters. James G4ERU. 5 Luther Rd, Winton, Bournemouth 0202 510400

● JENNINGS vacuum variable cap. 12-500pF, 7500V, part no. CSVF 500/UUCSF-500-0207 from ITT. Mackay remote ATU - £50 cash waiting. Free to museum. Creed INDS/INDC mouse perforator reader units. You collect. Tim, G4DNV. 0423 781446.

EXCHANGE

● ICOM IC2E h/hold mains and car chrgs, separate mic/spkr. Black Star 600MHz freq counter or similar. G3JIE QTHR. (Norwich) 0603 714686

● GEN COV RX. VGC. FRG7, unmodified for KW tcvr. Must be GWO. Must be electronically sound. Mike, G0JXX QTHR. (Southampton) 0703 443781

● EXCH mint TR2200G 2m portable 6ch inc R5, R6, R7 for Eddystone EC10 Mk2. G18DBG. (NIreland) 0247 852413

● QUARTER acre QTH, 10mins flat walk town centre. 16x10ft shack in orchard. Tennamast letbeam. 3 beds det house, sunlounge, garage, carport, caravan parking, greenhouse, fruit, veg dgs. Would like exch to Devon QTH. Requiring update considered, or could sell. (nr. Shrewsbury) 0338 552059

● EXCHANGE 18AVT multiband vertical or buy outright your ATUKW107/109. Your price. G3XXO. (Workop) 0909 472316 anytime

PTFE SHEET SOURCES?

A bumper mailbag this time and I'm not sure how much we'll get in: we'll just keep going until Mr Editor yields his dreaded blue pencil. First, a note from Mr J Edgerton, G0EDG, who said 'I read and enjoyed the article on the construction of a QRO low-pass filter - but the instructions call for 20 thou (or two sheets of 10 thou) PTFE sheet. Where, please, can it be found? Hmm, good question. We used to get it from a little shop in Shepherds Bush years ago but when I rang them last week to check it had turned into a greengrocer's - oh well. Anyone know of a source of PTFE sheet? Write to Mr Edgerton at 3 Walnut Tree Close, Lower Almondsbury, Bristol BS12 4EE, or let us know so that we can tell readers. I must admit I'd very much like to know the answer to that question myself.'

FT790 RF FEEDBACK

Next, a plea for help from Mr Mark Rogers, who writes 'I have an on-going RF feedback problem with a pre-amplified desk mic which I constructed about two years ago and have been unable to use with my FT790R. The mic consists of a metal RS console case with a 6 in gooseneck containing a Tandy electret insert; the amp is a single BC109 with variable gain. I use an identical unit on 144MHz with no problems. I have tried all the usual decoupling methods, including ferrite beads, capacitors to earth from all input and output points including the mic plug end of the cable and three different types of screened lead from the mic to the transceiver.'

I've also tried using different inserts, toroids with decoupling on the mic line, different methods of powering the amplifier (9V battery and 5.6V from the FT790's mic socket) and decoupling the up/down switches to earth. On SSB the system sometimes takes off completely; on FM there's just a high-frequency whine. It isn't the radio since I've tried it with another '790 and the same things happen. Any ideas?'

Sounds extremely tiresome to us - anyone got any suggestions? If so, Mr Rogers is at 662 Maidstone Road, Wigmore, Gillingham, Kent ME8 0LH.

DTMF TONE-GEN CHIPS

An easy one now from Mr P Hart, G4XVP, who says 'I am interested in constructing a number of projects which involve DTMF tone-generator chips. Unfortunately I can't find a supplier. Can anyone help? We had a quick flick through the various catalogues on our shelves but couldn't see any, although there are a number listed in the 1989 Philips Components 'Quick Reference Guide' so they do exist!'

Anyone with any better ideas is asked to let Mr Hart know - he's at 11 Kingston Road, High Wycombe, Bucks HP13 6JJ, or give him a bell on 0494 459777.

AMIGA PACKET TNCs

The next letter says 'Dear Helpline, I would like to try packet and wonder whether anyone uses an Amiga A500 and could give me some information on the TNC and software required. Also, is it possible to make TNCs from scratch, or are circuit boards available? The writer is Mrs P Bates, G0IYD, who lives at 29 Juler Close, North Walsham, Norfolk NR20 0SY. Our headquarters packet guru says that a number of stations use these machines so perhaps anyone with Amiga packet experience could get in touch.'

Almost all TNCs are controlled via the computer's RS232 port so all you need on the software side is a simple terminal programme for your computer. As for hardware, there are still one or two homebrew TNCs available; one we know of is by Peter Meiring, G0BSX, who can supply a high-quality plated-through PCB and documentation (but not components) for £16.50. Peter is QTHR in the 1989 Callbook and if you are into construction then this may be an interesting approach. It must be said however, that the price gap between kit and ready-made TNCs is now quite narrow and unless you are home-brewing purely for the fun of it, little or no saving will be made.

LOWE HELPS OUT

We enjoyed the next letter: it was from Lowe Electronics and went like this. 'Dear Helpline, Just spotted the plea for info on the R-300. We do stock the complete service manual for the receiver, at a cost of £4.50 plus £1 p&p. We also (incredibly) still have two amateur band bandspread drums in stock - part number D09-0016-04 - at £2.11 inc VAT plus £1.50 p&p. Seems like a bargain to me! We're happy to help when we can. Mini tnx to Lowe director G3PCY for the info.'

8 TRACK TAPE RECORDER WANTED

Now an item from G3KPO, he of the excellent Wireless Museum. Doug says 'Has anyone an eight track cartridge recorder tucked away under the bench? A recorder for old continuous-play

cartridge players, which came out just before cassettes, is desperately wanted by G3KPO for use in the Wireless Museum. There are still a few cartridge players about, but all the recorders seem to have disappeared. Can anyone help? If so, drop a line to Mr Douglas Byrne, G3KPO, at 52 West Hill Road, Ryde, Isle of Wight PO33 1LN - or ring him on 0983 67665.

SOLID STATE VALVES

Mr M J Roberts, RS88032, asks 'Has any amateur become involved in making up solid-state plug-in replacements for valves, i.e. making up a small assembly of ICs, transistors, diodes, resistors, etc on a small piece of Veroboard with leads running on to the pins of an old valve base? I have made up 'triods' (using high-voltage FETs) and rectifiers in this way but have not tackled frequency-changers.'

Can anyone suggest suitable solid-state alternatives for, say, the ECH35, possibly using a dual-gate MOSFET? Such an equivalent should be a stand-alone replacement, with no flying leads underneath the chassis. Sounds intriguing - this sort of thing was certainly done professionally in the 1970s but we haven't seen any hardware for some years. Mr Roberts is at 26 Beech Avenue, Brentwood, Essex CM13 2DX.

FOR NEWBRAIN READ SUPERBRAIN

A short and sweet letter now from Mr N Penketh, G3RYV, who writes 'Would you please be so kind as to correct an error that occurred in a 'Helpline' item in the December 1989 Radio Communication? You printed 'Newbrain QD computer' when it should have been 'Superbrain QD' computer. Er - sorry about that, can't think what came over me (dull thrust of editorial cosh sinking into skull). If you've got any info on the Superbrain QD computer, please write to Mr Penketh at Greenways, Bolton Road, Duxbury, Chorley, Lancs PR7 4AJ.'

SICK SAFGAN SCOPES

What's next? Mr Patrick Billingham, G4AGQ, tells us that he is responsible for the Electronics Department of Brighton College and that it has six Safgan DT520 oscilloscopes, which were bought in 1982. Mr Billingham says 'These are now becoming unreliable and in urgent need of overhaul. Any circuit diagrams or service manuals have long since disappeared, and I gather that the manufacturers are no longer in business. Although the standard of performance of these 'scopes is not outstanding, the simple front-panel layout makes them excellent instruments for teaching beginners. So I am not anxious to get rid of them. I would be most grateful if anyone could supply any technical information on these items. If any reader knows of any in full working order that are for sale, I should like to know.'

Any Safgan aficionados out there? Mr Billingham is at Brighton College, Eastern Road, Brighton, East Sussex BN2 2AL. I know what it's like when your favourite scope starts getting old and tired; my dearly beloved old Tektronix Type 547 is well on her way out and it's breaking my heart.

FL200B CIRCUIT

Mr Alan Strong, G3WXL, writes I should like to enlist the assistance of 'Helpline' to obtain a photocopy of the instruction manual and circuit diagram for the Sommerkamp FL200B transmitter. I can offer similar information on the FR100 receiver and FL1000 linear. Naturally I will reimburse all costs. Nice easy one there - Mr Strong is at 50 Willow Park Road, Wilberfoss, York YO4 5PS.

TELL TOM

Now an enigma. 'Who is Tom?' asks Mr Peter Marshall, G0IOX. 'I have received QSL cards from the bureau for Tom, G0IOX, both base and mobile. The cards are from SP7OGP (8/10/87), AI5P (17/10/87) and a few more. If Tom would like to contact me I will forward the cards to him. Regards, Pete - the real G0IOX! Hmm - was that a Jolly Roger I noticed just now, fluttering in the breeze...? Peter Marshall is at 11 Alver Green, Bidford, Devon EX39 4DL just in case it's a genuine misunderstanding.'

MYSTERY RADIO

Talking about circuit diagrams, please have a look at the diagram which is shown on the right (yes, Helpline is going up in the world - we've even got a diagram of our own this month!). This accompanied a letter from Mr Keith Phillips, GW8WNB, who said 'At a recent mobile rally I purchased a 145MHz transceiver and 5W amplifier which had been shoe-horned into a plastic box. When I got it home I discovered that the transceiver was originally a handheld which had been fitted (minus its case) into a plastic box. It seemed a worthwhile project to get it

going again; it's a six-channel crystal-controlled device and has the legend KP-202 printed on the PCB. Neither Lowe Electronics nor SMC were able to identify the rig and at the moment I'm not sure where to go from here, so I've made a full-size plan-view drawing of the transceiver in the hope that someone might recognize the layout and be able to help.'

There's a challenge! If you recognize this rig, drop Mr Phillips a line at 39 Llwyn Ynn, Talybont, Merioneth, Gwynedd.

STANDARD C146G DIAGRAM

Mr S A Morton, G8SFR, asks 'Does anybody have a circuit layout drawing for a Standard C146G 144MHz transceiver? I'm particularly interested in the tuneable inductors and capacitors. If so, please contact me at 2 The Coppice, Pembury, Tunbridge Wells, Kent TN2 4EY. Mr Morton's phone number is 0892 824938 and he's also got a fax machine on 0892 825134.'

CQ 90 GROUP RARAR TECHS

Next, a letter from Mr John Crabbe, G3WFM, who says 'I would very much like to know whether there are any readers who served in 90 Group RAF in the early 1950s and were involved in electronic countermeasures work. I served at RAF Watton in 1950-1 as a radar technician working on equipment and aircraft used in this role and I am trying to collect information, photographs, etc of anything associated with this work. I know that some of my fellow airmen were interested in amateur radio then, and I wonder whether any of them are still active. I first became aware of amateur radio by tuning into the amateur bands on the R1155 receiver fitted in the Avro Lincoln aircraft used for ECM at the time. Please write to me if you do have anything useful and I could perhaps write an article about it for Radcom sometime.'

Yes please sir - sounds brilliant. Ex-90 Gp guys, help make Mr Crabbe's article possible and drop him a line at 47 Torrington Drive, Potters Bar, Herts EN6 5HU. Can't think why that address sounds vaguely familiar.

FREE PSU BITS

Here's an offer someone surely can't refuse. Mr R Tomkinson, G4TGW, writes 'Several years ago I acquired a number of high-voltage transformers and capacitors, with the intention of building valve equipment. Since then my interests have changed to solid-state QRP so they have been gathering dust. If anybody can find a home for them, they can have them for nothing if they collect them! Well, we had to force ourselves not to go belting round to Mr Tomkinson's residence ourselves - write to him at 58 Chaplin Grove, Crownhill, Milton Keynes MK8 0DG and form an orderly queue.'

STANDARD FREQUENCY RECEIVER AMENDMENT

Please note that an error crept in to the circuit diagram as published in Figure 3 on page 75 of the November 1989 RadCom. Pin 9 of the MC1496 IC should have no connection made to it and the existing connection which runs from the end of the 3k resistor should instead go to pin 12.

YAESU DRIFT PROBLEM

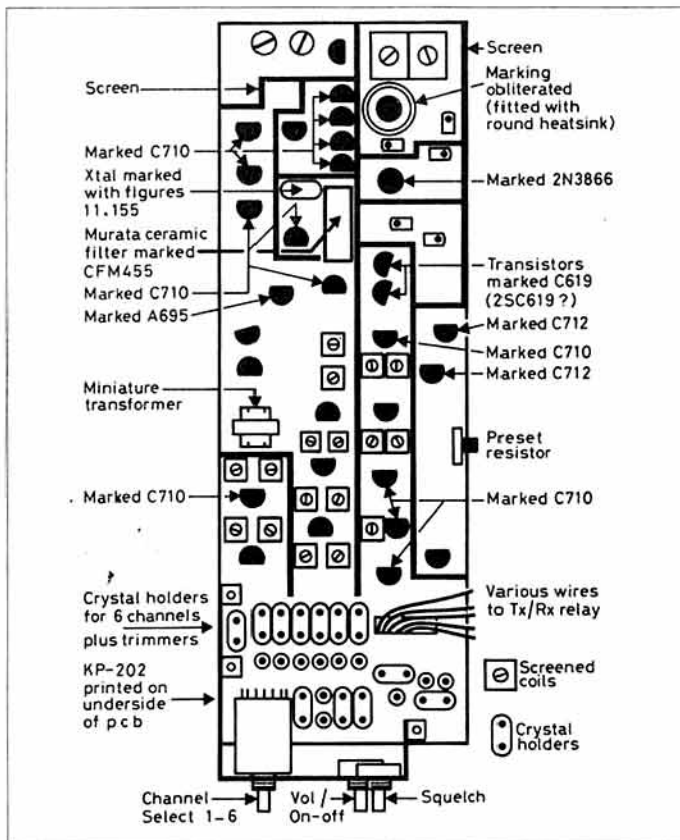
Here's an interesting letter from Mr J West, G4LRG, who writes 'For some months my father (G0MMV) and myself have been trying to solve a drift problem on a Yaesu FT757. In simple terms, the actual operating frequency was moving whilst the displayed frequency remained stable. The equipment was returned to the authorized local dealer for investigation. They held it for some weeks and eventually it was returned to us; they had been unable to trace the fault.'

'The problem was still very apparent and we decided to write direct to the manufacturers explaining the problem. This proved to be the best course of action, and after three letters the problem was solved. They even sent us the correct spare part with which to do the job. This was accompanied by enough detail to enable us to complete the repair ourselves.'

'It's also worth mentioning that they made no charge for either the information or the spare part, although the set was no longer under guarantee. For members who have rig problems and who are a little apprehensive about delving into the complexities of their black boxes, I would suggest that a letter to the manufacturer explaining the problem may well save them some money. It may also surprise them how simple the fix turns out to be. Fair enough - although having seen round SMC's service department a few years ago I must say I'd be surprised if they couldn't have fixed the problem pretty quickly as well.'

That's it for this month - sorry if we couldn't squeeze your request in but QRX till next time and we certainly will. 73 ES GUD DX.

Helpline is designed to help put people in touch with each other. If you have a problem, it's more likely there's someone out there who has the solution; if you are looking for an old colleague or amateur friend, there could be a reader who has some news of their whereabouts; if you have solved a particular problem, write and tell the rest of us. 'Helpline' is there to help you and to give you the opportunity of helping others. Write to us marking your envelope 'Helpline' and we'll do what we can to get the message out.



79

8 APRIL

Cambridgeshire Repeater Group Amateur Radio Rally/Junk Sale/Bring & Buy/Auction. Philips Radio Communications - Catering Centre, St. Andrews Road, Chesterton, Cambridge. Doors open 10.30am. Auction items accepted from 9.30am. Details G0HEM (OTHR).

Launceston ARS Rally at Launceston College. Doors open 10am. Bar: hot snacks; bring & buy; traders; Morse tests; opinions on your CW progress; RSGB publications on sale; breakfast bar for traders from 6am; parking; talk-in on S22. Details from Maggie on 040921 219 or Rodney & Joy on 0566-5167.

Swansea ARS Rally - Swansea Leisure Centre, situated on the A4067 Swansea-Mumbles coast road. Doors open 10.30am. Trade stands, bring & buy; repeater groups; demonstration station; bar; refreshments. Talk-in via GB2SWR on S22. Details from Roger Williams, GW4HSH, tel: 0792 404422.

15 APRIL

Centre of England AR Rally - Motorcycle Museum, Bickenhill, near NEC Birmingham. Details from Margaret or Frank, G4UMF, tel: 0952 598173.

22 APRIL

Marske-by-the-Sea Radio Rally - Marske Leisure Centre, High Street, Marske-by-the-Sea, near Saltburn. Doors open 11am. Talk-in on S22. Details from Allen, G7CBR, tel: 0642 480055.

6 MAY

7th Anglo Scottish Rally - Tait Hall, Kelso. Details from Bruce, GM4UIB, OTHR.

7 MAY

Mid Cheshire ARS Rally - Civic Hall, Winsford. Details from David, G4XUV, tel: 0606 77787.

13 MAY

Drayton Manor Mobile Rally - Drayton Manor Park, near Tamworth, Staffs. Details from Norman, G8BHE, tel: 021 422 9787.

19 MAY

Swindon Radio Rally - Oasis Leisure Centre, Swindon, Wilts. Details from Jim, tel: 0793 611859 or John, tel: 0793 619014.

20 MAY

Cambridge & DARC 5th Annual Rally and Radio Car Boot Sale at Coleridge Community College, Radebridge Road, Cambridge. Details from Brian, G4TRO, tel: 0223 353664.
Dunstable Downs RC 7th National AR Car Boot Sale - Stockwood Park, Luton. Details from Clive, G4ENB, tel: 0582 27907.
33rd Northern Mobile Rally - The Great Yorkshire Showground, Harrogate. Details from Mike, G0MKK, tel: 0423 564353/507653.

27 MAY

14th Annual East Suffolk Wireless Revival 1990 - Civil Service Sports Ground, Straight Road, Bucklesham, Ipswich. Details from Paul Whiting, G4YQC, 77 Melford Way, Felixstowe, Suffolk, tel: 0473 642595.
Plymouth Radio and Electronics Fair - Plymouth School, Church Road, Plymouth. Details from Jan Fisher, G0VZ, tel: 0752 340946 evenings/weekends.

28 MAY

Bircotes Radio Rally - near Bawtry, Doncaster. Booking forms/details 23 Florence Avenue Balby, Doncaster. Tel: 0302 857526.

3 JUNE

British Telecom (S. Wales District) ARS 2nd Annual Radio Rally - BT Headquarters, Coryton, Cardiff. Details from Martyn Jenkins, GW7EYP, tel: 0222 379634 (office hours).
Southend & DARS Mobile Rally at Rocheway Youth Centre, Rochford Essex. Details from John Stone, G0DFE, tel: 0702 202216.
Spalding & DARS Mobile Rally. Springfield Arena Spalding. Details from T. Kettlewell, G4TWR, tel: 0775 722940.

10 JUNE

21st Elvaston Castle Mobile Radio Rally, Elvaston Castle Country Park near Derby. Details from John, G4PZY on 0332 767994.
Royal Naval ARS 30th Annual Mobile Rally - HMS Mercury, Nr. Petersfield, Hants. Details 0703 557469.

24 JUNE

City of Bristol Group 33rd Longleat Amateur Radio Rally, Longleat Park, Warminster, Wilts. Details Shaun O'Sullivan, G8VPG, tel: 0225 873098.

1 JULY

York Radio Rally - Tattersall Building at York Race Course. Details tel: 0904 625798.

15 JULY

Sussex AR and Computer Fair - Brighton Racecourse. Details from Ron Bray, G8VEH, OTHR, tel: 0903 763978 or 0273 415654 (office hours).

29 JULY

Rugby ARS Amateur Radio Car Boot Sale - venue to be advised. Details from Kevin, G8TWH, tel: 0203 441590.
Scarborough ARS Rally - The Spa, Scarborough. Details from Ian, G4UQP, tel: 0723 376847.

12 AUGUST

Derby Mobile Rally - Lower Bemrose School, St. Alban's Road, Derby. Details from Kevin Jones, G4FPY, 20 Pinewood Court, Oakwood, Derby DE2 2LL. Tel: 0332 669157.

19 AUGUST

Royal Forest of Dean, Gloucs, Speech House Rally. Details from Terry, G4HZT OTHR, tel: 0594 33334 (mid evenings).
West Manchester RC Red Rose Summer Rally - Bolton Sports & Exhibition Centre, Silverwell Street, Bolton. Details from Dave, G1IOO, tel: 0204 24104 (evenings only).

26 AUGUST

Torbay ARS Mobile Rally - STC Social Club, Brixham Road, Paignton, Devon. Details G3HTX OTHR.

2 SEPTEMBER

Preston ARS 23rd Annual Rally - University of Lancaster. Details from Godfrey, G3DWQ, tel: 0772 53810.

9 SEPTEMBER

Vange ARS Annual Rally - The Laindon Community Centre, Aston Road, Laindon, Basildon, Essex.

16 SEPTEMBER

Bristol Radio Rally - Brunel's Great Train Shed, Temple Meads Station, Bristol. Details from David Farr, G4WUB, tel: 0272 839855.

21 OCTOBER

4th North Wales Radio Rally - Aberconway Centre, Llandudno. Details from E. Shipton, 34 Argood, Chester Avenue, Kinnel Bay, Rhyl, Clwyd LL18 5AY, tel: Rhyl 336939.

11 NOVEMBER

MARS Birmingham Mini Mobile Rally - Stockland Green Leisure Centre, Erdington, Birmingham. Details from Norman, G8BHE, tel: 021 422 9787.

18 NOVEMBER

West Manchester RC Winter Rally at Bolton Sports and Exhibition Centre, Bolton. Details Dave, G1IOO, tel: 0204 24104 (eves only).

OTHER EVENTS

9/10 MARCH

London AR Show - Picketts Lock Centre, Picketts Lock Lane, Edmonton, London N9 (just off the North Circular Road). Talk-in on 2m and 70cm. Bars. Restaurants. Disabled facilities. Free parking. Huge exhibition area. Bring & Buy. Dedicated area for Special Interest Groups. Admission £1. For further details and advance ticket sales, phone 0923 678770.

25 MARCH

Dover (YMCA) ARC QRP Convention & Table Fair - Dover YMCA ARC, Dover. Opens 10.30. Details from G0BPS, tel: 0303 276171.

1 APRIL

IARU Region 1 Conference starts - Torremolinos, Spain. Details G3FKM.

21/22 APRIL

RSGB National Convention - NEC Birmingham. Details 0277 225563.

29 APRIL

Bury RS 1990 Hamfest - Castle Sports Centre, Bolton St, Bury. Doors open 11am, for disabled and blind visitors at 10.30am; talk-in on S22 and S8B, traders; catering facilities; giant 'Bring & Buy'. Details from C.D.W. Marcroft, Mosses Community Centre, Cecil St, Bury, tel: 0706 229930 (evenings only).

6 MAY

BATC Convention, Harlaxton Manor, Nr. Grantham. Details from Paul Marshall, G8MJW, tel: 0522 703348.

12 MAY

RSGB VHF Convention - Sandown Park Racecourse. Details from Geoff Stone, G3FZL, tel: 01 699 6940.

13 MAY

Yeovil ARC 6th QRP Convention - Preston Centre, Monks Dale, Yeovil, at 9am with the first lecture at 10.30am. Lectures during the day by GM3OXX, G3RHI, G3PCJ, G3MYM. All usual traders. Food & drink. Further details from G1MNM, OTHR - by post only.

17 JUNE

Eighth Annual Practical Wireless 144MHz QRP Contest. 0900 - 1700 UTC. Transmitter output power will be limited to 3 watts as usual. Full rules will be published in due course in *Practical Wireless*. Contest adjudicator: Neill P. Taylor, G4HLX.

the last...

QSL BUREAU

Reading the 'QSL Bureau Grips' in the January copy of *RadCom*, I was not at all amused to read G1SGB's attack on Ted Allen.

Here we have a chap who gets all his QSLs despatched - assuming he sends any - at no cost to himself, by the very man he sets out to attack who has given years of valuable service to the QSL Bureau both as a sub-manager and now as manager.

In the 27 years that I have been handling a section of the Bureau I have only once had to deal with a person of similar views. He wrote complaining to Ted Allen over having not received any cards from me for about 9 months. His letter was forwarded for me to deal with. Upon checking my stock of SAEs I found this person had no envelopes deposited with me. I wrote to him informing I had some cards for him which I would be pleased to send if he would send me some envelopes. But he never did!

So, when a person complains of 'lack of efficiency' he should first make certain that he himself is efficient. For example:

- (1) Has he supplied his sub-manager with some SAEs?
- (2) Is the postage on them up to date?
- (3) Are the envelopes of suitable size? (About 7 x 5 in.)

As regards G1SGB's sweeping statement that the sub-managers put in more cards than the postage will allow, all I can say is that I have a set of letter scales, and I check each envelope for weight before posting them.

J H Brazzill, G3WP

May I refer to the letter from S G Bryan, G1SGB, published in your January issue? Since this mentions me by name, I trust you will permit me to reply in some detail as it contains much incorrect information and false assertions.

The facts being as follows:

He first contacted the Bureau some time ago with the fixed idea that there should be more than one sub-manager for the G1 call sign group, this not being borne out by the facts any more than it was for the G6 and G7 groups. He did not of course give any valid reason, so no action was taken beyond pointing out the position to him.

He then took another tack and criticised the system, alleging that his group was being discriminated against. Again, no facts or supporting complaints.

I advised him that the G1 group received exactly the same treatment as all the others and that all sub-managers had, according to my records, received a parcel of cards, on average every 35 days for the past three years.

The next I heard was when the G1 sub-manager passed me a letter from G1SGB saying that he did not believe it, although goodness knows why anyone would want to tell lies over it.

Now we come to this gentleman's reference to my being sent cards in June. Like many people I take my annual holiday in one spell. Although this is up to the individual, most members co-operate by not sending cards during that period, which is announced in *RadCom* and on GB2RS. Mr Bryan was one of those who either did not see or act upon our request. I know he knows little about the Bureau, but even he should appreciate that a husband and wife team do not want 48-plus bags of mail awaiting their return from holiday.

Now the true facts concerning the eventual transfer of the QSL Bureau to Potters Bar. The Bureau is not being transferred because many amateurs are constantly criticising the Bureau (certainly not in writing to me or to Potters Bar). The real position is that by every post I receive notes of appreciation over the service given, not to mention Christmas cards.

I reached the age of 65 in June 1988, but agreed to carry on for a further period until such time as HQ took over.

Improved radio conditions were adding to the workload all the time (not to mention new bands) so it was arranged that in June 1989 the incoming portion of the Bureau would be transferred to Potters Bar, including a large backlog as a result of the earlier Post Office strike. Our official 'holiday' period was largely spent in assisting this move, but obviously one cannot make such a change overnight. Once again the position was outlined in *RadCom* quite adequately, I thought. Since we were officially on holiday, no cards would have been sorted that month anyway. The system did not crash, there was merely an unavoidable, though planned, delay whilst a transfer was being organised.

E G Allen, G3DRN

Outgoing RSGB QSL Bureau Manager

HOW USEFUL IS CW?

What a pleasure it was to read G4OZL's letter in the January 'Last Word'. No doubt it will bring howls of derision from those with superiority complexes, but it is good to see a constructive suggestion which, as we approach the year 2000, views CW in a less parochial way.

I have never been able to see why a CW test before sending CW was any more important than a typing test before sending RTTY.

I believe that the only official reason the CW test still exists is to limit the numbers on the already overcrowded HF bands. In this day and age the so-called 'life and death situations' which might require an amateur to read CW are highly unlikely to occur since most professional communicators left CW behind long ago.

G4OZL seems to have got things in the correct perspective. The thing that obviously counts is the RAE; this is the only point where the amateur's ability to operate the equipment is tested. It is logical that the novice licence should permit low power outputs to allow all potential amateurs to gain experience to go on to take the RAE where they can prove their competence. After this, with an 'A' licence, they would be able to use full power.

To argue that a sinking ship sending SOS might stray from 2182 on to topband or eighty is no different to the chance of finding 'flight 19' on two metres. (I can't copy AM either.)

May I completely endorse G4OZL's view but suggest that there be two licences, an 'A' licence a novice licence. Let those who choose not to use CW go in peace. There should be no further restriction on mode or frequency for beginners, only power. For those who like to carry on the tradition please feel free.

So come on RSGB, get ready for the 21st century, not a restart of the 20th! Make this your goal for the 1990s.

G Lindsay, G8BZL

MORE ON THE NOVICE LICENCE

I can assure Roland Brade ('Last Word', January) that the RSGB has actively pursued a form of Novice Licence for some considerable time with regular reports of progress appearing in *RadCom*, particularly during the past twelve months.

I can also assure him that the RSGB did not adopt a hostile approach to CB; in fact positive steps were taken by the Society to encourage them to take an active part in amateur radio - a policy that has been very successful.

I am pleased that James changed his attitude to amateur radio after failing the RAE and I do wish him every success in his future examinations to obtain a full call.

Finally it was ironic that the writer should have given James his first QSO using his brand new Novice call - VK2VJB!

John Bazley, G3HCT
Chairman, Licence Advisory Committee

Over the past few months there have been a number of letters discussing the proposals for a novice licence. Very few of these have been written by class B operators.

As a class B operator, I must disagree with Mr P Ingram, G4OZL, in his comments that a class B licensee would be 'incensed' with the thoughts of a novice licence. I still find plenty to interest me on the VHF bands and I am pleased that the RSGB are proposing the novice licence; our hobby needs a continuous influx of new members and anything that helps this must be welcomed.

If the proposed novice licence does allow some operation on the HF bands, then some class B licensees may be encouraged to apply for one and discover what the HF bands have to offer. In this way it can be used as a stepping stone to a class A licence.

The excellent Bardstown experiment showed what can be achieved in getting new members interested in amateur radio. To be able to repeat that in this country, then we need a means of getting new members on the air (even in a limited form) without examinations or tests being seen as a stumbling block and putting them off. Once they have seen the delights of our hobby, then their enthusiasm will carry them through the examinations for the full licence.

Phil Walter, GM8SNE

SHAMBOLIC SHACK DISAPPOINTMENT

To my humiliation of coming third in the 'Shambolic Shack' competition, you now add disappointment by denying me my eagerly awaited spoils in time. I was so looking forward to receiving my apron before the New Year as it would have had a profound effect on one of my resolutions!

It appears that Mr Kemp, G4TLK, (January 'Last Word') was convinced that the competition was as serious a matter as the safety in my radio room. Just because the area appears to be a shambles doesn't mean that it is dangerous. Does he use a 'robust' external earthing system and employ ELCBs together with interlocks on all high voltage equipment? Is his main breaker located in such a position that it is very easily accessible? I have all these and I bet many other of the entrants do too.

George Eddowes, G3NOH

FROM THE GDR

With pleasure I read the May issue of *RadCom*. I got it by chance with the friendly help of GM4SVM, Don, from Stirling who sent it to me. And perhaps I'll be allowed to contribute two items.

I'd like to congratulate 11 year old

Joanne Bedford for taking her exam at Dover. Mrs M Bedford writes (p.82) that self-motivation and hard work are necessary to get results. That's true indeed. I myself am 48 and I have been on the air for only three years. I passed my exam after taking part in an evening CW sandwich course which was transmitted via our district repeater Y21E every Thursday and lasted for about 6 months.

Then I sat for the exam that consists of a mixed text, letters, figures, standard QSO phrases and idioms. But I think besides self-motivation you should have a good deal of learning methods and techniques which ensure the procedure and the results, e.g. listening to tapes in different ways, copying given texts which you know before and some which you don't know, keying simultaneously, increasing the speed - not too fast! - making breaks at the right moment to avoid interference of similar sounds, combining sounds etc. It's worth discussing teaching methods and learning methods. I think. Hopefully these lines will also provide encouragement to beginners and to those who are ready to give up.

I include a brief mention to the note at page 25, DXnews. Y88POL is not at Volker Base as you wrote. I think it's a typo error. The operator of the above call is Y24LN whose name is Volker. He worked from March 88 to March 89 with the special call from the Arctic station 'Georg Forster' which was installed by the GDR. The location is 46°11'N and 11°50'00'E in the Schirmacher Oasis on Queen Maud Country. I got the info from the November issue of our *Funkamateure* paper.

Some last remarks. With interest I have heard about the YEAP project of your DTI and the novice licence. Very interesting indeed! Hams from the UK told me about that. I really want to get more info on these topics.

In my town Schwedt in the north east of my country we have an active group of hams, some very experienced DXers. In December I am going to start a 4-part broadcast 'English for Radio Amateurs' from my club station via the repeater. I hope it will give help for using English on the bands. So I took a lot of words, phrases and ideas from your May paper which will help me to improve and increase my stock of words. Well, I thank you for your work and ask you to give my best wishes and 73s to all friendly amateurs in the UK who are always welcome on my frequency.

Dieter Klaskchka, Y41BE

VISITING BULGARIA

On the 8th December 1989 I paid my second visit to the City Students Amateur Radio Club in Sofia, Bulgaria. Their call sign is LZ1KDP. I was again made a guest operator at their station. Their equipment is a Kenwood 830 followed by an 800 watt linear feeding a 6 element antenna system. I received a very warm and friendly visit as on my previous visit in February 1987. In February 1987 I also visited a Bulgarian Federation of Radio

Amateurs and was again allowed to use their equipment and call sign followed by my own, GW4HA.

They would like to extend a warm and friendly welcome to any British amateur visiting their city. The address of the Federation is 76a Gurko St., Sofia, Bulgaria. During that visit they presented me with a pennant to commemorate their 60th birthday.

T J Parker, GW4HA

G-PLATE AD

I can think of no better way of advertising the fact that one is a radio amateur with valuable radio gear in the car than by having a personalised number plate. I am quite happy to remain, Yours Sincerely, BNJ81K.

A R Hobden, G3YNN

SATISFIED CUSTOMER

A few months ago, I bought an iambic keyer from Kanga Products. The kit came promptly, worked first time, and I was very pleased with it.

Recently, the keyer developed an intermittent fault and I sent it back for advice. By return came a long and helpful letter. When a similar fault appeared again, Kanga at once sent me a replacement kit and refused to accept the cheque I had sent them to cover their postage and expenses.

I have no connection with the firm except as a satisfied customer, but I think their excellent service deserves to be widely known.

John McNaught, G3UJZ

VERBOSE CW OPERATION

I agree entirely with the letter by G4LJF (November 'Last Word'). Could I also make some comments regarding CW operation on the HF bands please?

1. Is it just me, or do other people suffer the irritation of your own transmission being sent back to you? 'Tnx for 589 rpt fm North Bucks. yr lcom 745 es 4 el yagi doing fb job. Yr wx 14C sunny and cool fb dr om.' (Imagine living in a 16 letter QTH with a Smorgasbord TX and Circumflexial Rhombic!)

2. The letter R is sufficient to tell the other station that you have received his last transmission entirely, and does not require further elaboration. 'Solid copy', 'yr xmsn rcvd ok', 'copied 100pc' can all be replaced with *three symbols*... dit dah dit.

3. 599 means R5, S9, T9. You cannot have 599 and ask for repeats. ORM, QRN, ORQ or QSD are the major reasons for requesting repeats. If you suffer from the first two, then your report should be 499 or 399. A simple 'pse QRS' should suffice for the speed merchant, whilst you need bags of diplomacy for the QSD complaint! Even 519, or 509 are perfectly acceptable if you are an avid S-meter reporter.

4. DX stations and contest stations now send 599 regardless of true, actual RST. It's assumed to be a quicker way of reeling off a report, 5NN being the method used. (Why not replace the 5

Please note that the views expressed in 'Last Word' are not necessarily those of the RSGB.

We reserve the right to edit letters and regret that we can no longer acknowledge them individually but will pass them on to the relevant department.

with a single E and be even more correct?). If it is so meaningless, then surely it's a waste of time sending it in the first place.

5. How long does it take to say goodbye? How long is a piece of string? 'Mni tnx for QSO, best 73 to you es yr family, good DX and best wishes, hope cu agn sn, QSL sure via bureau, will look fwd to next QSO further down the log, very best 73s es 88s, good luck...' etc, etc, etc! How many times have you sat on a QSO, patiently awaiting your turn, and listened to all that? Any one of the above would be more than sufficient. There are enough articles written concerning 73s and 88s, so I will not comment further on those.

There are a lot of newcomers on CW and they seem to be increasing. Good! But let us all please be sure to set them a good example. There are also lots of foreign radio amateurs who like to improve their English by using CW. Fine, but please *talk* to them; don't just go back with standard rubber stamp phrases. They will benefit, and so will you.

Des Shepherd (C.Eng, MIEE), G3LCS

G3TSO TRANSCEIVER

I notice that from the last two issues of *RadCom* that you are advertising a PCB service to readers for some recent constructional projects. I realise that these are all supplied by Badger Boards, rather than the RSGB itself.

As you are aware I undertook to have PCBs manufactured for the 'Modular Transceiver' article and to date have supplied 116 complete sets. I still have a number of sets available and can obtain further supplies should the demand continue.

I would be pleased if you could make it known to readers that these boards are also still available at a cost of £35 for the complete set of 7 PCBs, including postage. Whilst I cannot afford to hold large stocks, I can continue to supply them as long as I receive sufficient orders to justify a minimum quantity production run of 10 sets. I regret that due to the method of construction, individual boards are not available.

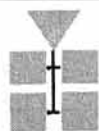
Mike Grierson, G3TSO

REFRYNE ON THE KEY....



G6MEN:RF

... word



Aerial Sites plc

RF ENGINEERING OPPORTUNITIES

Aerial Sites Plc are market leaders in the PMR industry providing site sharing facilities on approaching 100 prime locations throughout the UK. The Company operates to exacting standards in a complex environment. Our performance is well recognised and we require enthusiastic staff to join our expanding technical team, based near Chesham, Bucks, but operational throughout the UK.

Radio Frequency Engineer:

Applicants need to demonstrate a theoretical and practical knowledge of RF technology and filter and combiner techniques. They must enjoy and be capable of dealing with customer contacts at all levels. Applicants must also have the confidence to work without supervision and should have the ability to solve technical problems in a logical and effective manner.

Planning Engineer:

Applicants need to have a background knowledge of radio engineering techniques and be familiar with unattended radio sites. They must have a broad understanding of electrical installation procedures and be used to liaising with Public utilities for supplies.

Age range 28 to 45. Remuneration related to age and experience but c.£12,500 to £15,000. Company car, expenses and benefits package.


Please send C.V. to: Recruitment Officer, Aerial Sites Plc, Aerial House, Latimer Park, Chesham, Bucks HP5 1TU.
Tel: 0494 763636

RADIO OFFICER A CAREER WITH A DIFFERENCE

Government Communications Headquarters (GCHQ) are specialists in all aspects of communications and as a RADIO OFFICER you would be trained to undertake wide ranging duties covering the complete radiocommunications spectrum from DC to light.

Not only do we offer Comprehensive training but also:-

- Good Career Prospects • Competitive Salaries
- Varied Work (opportunities for moves within UK and Overseas)
- Generous Leave Allowances • Job Security
- Non-Contributory Pension Scheme and much more!



QUALIFICATIONS

a. You need to hold or hope to obtain a BTEC National Diploma (or HNC/HND) in a Telecommunications, Electronics Engineering or similar discipline. Special consideration will be given to applicants holding an MRGC Certificate. The C&G 777 (Advanced) or other qualification incorporating Morse skills would be advantageous but not essential.

or
b. Have a minimum of 2 years recent relevant radio operating experience. Preference will be given to those capable of reading Morse at 20 wpm.

Preferred Age Range 18 to 45 years.

SALARIES (Reviewed Annually)

After a residential training course of between 29 and 52 weeks - depending on background experience - the Radio Officer

Pay Scale ranges from £12,678 to £18,431 over 5 years with prospects for further promotion. (Salaries include an allowance for shift and weekend work).

APPLICANTS MUST BE BRITISH NATIONALS

For further information and application form contact:-
Recruitment Office, Room A/1108, GCHQ, Priors Road, CHELTENHAM,
Glos GL52 5AJ or Telephone (0242) 232912 or 232913.



RF & MICROWAVE ENGINEERS!

Are you working in RF/Microwave design or test? Then consult the specialist agency for your next career move. We have hundreds of vacancies registered with us, from satcomms to CT2 so phone us today!

Garibaldi Technical Recruitment 0494 773918

or send your CV to: 160 Bellingdon Road, Chesham HP5 2HF

GERMANY CALLING! GERMANY CALLING!

R.F. Sales/Service Engineer to work in West Germany.

Contact *The Engineer's Choice*

BULLDOG ENGINEERING RECRUITMENT & Management Services

11 Marlborough Place, Brighton BN1 1UB.

Tel: 0273 570574 Fax: 0273 570285



WANTED

BASE STATION ENGINEER

For London and S.E. Region

£15K per annum + Car + BUPA + Pension Benefits



Phone now

01-573 7337

INDEX TO ADVERTISERS — FEBRUARY

Aerial Sites plc	82	R.A. Kent (Engineers)	54
Aerial Techniques	54	Klingenfuss Publications	69
AJH Electronics	70	KW Communications Ltd	53
Amcomm of London	67	Lake Electronics	52
AMDAT	50	London Amateur Radio Show	55
ARE Communications Ltd	56 & 57	Lowe Electronics Ltd	26, 27 & IFC
Arrow Electronics Ltd	59	Mauritron Electronics Ltd	70
Bermuda Contest	68	Nevada Communications	51
J. Birkett	58	Norbek Exhibition	66
Blue Rose Electronics Ltd	68	Photo Acoustics Ltd	70
Border Communications Ltd	52	Procomm (UK)	71
Bredhurst Electronics Ltd	48	PW Publications	72
Bulldog Engineering Recruitment	82	Qualitas Radio	70
C-Fone	82	Quartslab Marketing Ltd	68
Cambridge Kits	50	Radio Shack Ltd	74
CAP.CO Electronics	52	Random Electronics	69
'Chip Shop' (Semicon) Ltd	52	R&D Electronics	72
Datong Electronics Ltd	50	R.N. Electronics	74
Dee Comm Amateur Radio		Revco Electronics Ltd	73
Products	74	S.E.M.	71 & 73
Dewsbury Electronics	25	Siskin Electronics Ltd	68
Dressler Communications Ltd	69	South Midlands Comms.	
G4TNY Amateur Radio	58	Ltd	22, 23, 24 & OBC
G4ZPY Paddle Keys	50	Spectrum Communications	72
Garex Electronics Ltd	54	S.R.W. Communications Ltd	71
Garibaldi Technical Recruitment ...	82	Star Electronics	74
GCHQ	82	Stephens-James Ltd	71
G.W.M. Radio Ltd	50	Technical Software	58
Hately Antenna Technology	74	Tennamast Scotland	69
CM Howes Communications	48	Total Communications	68
ICOM (UK) Ltd	28, 29 & IBC	T.V. Masters	70
ICS Electronics Ltd	21	Uppington Tele-Radio	73
J & P Electronics Ltd	71	Waters & Stanton	49
Kanga Products	68	Colin Wilson	70



UK AMATEUR RADIO
FREQUENCY ALLOCATIONS
AND
LICENCE SCHEDULE
1990

Amateur Radio Band Plans

On all bands there are recommended sections set aside for use by each mode. In some parts of the world (e.g. the USA) observance of these band sub-divisions is mandatory. The IARU Region 1 hf band plan is set out below and should be observed at all times even though its recommendations are only advisory as far as UK amateurs are concerned. The IARU Region 1 Conference in April 1990 at Torremolinos may result in some changes being made to these band plans. Any such changes will be publicised in *Radio Communication* at the earliest opportunity.

1.8MHz	UK Band Plan	Status of allocations in UK to:		Maximum Power:		Permitted Types of Transmission
		Amateur Service	Amateur Satellite Service	Carrier	PEP	
1.810		Available on the basis of non-interference to other services (inside or outside the United Kingdom)	(Not allocated)	9dBW	15dBW	Morse Telephony RTTY Data Facsimile SSTV
CW only						
1.840	1.840 \pm 2kHz <i>rtty</i>					
CW and phone	1.850 <i>used by QRP</i>					
2.000						

Call sign	Location	Frequencies (kHz)
GNI	Niton loW	1834
GNK	Norwick, Shetland	1824
GPK	Portpatrick	1883
GHD	Hebrides	1866
GKR	Wick	1827, 1922*
GND	Stonehaven	1856w, 1946, 1999*
GCC	Cullercoats	1838, 1953w
GKZ	Humber	1869, 1925(w)
GNF	N. Foreland	1848
EJM	Malin Head	1841w
EJK	Valentia	1827w
OST	Ostende	1817w, 1820w, 1905, 1908, 1971.5*
OSA	Antwerpe	1901w, 1904
PCH	Scheveningen	1862w, 1890w, 1919.5*, 1939w (1971), 1972.5*, (1995)
DAN	Norddeich	1911
DAO	Kiel	1880, 1883, 1915, 1918
OXB	Blavand	1813
FFU	Brest	(1894), (1995)
FFO	St Nazaire	1817, (1995)
FFC	Bordeaux	1820, 1862w
FFM	Marseilles	1906w, 1988
TKM	Grasse	1834, 1988

The 1.8MHz band is shared with other services. This is a list of coastal radio station frequencies which are to be avoided.

All frequencies are used for ssb, except those marked with an asterisk (rtty). apart from those in brackets, which are available when required, they are all in regular use. "W" indicates a working frequency.

In addition to these, 1950 and 1953kHz, both J3E/USB, are assigned to all UK coastal radio stations. The frequencies which tend to suffer interference from stations in the amateur service are 1.820, 1.841, 1.852 and 1.953kHz, with the last being by far the most commonly affected.

IARU: Band Plan co-ordination

As the RSGB represents the interests of radio amateurs within the UK, so the International Amateur Radio Union (IARU) represents amateur radio on an international scale. Its membership is made up of national societies rather than individuals and it has 124 member societies. It was founded in 1925 and has its headquarters in the USA. It is split into three sections as is the International Telecommunications Union (ITU). Region 1 comprises the UK, Europe, Africa and the USSR.

The aim of the IARU is to promote worldwide growth in the movement and where necessary represent the movement's interests at the ITU. It also regulates and co-ordinates band plans, and makes recommendations for the use in operation of specialised activities such as meteor scatter.

Another service provided is the Monitoring Service (IARUMS) which monitors unauthorised transmissions by other services within the amateur bands. Reports from the IARUMS are sent to both the ITU and national telecommunication administrations.

3.5MHz	UK Band Plan	Status of allocations in UK to:		Maximum Power:		Permitted Types of Transmission
		Amateur Service	Amateur Satellite Service	Carrier	PEP	
3.500		Primary. Shared with other services	(Not allocated)	20dBW	26dBW	Morse Telephony RTTY Data Facsimile SSTV
CW only	3.500 – 3.510 <i>reserved for international working</i> 3.500 – 3.560 <i>contest preferred segment</i> 3.560 <i>used by QRP cw</i> 3.588 <i>used by AMTOR</i> 3.590 – 3.600 <i>used by packet radio shared with cw/rtty</i>					
3.600	3.600 \pm 20kHz <i>rtty shared with cw/phone</i>					
CW and phone	3.600 – 3.650 <i>contest preferred segment</i> 3.605 <i>packet radio BBS</i> 3.635 – 3.650 <i>used by USSR stations for intercontinental working</i> 3.690 <i>used by QRP ssb</i> 3.700 – 3.800 <i>contest preferred segment</i> 3.735 \pm 5kHz <i>SSTV recommended</i> 3.775 – 3.800 <i>reserved for intercontinental working</i>					
3.800						

7MHz	UK Band Plan	Status of allocations in UK to:		Maximum Power:		Permitted Types of Transmission
		Amateur Service	Amateur Satellite Service	Carrier	PEP	
7.000						
CW	7.030 <i>used by QRP cw</i>	Primary	Primary	20dBW	26dBW	Morse Telephony RTTY Data Facsimile SSTV
7.040	7.040 \pm 5kHz <i>rtty and SSTV shared with cw/phone</i>					
CW and phone	7.070 <i>used by QRP ssb UK</i> 7.090 <i>used by QRP ssb international</i>					
7.100						

10MHz	UK Band Plan	Status of allocations in UK to:		Maximum Power:		Permitted Types of Transmission
		Amateur Service	Amateur Satellite Service	Carrier	PEP	
10.100						
CW	10.106 <i>used by QRP cw</i>	Secondary	(Not allocated)	20dBW	26dBW	Morse Telephony RTTY Data Facsimile SSTV
10.145						
RTTY (shared with CW)						
10.150						

Notes: No contests should be organised on the 10MHz band. Credit for awards or diplomas should be accepted for contacts made on the 10MHz band. SSB may be used on the 10MHz band during emergencies involving the immediate safety of life and property, and only by stations actually involved in the handling of emergency traffic.

14MHz	UK Band Plan	Status of allocations in UK to:		Maximum Power:		Permitted Types of Transmission
		Amateur Service	Amateur Satellite Service	Carrier	PEP	
14.000						
CW	14.000 – 14.060 <i>contest preferred segment</i> 14.060 <i>used by QRP cw</i>	Primary	Primary	20dBW	26dBW	Morse Telephony RTTY Data Facsimile SSTV
14.070						
RTTY (shared with CW)	14.075 <i>used by AMTOR</i> 14.089 – 14.099 <i>used by packet radio</i>					
14.099						
	14.099 – 14.101 <i>reserved for International Beacon Project (packet radio operators are asked to take special care to avoid causing interference in this segment)</i>					
14.101			(Not allocated)			
CW and phone	14.103 <i>packet radio BBS</i> 14.125 – 14.300 <i>contest preferred segment</i>					
14.250						
CW and phone	14.230 \pm 5kHz <i>recommended for SSTV</i> 14.285 <i>used by QRP ssb</i> 14.345 <i>used by VHF net</i>					
14.350						

BAND PLANS

18MHz	UK Band Plan	Status of allocations in UK to:		Maximum Power:		Permitted Types of Transmission
		Amateur Service	Amateur Satellite Service	Carrier	PEP	
18.068						
CW						
18.100						
CW and RTTY		Primary	Primary	20dBW	26dBW	Morse Telephony RTTY Data Facsimile SSTV
18.110						
CW and phone						
18.168						

21MHz	UK Band Plan	Status of allocations in UK to:		Maximum Power:		Permitted Types of Transmission
		Amateur Service	Amateur Satellite Service	Carrier	PEP	
21.000						
CW	21.060 <i>used by QRP cw</i> 21.100 ±20kHz <i>rtty shared with CW</i> 21.103 <i>packet radio BBS</i> 21.107 <i>packet radio BBS</i> 21.100 – 21.120 <i>packet</i>					
21.149	<i>reserved for International Beacon Project</i>	Primary	Primary	20dBW	26dBW	Morse Telephony RTTY Data Facsimile SSTV
21.151						
CW and phone	21.285 <i>used by QRP ssb Europe</i> 21.340 ±5kHz <i>recommended for sstv</i> 21.385 <i>used by QRP ssb USA</i>					
21.450						

24MHz	UK Band Plan	Status of allocations in UK to:		Maximum Power:		Permitted Types of Transmission
		Amateur Service	Amateur Satellite Service	Carrier	PEP	
24.890						
CW						
24.920						
CW and RTTY		Primary	Primary	20dBW	26dBW	Morse Telephony RTTY Data Facsimile SSTV
24.930						
CW and phone						
24.990						

28MHz	UK Band Plan	Status of allocations in UK to:		Maximum Power:		Permitted Types of Transmission
		Amateur Service	Amateur Satellite Service	Carrier	PEP	
28.000						
CW	28.060 <i>used by QRP cw</i> 28.120 – 28.150 <i>packet radio</i> 28.123 <i>packet radio BBS</i> 28.127 <i>packet radio BBS</i> 28.190 – 28.300 <i>reserved for International Beacon Project (to end 1990)</i> 28.190 – 28.225 <i>reserved for beacons (from end 1990)</i>					
28.200	28.100 ±50kHz <i>rtty shared with cw</i>	Primary	Primary	20dBW	26dBW	Morse Telephony RTTY Data Facsimile SSTV
CW and phone	28.680 ±5kHz <i>recommended for sstv</i> 28.885 <i>used by QRP ssb</i> 29.250 ±50kHz <i>packet radio NBFM</i> 29.300 – 29.550 <i>reserved for Satellite service downlink</i>					
29.700						

50MHz	UK Band Plan	Status of allocations in UK to:		Maximum Power:		Permitted Types of Transmission
		Amateur Service	Amateur Satellite Service	Carrier	PEP	
50.000						
CW only	50.020 – 50.080 50.090	<i>Beacons centre of cw activity</i>				
50.100						
All narrow band modes	50.110 50.100 – 130 50.185 50.200 50.300 50.350	<i>Intercontinental calling SSB dx cross-band ssb calling ssb calling cw ms ref. freq. ssb ms ref. freq.</i>	Primary. Available on the basis of non-interference to other services outside the United Kingdom. Antennas limited to 20 metres above ground level, with horizontal polarisation only. No Mobile or Maritime Mobile operation			
50.500						
All modes	50.600 ± 50.630 50.650 50.670 50.690 50.710 50.730 50.750	<i>rtty (fsk) packet radio packet radio packet radio packet radio packet radio packet radio packet radio</i>		(Not allocated)	14dBW erp	20dBW erp
51.000						
Pacific DX window			Secondary. Available on the basis on non-interference to other services outside the United Kingdom. Antennas limited to 20 metres above ground level, with horizontal polarisation only. No Mobile or Maritime Mobile operation			
51.100						
All modes	51.410 – 51.590 51.510	<i>FM telephony FM calling</i>				
52.000						

70MHz	UK Band Plan	Status of allocations in UK to:		Maximum Power:		Permitted Types of Transmission
		Amateur Service	Amateur Satellite Service	Carrier	PEP	
70.000						
Beacons only						
70.075						
CW only						
70.150						
SSB and CW only	70.200	<i>SSB calling frequency</i>	Secondary. Available on the basis on non-interference to other services outside the United Kingdom	(Not allocated)	16dBW	22dBW
70.260						
All modes	70.260 70.300 70.3250 70.350 – 70.400	<i>National mobile and calling frequency RTTY calling frequency frequency packet radio Raynet</i>				
70.400						
FM simplex only	70.450 70.4875	<i>FM calling frequency packet radio</i>				
70.500						

144MHz	UK Band Plan	Status of allocations in UK to:		Maximum Power:		Permitted Types of Transmission
		Amateur Service	Amateur Satellite Service	Carrier	PEP	
144.000						
CW only	144.000 – 144.025 <i>Moonbounce</i> 144.050 <i>CW calling frequency</i> 144.100 <i>MS cw reference frequency</i>					
144.150						
SSB and cw only	144.250 <i>Used for GB2RS (ssb) and slow morse transmissions</i> 144.260 <i>Used by Raynet</i> 144.300 <i>SSB calling frequency</i> 144.400 <i>MS ssb reference frequency</i>					
144.500						
All modes non-channelised	144.500 <i>SSTV calling frequency</i> 144.600 <i>rtty calling frequency</i> 144.600± <i>rtty working (fsk)</i> 144.625 <i>packet radio</i> 144.650 <i>mailboxes</i> 144.675 <i>packet radio</i> 144.700 <i>FAX calling frequency</i> 144.750 <i>ATV calling and talkback</i> 144.775 <i>Raynet</i> 144.800 <i>Raynet</i> 144.825 <i>Raynet</i>					
144.845						
Beacons	144.850 <i>Raynet*</i>					
144.990						
FM repeater inputs	145.000 R0 145.025 R1 145.050 R2 145.075 R3 145.100 R4 145.125 R5 145.150 R6 145.175 R7	Primary	Primary	20dBW	26dBW	Morse Telephony RTTY Data Facsimile SSTV
145.200						
FM Simplex channels	145.200 S8 <i>Raynet</i> 145.225 S9 <i>Used by Raynet</i> 145.250 S10 <i>Used for slow morse tone modulated transmissions</i> 145.275 S11 145.300 S12 <i>RTTY alsk</i> 145.325 S13 145.350 S14 145.375 S15 145.400 S16 145.425 S17 145.450 S18 145.475 S19 145.500 S20 <i>FM calling channel</i> 145.525 S21 <i>Used for GB2RS (fm) broadcast</i> 145.550 S22 <i>Used for rally/exhibition talk-in</i> 145.575 S23					
145.600						
FM repeater outputs	145.600 R0 145.625 R1 145.650 R2 145.675 R3 145.700 R4 145.725 R5 145.750 R6 145.775 R7					
145.800						
Satellite service						
146.000						

Notes on UK 144MHz and 430MHz Band Plans

MS operation can take place up to 26kHz higher than the reference frequency (see RSGB *Amateur Radio Operating Manual* p80).

The beacon and satellite service must be kept free of normal communication transmissions to prevent interference with these services. (* – 144.850MHz in use by Raynet until further notice, subject to 25W erp max and vertical polarisation).

The use of the fm mode within the ssb/cw section and cw and ssb in the fm-only sector is not recommended.

Repeater stations are primarily intended as an aid for mobile working and they are not intended to be used for dx communication. FM stations wishing to work dx should use the all-modes section, taking care to avoid frequencies allocated for specific purposes.

430 – 440MHz

	UK Band Plan	Status of allocations in UK to:		Maximum Power:		Permitted Types of Transmission
		Amateur Service	Amateur Satellite Service	Carrier	PEP	
430.000		Secondary. Not available for use within the area bounded by: 53°N 02°E, 55°N 02°E, 53°N 03°W and 55°N 03°W		10dBW erp	16dBW erp	
431.000						
432.000		Secondary. Not available for use: a) within the area bounded by: 53°N 02°E, 55°N 02°E, 53°N 03°W and 53°N 03°W; b) within a 100km radius of Charing Cross, London (51°30'30"N, 00°07'24"W)				
CW only	432.000 – 432.025 <i>Moonbounce</i> 432.050 <i>cw centre of activity</i>					
432.150						
SSB and CW only	432.200 <i>SSB centre of activity</i> 432.350 <i>microwave talk-back</i>					
432.500						
All modes non-channelised	432.600± <i>rtty (fsk)</i> 432.625 <i>packet links</i> 432.650 <i>packet links</i> 432.675 <i>packet radio</i> 432.700 <i>FAX calling frequency</i>					
432.800		Secondary	(Not allocated)	20dBW	26dBW	Morse Telephony RTTY Data Facsimile SSTV FSTV
Beacons						
433.000						
FM repeater outputs in UK only	433.000 RB0 433.025 RB1 433.050 RB2 433.075 RB3 433.100 RB4 433.125 RB5 433.150 RB6 433.175 RB7 433.200 RB8 433.225 RB9 433.250 RB10 433.275 RB11 433.300 RB12 <i>rtty and voice</i> 433.325 RB13 433.350 RB14 433.375 RB15					
433.400						
FM simplex channels	433.400 SU16 433.425 SU17 433.450 SU18 433.475 SU19 433.500 SU20 <i>FM calling channel</i> 433.525 SU21 433.550 SU22 <i>Used for rally and exhibition talk-in</i> 433.600 SU24 <i>rtty fsk</i> 433.625 <i>packet radio</i> 433.650 <i>packet radio</i> 433.675 <i>packet radio</i> 433.700 <i>Raynet</i> 433.725 <i>Raynet</i> 433.750 <i>Raynet</i> 433.775 <i>Raynet</i>					
434.600						

continued on next page

BAND PLANS

430 – 440MHz

continued from prev. page

	UK Band Plan	Status of allocations in UK to:		Maximum Power:		Permitted Types of Transmission
		Amateur Service	Amateur Satellite Service	Carrier	PEP	
434.600						
FM repeater inputs in UK only	434.600 RB0 434.625 RB1 434.650 RB2 434.675 RB3 434.700 RB4 434.725 RB5 434.750 RB6 434.775 RB7 434.800 RB8 434.825 RB9 434.850 RB10 434.875 RB11 434.900 RB12 434.925 RB13 434.950 RB14 434.975 RB15 <i>rtty and voice</i>	Secondary	(Not allocated)	20dBW	26dBW	Morse Telephony RTTY Data Facsimile SSTV FSTV
435.000						
Satellite Service	434 – 440 <i>ATV — frequencies chosen so as to avoid interference to other band users and, in particular, the amateur satellite service</i>		Secondary			
438.000						
			(Not allocated)			
440.000						

1,240 – 1,300MHz

	UK Band Plan	Status of allocations in UK to:		Maximum Power:		Permitted Types of Transmission
		Amateur Service	Amateur Satellite Service	Carrier	PEP	
1,240.000						
All modes	1,240.150 <i>packet radio (150kHz b/w)</i> 1,240.300 <i>packet radio (150kHz b/w)</i> 1,240.450 <i>packet radio (150kHz b/w)</i> 1,240.600 <i>packet radio (150kHz b/w)</i> 1,240.750 <i>packet radio (150kHz b/w)</i>					
1,241.100			(Not allocated)			
ATV						
1,251.500						
All modes	1,258.150 – 1,259.350 <i>R20 – R36 repeater output</i>					
1,260.000						
Satellite service		Secondary	Secondary, Earth to space only	20dBW	26dBW	Morse Telephony RTTY Data Facsimile SSTV FSTV
1,270.000						
ATV						
1,286.000						
All modes c)						
1,291.000						
Repeater input	RM0 RM19 <i>(UK) 25kHz spacing</i>		(Not allocated)			
1,291.475						
1,291.500						

continued on next page

1,240 – 1,300MHz
continued from prev. page

UK Band Plan		Status of allocations in UK to:		Maximum Power:		Permitted Types of Transmission
		Amateur Service	Amateur Satellite Service	Carrier	PEP	
1,291.500						
All modes	1,293.150 to 1,294.350	<i>R20 – R36 repeater input</i>				
1,296.000						
CW	1,296.000 1,296.025	<i>Moonbounce</i>				
1,296.150						
SSB	1,296.200 1,296.500 1,296.600 1,296.600 1,296.700	<i>narrow-band centre of activity linear transponder input linear transponder output</i>				
1,296.800						
Beacons exclusive	1,296.500 1,296.600 1,296.700	<i>SSTV rty FAX</i>				
1,296.990						
1,297.000						
Repeater output	RM0 RM19	<i>(UK) 25kHz spacing</i>				
1,297.475						
1,297.500						
FM simplex	SM20 SM30					
1,298.000						
All modes		<i>digital communications</i>				
1,298.500						
	1,299.000 1,299.425 1,299.575 1,299.725	<i>packet radio (25kHz b/w) packet radio (150kHz b/w) packet radio (150kHz b/w) packet radio (150kHz b/w)</i>				
1,300.000						

UK extends to 1,325MHz.

Notes on the 1,240 – 1,300MHz Band Plan

1. IARU Region 1 Band Plan
the following notes are part of the provisional IARU Region 1 band plan, adopted at the IARU Region 1 conference in Cefalu (1984), and all member societies should strongly promote adherence to the recommendations made in these notes.
 - 1.1 Footnotes
 - a. CW is permitted over the whole narrow-band dx part of the band; cw exclusive between 1,296.000 – 1,296.150MHz.
 - b. Regional planning by the Beacon Co-ordinator only for beacons with more than 50 Watts ERP.
 - c. DARC draws attention to the fact that in order to avoid interference to/from primary users the use of 1,286 – 1,291MHz for atv will be continued in The Federal Republic of Germany.
 - d. In countries which do not have access to 1,298 – 1,300MHz (e.g. Italy) the fm simplex segment may also be used for digital communications, if necessary.
 - 1.2. Miscellaneous agreements
At the IARU Region 1 conference in Warsaw (1975) it was recommended that France, after their loss of the upper part of the band to other services, adopt the portion 1,238 – 1,240MHz for narrow-band operations in the same way as the rest of Region 1 uses in 1,296 – 1,298MHz segment of the band.
2. Usage
The following notes are referring to the usage column in the band plan. In the right amateur spirit operators should take notice of these agreements which are made for operating convenience, but no right to reserved frequencies can be derived from a mention in the usage column or from the following notes.
 - 2.1 During contests and band openings local traffic using narrow-band modes should operate between 1,297 – 1,298MHz.

BAND PLANS

2,320 – 2,450MHz

	UK Band Plan	Status of allocations in UK to:		Maximum Power:		Permitted Types of Transmission
		Amateur Service	Amateur Satellite Service	Carrier	PEP	
2,300.000		Secondary	(Not allocated)	20dBW	26dBW	Morse Telephony RTTY Data Facsimile SSTV FSTV
Sub-regional (National band plans)	2,310.100 <i>packet radio (200kHz b/w)</i> 2,310.300 <i>packet radio (200kHz b/w)</i>					
2,320.100						
CW exclusive	2,320.000 <i>EME</i> 2,320.025 <i>(Moonbounce)</i>					
2,320.150						
CW & SSB	2,320.200 <i>SSB centre of activity</i>					
2,320.800						
Beacons exclusive						
2,320.990						
2,321.000						
Simplex & repeaters (FM)						
2,322.000						
All modes	2,322 – 2,355 <i>ATV</i> 2,355.100 <i>packet radio (200kHz b/w)</i> 2,355.300 <i>packet radio (200kHz b/w)</i> 2,364.000 <i>packet radio (1MHz b/w)</i> 2,365 – 2,370 <i>repeaters</i> 2,370 – 2,390 <i>ATV</i>					
2,390.000						
	<i>EME (Moonbounce)</i>					
2,392.000						
All modes						
2,400.000		Secondary. Users must accept interference from ISM users	Secondary. users must accept interference from ISM users			
Amateur satellite service						
2,450.000						

Notes on the 2,300 – 2,450MHz Band Plan

- In countries which do not have access to the ALL MODES against 2,322 – 2,390MHz, the FM SIMPLEX & REPEATER segment 2,321 to 2,322MHz may be used for digital data transmissions.
- In countries where the narrow-band segment 2,320 – 2,322MHz is not available, the following alternative narrow-band segments can be used:
2,304 – 2,306MHz and 2,308 – 2,310MHz.

ISM (Industrial, Scientific and Medical).

3,400 – 3,475MHz

	UK Band Plan	Status of allocations in UK to:		Maximum Power:		Permitted Types of Transmission
		Amateur Service	Amateur Satellite Service	Carrier	PEP	
3,400.000		Secondary	(Not allocated)	20dBW	26dBW	Morse Telephony RTTY Data Facsimile SSTV FSTV
All modes						
3,456.000						
Narrow band CW/EME/SSB	3,456.200 <i>centre of activity</i> 3,456.800 – 3,457.000 <i>beacons</i>					
3,458.000						
All modes						
3,475.800						

5,650 – 5,850MHz	UK Band Plan	Status of allocations in UK to:		Maximum Power:		Permitted Types of Transmission
		Amateur Service	Amateur Satellite Service	Carrier	PEP	
5,650.000		Secondary	Secondary. Earth to Space only			
Amateur satellite service (up-link)						
5,670.000						
All modes		Secondary. Users must accept interference from ISM users	(Not allocated)	20dBW	26dBW	Morse Telephony RTTY Data Facsimile SSTV FSTV
5,680.000						
All modes						
5,760.000						
Narrow-band CW/EME/SSB	5,760.200 <i>centre of activity</i> 5,760.800 – 5,761.000 <i>beacons</i>					
5,762.000		Secondary. Users must accept interference from ISM users	Secondary. Users must accept interference from ISM users. Space to Earth only			
All modes						
5,830.000						
Amateur satellite service (down-link)						
5,850.000						

10,000 – 10,500MHz	UK Band Plan	Status of allocations in UK to:		Maximum Power:		Permitted Types of Transmission
		Amateur Service	Amateur Satellite Service	Carrier	PEP	
10,000.000		Secondary	(Not allocated)	20dBW	26dBW	Morse Telephony RTTY Data Facsimile SSTV FSTV
All modes (ATV, data transmission, FM simplex, duplex and repeaters)	10,006 – 10,026 <i>packet radio</i> 10,100 <i>wide band beacons</i> 10,150 – 10,170 <i>packet radio</i>					
10,368.000						
Narrow-band CW/EME/SSB/ Beacons	10,368.200 <i>SSB centre of activity</i> 10,368.800 – 10,369.000 <i>narrow band beacons</i>	Secondary	Secondary			
10,370.000						
All modes	10,400 <i>wide band beacons</i>					
10,450.000						
Amateur and amateur satellite service (all modes)						
10,500.00						

Notes on the 10,000 – 10,500MHz Band Plan

In those countries where the narrow-band segment 10.368 – 10.370MHz is not available, the segment 10.450 – 10.452MHz is suggested as an alternative narrow-band segment.

24.0 – 24.25GHz	UK Band Plan		Status of allocations in UK to:		Maximum Power:		Permitted Types of Transmission
			Amateur Service	Amateur Satellite Service	Carrier	PEP	
24,000.000							
Amateur satellite service	24,025.000	<i>preferred operating frequency wide-band equipment</i>	Primary. Users must accept interference from ISM users	Primary. Users must accept interference from ISM users			
	24,048 – 24,050	<i>preferred narrow band operating</i>					
24,050.000							
All modes			Secondary. May only be used with the written consent of the Secretary of State. Users must accept interference from ISM users	(Not allocated)	20dBW	Morse 26dBW	Telephony RTTY Data Facsimile SSTV FSTV
24,194.000							
All modes							
24,250.000							

47.0 – 47.2GHz	UK Band Plan		Status of allocations in UK to:		Maximum Power:		Permitted Types of Transmission
			Amateur Service	Amateur Satellite Service	Carrier	PEP	
47,000.000							
	47,088.000	<i>centre of narrow-band activity</i>	Primary	Primary	20dBW	26dBW	Morse Telephony RTTY Data Facsimile SSTV FSTV
47,200.000							

Notes to the Schedule

(a) Maximum Power refers to the rf power supplied to the antenna. Maximum power levels will usually be specified by carrier power. For emissions having a suppressed, variable or reduced carrier, the power will be specified by the peak envelope power (pep) under linear conditions.

(b) In the case of frequency bands above 1000 MHz, since high intensities of rf radiation may be harmful, the following safety precaution must be taken. In locations to which people have access, the power flux density on transmit must not exceed the limits recommended by the competent authorities (currently, this limit is 10 mW per square centimetre).

(c) **Primary, permitted and secondary services**

For the purpose of this Licence, frequency bands allocated to the Amateur Service and the Amateur Satellite Service on a primary basis cannot claim protection from Harmful Interference or Undue Interference from any other authorised services, such protection being afforded only to users whose frequencies have been registered nationally or internationally. In the United Kingdom, individual frequency assignments are not registered in the Amateur Service, except for beacons and repeaters. This applies equally to bands allocated on a secondary basis where stations of the Amateur Service and the Amateur Satellite Service are also required not to cause Harmful Interference or Undue Interference to stations of a primary or permitted service to which frequencies are already assigned or to which frequencies may be assigned at a later date.

(d) Any modulation technique (except for pulse emissions below 1000 MHz) may be used for the types of transmission specified in the sixth column of the Schedule which are defined as follows:

Morse: hand or automatically-sent international morse code

Telephony: speech, including selective calling signals

RTTY: radio teletype and AMTOR

Data: digital codes representing numbers, text, speech, images, measurements, computer programmes or other information authorised by the Licence

Facsimile: transmission of fixed or graphic images

SSTV: slow scan (i.e., reduced bandwidth) television

FSTV: fast scan television

(e) **Interpretation**

(i) **Carrier Power:** The average power supplied to the antenna by a transmitter during one radio frequency cycle taken under the condition of no modulation.

(ii) **Effective Radiated Power (erp):** The product of the power supplied to the antenna and its gain in the direction of maximum radiation.

(iii) **Gain of an Antenna:** The ratio, usually expressed in decibels, of the power required at the input of a loss free reference antenna to the power supplied to the input of the antenna to produce, in a given direction, the same field strength or the same power flux-density at the same distance. When not otherwise specified, the gain refers to the direction of maximum radiation. The gain may be considered for a specified polarisation. The reference antenna is usually a half-wave dipole. The gain may be referred to as decibels relative to a half-wave dipole (dBd).

(iv) **Mean Power:** The average power supplied to the antenna by a transmitter during an interval of time which is sufficiently long relative to the lowest frequency encountered in the modulation taken under normal operating conditions.

(v) **Peak Envelope Power (pep):** The average power supplied to the antenna by a transmitter during one radio frequency cycle at the crest of the modulation envelope taken under normal operating conditions.

RADIO COMMUNICATION

INDEX TO VOLUME 65 - JANUARY TO DECEMBER 1989

AMATEUR TELEVISION

The Black Hole - Answers from G3NAQ	Apr 57
GB3CT Upgrades from G4TVC	Apr 58
High Definition TV - Lemon or Useful?	Apr 57
Repeaters and Links	Mar 59
Sunday News	Jan 60
TV Contests	Apr 57
23cm	Jan 59
23cm Aerials	Apr 57
23cm Preamplifier	Mar 59

AWARDS - HF

AGCW DL Awards 30 Metre Century Award	Jun 15, Jul 14
Air Bridge Award	Sep 14
Andorra Five Bands Award	Mar 12
ARRL Diamond Jubilee Award	May 15
Ascension Island Award	Sep 14
Civil Service ARS Activity Award	Mar 12
DDR 40 Award	Oct 17
DXCC	Mar 17
DXCC on 10MHz	Oct 17, Dec 16
Five-band W-100 Diploma	May 15
Golden Antenna Award	May 15
HMS Belfast Group	Aug 11
Icelandic Radio Amateurs Award	Jan 53
International Marconi Day	Apr 14
Key Award	Aug 11
La Blanquilla Island Award	Jun 15
Lion City Award QSO Party Award	Oct 17
Low Frequency SSB Contest	Nov 4
Luxembourg Independence Award	Mar 12
New G5RP Trophy	Mar 11
New HF Award - G5RP	Jul 14
Peace and Friendship Games Championship	Oct 17
60 Years of American Licences in the Netherlands	Oct 17
Solent Fortification Award	Mar 12
South Atlantic Award	Sep 14
USA County Hunting	Sep 22
USSR DX Club Award	Dec 18
WAB Award	Mar 12
Worked All Liberia Award	Dec 17
WIA Antarctic Award	Jun 15
XIV Commonwealth Games Award	Jul 14

CONFERENCES, CONVENTIONS, COURSES, EXHIBITIONS & LECTURES

Dayton Hamvention 1989	Mar 9
hamradio '89	Aug 14
HF Convention 1988	Feb 54
MEL North Polar Trek press conference	Mar 7
1989 Data Symposium	Mar 7
RSGB National VHF Convention 1989	Aug 8
RSGB Oxford HF Convention Address	Nov 5
Scandinavian VHF/UHF/SHF Meeting	May 13
Second International Conference on Frequency Synthesis	Apr 8
VHF Managers Meeting	Jun 9
Yeovil QRP Convention	Apr 60

CONTESTS - HF OVERSEAS (rules in square brackets)

AGCW-DL QRP/QRP Party	[Apr 68]
All-Asian 1989	[Jun 58]
ARRL International DX	Feb 51, Dec 18
Australian Ladies' Amateur Association	[Aug 72]
Bermuda	Feb 52, [Mar 70], Aug 72
Commonwealth 1989	[Jan 64], Sep 83
Commonwealth 1990	[Sep 79]
CQ WW 160m DX	Jan 52
CQ WW 160m 1988	Feb 52
CQ WW DX SSB	Oct 17
CQ WW DX (CW Section) 1987 Results	Feb 51
CQ WW WPX	[Mar 71]
DARC Fax	Oct 17
DX News Sheet DXCC Speed Challenge	Sep 20, Nov 18
DYLC Mid-Winter 1990	[Aug 72]
East Meets West SSB	[Mar 71]
French	Jan 51
Helvetia	[Apr 68]
Hungarian DX	Jan 53
IARU Region 1 SSB Field Day 1988	Mar 71

IARU (3rd) HF World Championship	Apr 68
ON Contest	Oct 17
RNARS Activity	Oct 17
Scandinavian Activity	Sep 21
SP DX	[Apr 68]
UBA 1989	Jan 51
UBA SWL Competition 1989	Jan 52
Venezuelan Independence Day	[Jun 58]
Vermont QSO Party	Feb 51
YL - OM	Feb 52

CONTESTS - HF UK (rules in square brackets)

Affiliated Societies 1989	Sep 81
Affiliated Societies 1990	[Oct 78]
BARTG Spring HF 1989	Feb 65
BARTG Spring RTTY 1989	[Feb 62]
County Multiplier	[Sep 80]
County Round-up	[Mar 71], [Apr 68], Nov 82
HFCC Computer Derived Logging	Nov 4
HF NFD 1989	[Feb 63], Nov 81
Listener Championship 1989	Feb 62
Low Frequency SSB 1990	[Sep 80]
Low Power Field Day 1989	[May 64], Jul 78, Nov 82
Low Power 1989	[Feb 62]
RSGB Club Calls 'CCC'	[Sep 80]
RSGB SSB Field Day	[Jul 76], [Aug 71]
RSGB 7MHz CW 1988	Aug 73
RSGB 21/28MHz SSB 1988	[May 64]
SWL 1988	Feb 63
1.8MHz 1988 Second	Apr 72
1.8MHz 1989 Summer	[May 64], Nov 83
1.8MHz 1989 First	Sep 84
1.8MHz 1989 Second	[Sep 79]
1.8MHz 1990 First	[Nov 81]
7MHz CW 1990	[Aug 72]
21MHz Results	Apr 71
21MHz CW 1989	[Jul 76]
21/28MHz Phone	[Aug 71]
21/28MHz SSB 1988	Sep 84
28MHz Cumulative 1988	Mar 72
28MHz Cumulative 1989	[Mar 70], [Aug 71], Aug 73

CONTESTS - VHF/UHF (rules in square brackets)

All-Europe VHF-UHF-SHF	Feb 57
British Isles CW	Feb 63
British Isles SSB	Feb 63
Club Calls 'CCC'	Feb 63c
Derby & DARS National	Feb 27
IARU Region 1 VHF/UHF/SHF	[Jul 76]
IARU Region 1 VHF/UHF/SHF SWL	[Jul 76]
IARU/RSGB 432MHz-24MHz	Feb 64
ROPOCO 1	[Mar 70], Sep 81
ROPOCO 2 1989	Jul 76, Nov 84
RSGB Listeners VHF/UHF/SHF 1989	[Jan 62]
RSGB VHF - Foreign Entrants	[Oct 78], Dec 73
RSGB VHF/UHF/SHF 1989	[Jan 62], [Mar 70]
Rule 16	[Jul 76], [Dec 73]
Rule 16 - Again	Aug 11
Scandinavian VHF-UHF-SHF Activity 1989	Jan 54
SEANET 89	[Aug 71]
Spring VHF/UHF RTTY 1989	Feb 62
VHF - Definition of Major & Minor Errors	[Oct 78], [Dec 73]
VHF Listeners Championship 1988	Jun 59
VHF National Field Day 1989	[Apr 68]
VHF National Field Day 1989 Amendment	Jun 59, Dec 69
VHF National Field Day 1990	[Oct 79]
50MHz	Dec 69
50MHz Fixed Station	[Jan 63]
50MHz Trophy	Mar 72 Dec 73
50MHz Trophy & SWL	[Mar 70]
70MHz	Dec 70
70MHz Cumulative	[Jan 63]
70MHz Cumulative Amendment	[Feb 65]
70MHz CW December 1988	Oct 79
70MHz Fixed Station	[Feb 62], Aug 73
70MHz Trophy & SWL	[Jun 58]
144MHz	Dec 71
144MHz CW November 1988	Mar 71
144MHz Fixed, AFS & SWL	Apr 69
144MHz Low Power SWL	[May 64], [Jul 76], Nov 83

144MHz & SWL	[Mar 70]
144MHz & SWL May 1989	Oct 79, Dec 73
144MHz Trophy and SWL 1988	[Jun 58]
144MHz Trophy and SWL	Jan 64
144/432MHz & SWL	[Jan 63]
144/432MHz	Jul 78
430MHz Activity	Jul 23
432MHz	Dec 71
432MHz (1988) Cumulative	Jul 77
432MHz (1989)	[Oct 78]
432MHz August Activity 1989	Nov 83
432MHz Fixed Station, Affiliated Societies & SWL	[Jan 63], Jun 58
432MHz Low Power & SWL	[Apr 68], Dec 74
432MHz, 1.3GHz, 2.3GHz Trophy	[Mar 70], Oct 82
432MHz - 24GHz	[Mar 70], Dec 73
432MHz-47GHz UHF/SHF & SWL	[Jun 58]
432MHz & 1296MHz Activity	[Jul 76]
1296MHz & 2300MHz	Dec 72
1296MHz & 2300MHz Cumulative	Apr 72, [Oct 78]
10GHz Cumulative	[Mar 71]
24GHz Cumulative	[Mar 71]

CONTESTS - DF (rules in square brackets)

Eric Mollart Memorial Trophy HF DF	[Oct 78]
HF-DF	[May 64], [Jun 58]
Mid Thames RDF Club - GT Peck Memorial Trophy Event	[Mar 70]
Mid Thames RDF Club Triple Night 1988	Feb 64
Oxford DF Qualifying Round	Jul 77
RSGB HF DF Qualifying Event Banbury	Aug 72
RSGB HF DF Qualifying Event Northampton	Oct 79
RSGB HF DF Qualifying Event Salisbury	Oct 80
RSGB HF DF Qualifying Event South Manchester	Oct 79
RSGB National DF Final 1988	Feb 64
South Manchester Quad Night	Feb 63, [Mar 70]

DATACOMMS

AA4BE Mailbox Software Report	Jun 63
AMTOR	May 54, Jul 67
Beginners	Nov 76
Beginners - Getting Started	Oct 60
Beginners Glossary of Terms A-C	Jun 64
Beginners Glossary of Terms D-L	Jul 67
Beginners Glossary of Terms M-P	Aug 63
Beginners Glossary of Terms R-Z	Sep 70
Dataspace '89	May 53
Dosgate	Nov 76
Levels of Packet	Jun 64
Mailbox Software	Jul 67
Network Node Corruption 13th-18th July	Sep 70
New Concepts in Packet Radio	Dec 50
9600 Baud Packet	Sep 70
9600 Baud - 'Yes it does work'	Nov 76
Packet	Jul 67
Packet Radio for the Blind	Jun 63
Licensed Data Mailboxes	May 53
RTTY	Jul 67
Software Releases	Jun 63
System Operators	Jun 63
TAPR versus NORD<->LINK	Sep 70
VHF/UHF Frequency usage	Jun 63
Your Chance to Influence the Future	Oct 60

DXPEDITIONS

All Points North	Jan 23
Call of Man DXpedition	Jun 11
DXpedition to Antigua	Mar 14
DXpedition to Foulia	Jul 9
DXpedition to the Isles of Scilly	Feb 23
Five Bells groups 1989 DXpedition plans released	May 13
Flannan Isles DXpedition	Nov 12
Flannan Islands on the air	Jul 9
The Gambia - A DXpeditioner's Tale	Aug 16
MEL North Polar Trek - on schedule	Mar 7
MEL North Polar Trek - the latest	May 7
North Pole	Jan 51
7MHz from Ben Nevis	Aug 12
144MHz from Ben Nevis	Oct 8
Sun, Scandal and DX - The Squarebushers in Madeira	Sep 28
US/Soviet Bering Sea Bridge Expedition	Aug 21
Ward Hunt Island - 'Morag and Lawrence go Auroral'	Feb 22
XF4L DXpedition in a Nutshell	Aug 19
ZC4VHF/5B4 Expedition to Cyprus 1987	Apr 18

EMC MATTERS

Cables	Oct 64
Canadian Success Story	Jun 68

Cassette Recorder Interfacing & EMC	Aug 67
DEMC Newsflash	Aug 67
Down the Line	Jun 68
EMC Advisors Scheme	Apr 63
EMC and the Automotive Industry	Aug 66
EMC Enquiries	Apr 63
EMC Helpline	Aug 67
European Meeting at 'ham radio' 89	Oct 64
Ferrites	Oct 64
In the Meantime	Oct 64
Intruder Watch	Jun 68
Launch of the EMC Co-ordinators Scheme	Dec 54
Moving Towards 1992	Aug 66
On the Filter Front	Apr 63
On the Receiving End	Jun 68
Pace-makers Down the Line	Aug 67
RIS and the Radio Amateur	Dec 54
Screened Enclosures	Oct 63
Social Curse or Opportunity	Apr 62
The Social Scene	Jun 68
Spray Paint	Oct 63
Teleswitches	Dec 54
Towards 1992	Jun 68

FEATURES

Anyone for Cards? - QSL Bureau	Jun 18
Bardstown Experiment	Dec 43
Disposal of late radio amateurs equipment	Sep 15
Electronic Counter Measures	Oct 14
First UK Aeronautical Mobile Operation	May 5
Flying Dutchman - kite-borne antennas	Oct 7
HF National Field Day	Nov 15
Kits for Radio Amateurs	Jun 50
Make that Event Special - Special Events Stations	Jun 16
Most Shambolic Shack in Britain Award	Dec 15
Perestroika Comes to Park Lane	Sep 12
Phonetic Alphabet - 'Able, Boston, Yellow, Zulu'	Aug 13
Psion Morse Tutor	Jun 40, Sep 93

IN PRACTICE

AMPLIFIERS

Heatsinks and Hi-Fi	Oct 59
IP Ratings	Dec 55

ANTENNA

Want a Balun?	Dec 56
Waterproofing	Jan 27

BATTERIES

Battery Gauge Chart	Dec 56
Identifying Battery Types	Dec 55

INTERFERENCE

The Bottom Line - Rectifier Interference	Oct 58
Mains-borne Noise	Oct 56
Rectifier Interference	Oct 57
RFI from the Hi-Fi	Oct 57
Transient Suppressors	Oct 56

POWER SUPPLIES

Power Supplies	Jul 55
----------------------	--------

RECEIVERS

Servicing Valve Receivers	Nov 71
---------------------------------	--------

STATION ACCESSORIES

A Bit of Maths - Ohm's Law of Heat Flow	Oct 59
Cables and Things	Dec 57
Capacitors - Bleeding and Equalizing	Sep 62
Capacitors - Reforming Circuit	Oct 55
Capacitors - Reforming Electrolytics	Oct 55
Heat Flow - in Transistors	Oct 59
LDF5-50 'Heliex'	Nov 70
Logic Families	Dec 55
Loud Bangs and Three Terminal Regulators Again	Sep 64
PCBs - Making a nice PCB	Sep 63
PCBs - Still with PCBs	Sep 64
Resistor Colour Codes	Nov 69
Safe Operating Area - Bipolar Transistors	Oct 55
S Meter Bulbs	Sep 62
S Meter Bulbs Continued	Nov 73
Solder Suckers	Sep 64

TRANSCIEVERS

Get Your FT101 on the New Bands	Oct 58
---------------------------------------	--------

LICENSING AND BAND PLANS

Amateur Radio Band Plans	Feb i-iv
Amateur Radio Use Restrictions Lifted	Aug 7
Bandplanning - Microwaves	Feb 58
Bandplanning - UK 144MHz	Apr 17
Bandplans and Licence - Microwaves	Apr 62
CEPT Licence - how it works	Feb 25
CEPT Option - Advice to members	Apr 7

Class B Licences	Nov 5
DTI Q & A session	May 8
18 & 24MHz Update	Jun 13
18 & 24MHz Update - Bands Released on 1st July	Jul 7
18 & 24MHz Update - The Long Term Benefits	Jul 5
Fine Tuning the UK Licence	Oct 5
Greece gets 50MHz	Jul 7
HF Packet News	May 53
International Licensing	Jan 17
The New Licence	Jan 26
The New UK Licence and Note 'AA'	Feb 19
9600 Baud Links	May 53
A Novice Licence for the UK	Sep 7
Phone or not Phone?	Apr 11
Syledis - some changes	Feb 21
The 28MHz Saga	May 7
UK Novice Licence	Aug 7
Want an American Ticket?	Oct 13

MICROWAVES

Bandplanning	Feb 58
Bandplans and Licence	Apr 62
Cirkit 1.3GHz Receiver Kit	Dec 52
Eastnet's Experiences	Oct 61
The GB3WWH Beacon	Jun 67
Local Oscillator Source for 2.3GHz	Sep 73
Martlesham Round Table	Sep 73
The Millimetre Bands	Apr 62
More Awards	Dec 52
Recent Awards	Nov 77
Recent Microwave Operating Awards	Oct 61
Sandown Convention	Jun 67
Some History from GI	Oct 61
Successful Use of KU-Band LNB	Apr 62
10W PA Block	Oct 61
Whither on 10GHz? - Part 4 - The Mid-Tech Approach	Jan 58
Whither on 10GHz? - Final Odds and Ends	Feb 58
Winchester Round Table	Aug 65

MISCELLANY

Amateur Radio Helps in Rescue	Oct 10
Christmas Quiz	Dec 13
Crossing the Pond on Ten - in 1928	Aug 52
Don Wallace Museum	Aug 9
DX Competition Part 1	Jun 43
DX Competition Part 2	Jul 57
DX Competition Part 3	Aug 44
DX Competition - Results	Dec 7
First UK/American Operation - a Resounding Success	Jun 7
G3GAF's 40th Anniversary QSO Party	Nov 79
Leicester Show Preview	Oct 49
Packet Poised for Another Revolution	Mar 5
QRP Winter Sports 1988/89	Apr 59
RAE Exam May 1988	Feb 50
RSGB Mobile Safety Recommendations	Sep 16
Soviets take RAE in Space	Jan 19
Working the WARC bands	Jul 19

PROJECT YEAR

The Consultative Questionnaire	Jan 49
DTI Press Release	Apr 9
First RSGB/DTI Industry Conference	Sep 17
A Novice Licence for the UK	Sep 7
Project YEAR - What Next?	Jun 5
RSGB Calls Industry Conference	Mar 7
RSGB Response to DTI Press Release	Apr 9
Scouts and Guides on Air	May 10
Towards the Future	Apr 10
Verulam's 2nd Project YEAR Meeting	Mar 11, Jul 11
Young Amateur of the Year	Apr 5
Young Amateur of the Year Nomination Form	Jul 16
Young Amateur of the Year Result	Dec 10
Youth Action 1989	Sep 10

PROPAGATION

The Aurora of 13th March 1989	May 18
The Geomagnetic Storm of 13th March 1989	May 19
An Introduction to Sporadic E - Part 1	May 37
An Introduction to Sporadic E - Part 2	Jun 37
An Introduction to Sporadic E - Part 3	Jul 51
An Introduction to Sporadic E - Part 4	Aug 48
NGC Propagation Experiments	Nov 25
RAF Transatlantic Challenge	Jun 12
This Year's First Major Tropo Opening	Mar 13
Tropos and Auroras: A Connection?	Oct 23

QRP

The Argonauts Sail Again	Jul 68
Coherent CW	Oct 61
European CW Association	Apr 60
New Argonaut II	Jul 68
A New Beginners Receiver	Jul 69
QRP in Texas	Oct 61
QRP Winter Sports 1988/89	Apr 59
Yeovil QRP Convention	Apr 60

REVIEWS - EQUIPMENT

Icom IC-725 HF Transceiver	Sep 56
Kensoft PCB Designer	Sep 60
Kenwood TS-680S HF Transceiver	Mar 47
Low HF-225 HF Receiver	Nov 41
Navico AMR1000S 2m Transceiver	Jul 58
Nevada Introduces New TM1000 ATU	Mar 11
New WX Satellite Receiver System from ICS	Apr 15
Yaesu Musen FT-747GX HF Transceiver	May 47

REVIEWS - PUBLICATIONS

DTI Announces New UK Frequency Guide	Mar 10
Modern Radio Science edited by A L Cullen	May 36

RSGB AFFAIRS

Data Symposium - change of date and venue	Mar 7
First RSGB/DTI Industry Conference	Sep 17
Last Chance to Apply for RSGB 75 Award	Mar 9
Manchester gives warm welcome to RSGB	Jan 21
Report and Accounts/ Year in Review	Nov 51
RSGB Annual Meeting 1988	Mar 63
RSGB Annual Meeting 1989	Feb 21
RSGB HF Convention 1989	Dec 8
RSGB VHF Convention 1989	Aug 8
Straight Key Day 1989	Oct 12

SATELLITES

AMSAT - UK Colloquium	Mar 60
Computer Programmes	May 55
Dataspace '89	Jun 64, Sep 72
FM'ing	Jun 64
FO-12	Jun 65
History of Amateur Satellites	Dec 51
JAS - 1B	Mar 61
Microsats	Jun 65
MIR	Feb 59, Mar 61, May 55, Jun 65, Jul 68, Sep 72
Oscar 10	Mar 60
Oscar 10, 13	May 55, Jun 64, Jul 68, Sep 72
Oscar 10, 13 - Elliptical Orbit Satellites	Aug 64
Oscar 10, 12, 13 & Mode JL	Jan 57
Oscar 13 Operations Handbook	Feb 59
Oscar 13 Schedule Plans	Jan 57, Feb 59
Pakistan Downlink	Jul 68
RS12 & 13	Jul 68, Aug 64
RS12, 13 & 14	Sep 72
Software	Jun 65
Strange Satellite on 2M band	Aug 64
UOSAT - D & E Satellites	Mar 60, Jul 68

SWL

Alternative Christmas Competition	Dec 53
Antenna Slot: The Delta Loop	Feb 60
More about Delta Loops	May 56, Jun 66
'Fan' Vertical	Apr 61
Inverted Vees Revisited	Mar 61
The 1.5 Wavelength Dipole	Mar 62
The Vertical	Jan 60
More about Verticals	Apr 61
More about Antennas	Aug 66
An Antenna Noise Bridge	Jul 69
Antenna Noise Bridge Circuit Diagram	Sep 74
DXCC Speed Challenge	Sep 26
DX-TV	Apr 61
EUCW - CW Party	Nov 78
Feedback - technical slot	Feb 60
50MHz	Feb 60
Free QSL Card	Dec 53
Heard All Britain Award	Jan 60
Heard All Britain Award	Apr 61
HAB News	Jun 67
HF Chat	Feb 60
HF Contests for SWL	Apr 60
How to use the QSL Bureau	Apr 60
ILA Awards	Jun 67
ILA News	Nov 78

International Marconi Day	Nov 78
ISWL Awards	May 56
January Challenge	Dec 53
LF Challenge Results	Jun 66
1990 Tables	Dec 53
144MHz Squares Award	Jul 69
QSL Card Competition	Feb 60
QSL Card Competition Results	Jun 65
Radio Tools for the SWL	May 57
RSGB SWL Contest 1989	May 57
Sixth HF Challenge	Oct 62
Speed Challenge	Nov 23
Taking Receiving Equipment Abroad	Aug 66
More on Taking Radio Equipment Abroad	Oct 62
UBA Competition Results	Jul 69
Useful Test Equipment	Jun 66
The WARC Bands	May 24
White Rose LF Contest Results	Jun 66
WWLF	Sep 74
VHF Awards	Mar 62
VHF Happenings	May 24

TECHNICAL ARTICLES

ANTENNA

Balanced and Unbalanced Transformers - Baluns	Dec 39
Bean Tin Antenna	Oct 44
Compact and Effective HF Antenna	Mar 39
Designing end-loaded HF Wire Yagis	Sep 44
Electrically Tunable HF Loop	Feb 38, Mar 85
Experimental HF/MF Loopstick Antenna	Apr 48
Experimental Loopstick Component Details	May 78
The 'Extra ZIP' - 2m Colinear	Aug 54
Kenwood TS680 Auto Antenna Selector	Mar 46
Plessey IC Selector - 'Testing the Untested'	Jul 49
Remote-controlled ATU for your end-fed antenna	Feb 49
Secret Antennas - for 7 and 10MHz	Sep 52
Simple 20m Beam Antenna	Oct 47
Window mount antenna for 144MHz	Jan 42

POWER SUPPLIES

Switched-Mode Power Supplies	Oct 40
------------------------------------	--------

RECEIVERS

A New Kind of FM Receiver - 144MHz FM	Jan 44
Standard Frequency Receiver Conversions	Nov 74

STATION ACCESSORIES

An Automatic Gain Compression Meter	Dec 23
Cabinet Constructor	Apr 51
A Chebyshev Low Pass Filter for 6m	Apr 47
CW Filter for the RC14	Jul 42, Sep 93
An Easy Touch Controller for Automatic Keyer	Jun 42
HF/UHF Deviation Meter	May 42
A Low-Pass Filter for High Power	Aug 41
Simple Spectrum Analyser	Nov 44
A Simple Tape Recorder VOX System	Mar 41
A 3.5MHz Converter or the RC14	Apr 39
W6HPH Inductance Meter Revisited	Jun 48
W6HPH Inductance Meter - Amendment	Jul 86

TRANSMITTERS

Homebrew Hints for the G3TSO Transceiver	Jul 40
Keeping an eye on Your Sideband PEP	Jan 48
Three-band Portable HF Transmitter Part 1	Feb 44
Three-band Portable HF Transmitter Part 1 Amendment	Mar 85
Three-band Portable HF Transmitter Part 2	Mar 42

TECHNICAL TOPICS

AMPLIFIERS

Amplifier-Driver Compatibility	Aug 34
Experimental FET Power Amp	Jun 34
The Frinear Linear	Jun 35
Hi-C Lo-L Tank Circuit for Transistor Amps	Apr 34
Improving Linearity of SSB Power Amplifiers	Feb 33
Linearity of Amplifiers	Jun 32
1.8 - 10.1MHz MOSFET Power Amplifier	Mar 37
Solid State RF Power Amps	Feb 34
Up-dated 50MHz Valve Amps	Jul 36
Using Fast-Switching Power FETs as RF Amps	Jul 39

ANTENNA

Antenna Topics	Oct 36
DIY Extendable Mast (Low-cost)	Dec 38
Do's and Don'ts with ATUs	Sep 43
DX Antenna for 3.5MHz	Nov 39
An Early Transmitting Loop	Dec 35
Elements Fatigued by Fluttering	Nov 36
Elevated Verticals	Apr 33
G3SBI's Six-Band Vertical Antenna	Mar 38
IC Tuning Controller for the I1ARZ Loop	Nov 37
L-Match ATU with Fine Adjustment	May 36
More on Elevated Verticals	May 35
New Antenna	Aug 38

Transmitting Clothes Rack	Mar 38
Tuning the I1ARZ Loop	Aug 35

BATTERIES

Batteries with Less Mercury	Dec 35
Battery Charger Controllers	Oct 38
NiCad Memory - Fact or Fiction	Jun 32

COMPONENTS

Co-axial plug lore	Dec 37
Complex ICs Simplify Receivers	Jan 36
Converters and Components	Aug 37
Dry Joints Illustrated	Apr 36
European Valve Nomenclature	Jan 39
Fitting Consumer Coaxial Plugs	Sep 40
IC Regulators - 'Here and There'	Jun 34
More on the NE602 Frequency Changer IC	Apr 37
Pye Radar IF Strip	Sep 42
Substitute for a Multi-turn Pot	Nov 36

EMC

EMC - A Growth Technology Problem	Feb 33
EMC - Pacemakers	Feb 35
EMC - Slow Progress of European Directive	Jan 37
New Range of Mains Filter Chokes	Apr 36

INTERFERENCE

Rusty-Bolt TVI	May 33
Telephone Interference Follow-up	Feb 37
Tracing Rusty-Bolt and Diode Interference	May 35

MISCELLANY

Aircraft-Enhanced Propagation Debate	Aug 36
Aircraft-Enhanced Propagation - a Control Hypothesis	Oct 38
Another Forecast or Cycle 22	Mar 34
Binaural Reception	Feb 36
Clapp Oscillator	Nov 40
Don't Knock the Synthesiser	Nov 38
Grey-line Globes	Aug 36
Handling Chemicals	Aug 34
HF Packet Re-think	Oct 38
The Kalli(ro)tron and other Oscillators	Jun 32
Living with Electromagnetic Radiation	May 34
Long Live Manual Morse	Mar 37
Making PCBs - the Simplest Way?	Feb 37
Mininec Look at Capacitive Loading	Apr 38
More About Voltage Doubling	Nov 38
Morse versus AMTOR	Aug 37
Oscillators - Fundamental Limitations	Sep 40
Packet Syndrome - No Known Cure	Mar 36
Phantom Transmissions	May 32
Pre-history of American SSB	Mar 34
Push-pull Oscillators	Nov 37
Receiving Extremely Weak Signals	Sep 40
Small Enough - miniaturisation	Jun 35
Solar Flare Detector	Feb 37
SSB Linearity - the Moving Goalposts	Oct 36
Up-to-date on Working Ears	Dec 37
Whatever Happened to Amateur Radio	Sep 39
Where There is No Telephone	May 33

POWER SUPPLIES

Concerning 13.8V Power Units	Dec 35
Economical Dual-Voltage and Voltage-Multiplier PSUs	Oct 37
Economical Power Supply	Jul 36
High Current 50V PSU	Apr 33
Power Supply Compromises	Oct 35
Simple Over-current Protection	Jan 37
Soft Start for 13.8V PSU	Sep 41
Switched-Voltage Rectification	Aug 34
13.8V 5A Power Supply Unit	Apr 35
20A Power Supply Unit	Jan 38
250V DC/AC Inverter	Nov 39

STATION ACCESSORIES

AF Filter - 'The Way We Listen'	Jun 36
Audio Decibel Level Meter	May 34
Beeping up Handheld Audio	May 32
Direct-Reading Capacitance Meters	Jan 39
Direct-Reading VSWR/ Power Indicator	Mar 36
Freematch Line Matching Unit	Jul 35
Over-Voltage, Over-Current Protection	Jul 35
Resonant ATU with Parallel Inductors	Feb 33
Simple Two-tone Generator	Sep 39
Simple VHF Modulated Generator	Apr 37

TRANSMITTING AND RECEIVING

Broadband Transmitter Noise	Aug 36
Cooking the Vision - Conversion of Microwave oven	Oct 35
50 Watts RF from Low-Cost FET at 7MHz	Dec 36
HF Cost of Entry	Jul 36
More on Phasing-type DC Receivers	Feb 35
The NE604 - NE602 Receiver	Apr 35
Setting up VHF/UHF SSB Transmitters	Mar 34

TECHNICAL UPDATE & ADDENDA FOR 1988

G3TSO Modular Transceiver (Oct/Nov 1988)	Jan 67, Mar 85
--	----------------

ICOM

Count on us!

LISTEN TO THE WORLD IN DETAIL

IC-R9000 COMMUNICATIONS RECEIVER



The world is now at your fingertips with ICOM's elite new IC-R9000, a communications receiver truly in a professional class all of its own. With the IC-R9000's continuous all mode, super wideband range of 100KHz to 1999.8MHz, ICOM's unique CRT display and numerous scan functions, local and distant spots on the globe are now within earshot in one single receiver.

The IC-R9000's versatile receive capability allows you to receive many different mode signals. Listen to AM used by broadcast stations and VHF airband. Use SSB (U.S.B./L.S.B.) and CW to receive Commercial and Amateur stations on shortwave.

Tune into CB (Citizen Band), Marine and Amateur stations using FM or use wide FM to

receive FM broadcast stations and TV signals. FSK (Frequency Shift Keying) is also built in for receiving RTTY from news agencies. With an advanced range like this you'll have no trouble in hearing stations near to home or on the other side of the planet.

Watch the IC-R9000? Using your TV set or video recorder with a video input connector, you can receive VHF and UHF TV broadcasts. Also the built in CRT can display ATV (Amateur Television) on both the 430 and 1200MHz amateur bands. With the introduction of the IC-R9000 you now have the technical quality required to enjoy HF, VHF and UHF communications. For more detailed information contact your local ICOM dealer.

Icom (UK) Ltd.

Dept RC, Sea Street, Herne Bay, Kent CT6 8LD. Tel: 0227 363859. 24 Hour.

Helpline: Telephone us free-of-charge on 0800 521145. Mon-Fri 09.00-13.00 and 14.00-17.30. This service is strictly for obtaining information about or ordering Icom equipment. We regret this cannot be used by dealers or for repair enquiries and parts orders, thank you.

Datapost: Despatch on same day whenever possible.

Visa & Mastercards: Telephone orders taken by our mail order dept, instant credit & interest-free H.P.



THE NEW

FT-1000

FOR DYNAMIC DX

The FT-1000 is a new top of the range all mode h.f. transceiver that is the result of more than 25,000 hours of intensive research by Yaesu's top design engineers. They have adopted a completely new approach to the application of digital and RF technology. The extensive use of surface mounted components has allowed six microprocessors and five Direct Digital Synthesisers to be integrated with a simple to use operator interface to give a highly reliable full featured transceiver that has been optimised for serious h.f. applications. Please write or call SMC or your local authorised Yaesu dealer for the full specifications of this dynamic new transceiver and discover how you can open up the bands.



YAESU

UK Sole Distributor

*South Midlands Communications Ltd
S.M. House, School Close,
Chandlers Ford Industrial Estate,
Eastleigh, Hants SO5 3BY
Tel: (0703) 255111*

Prices and specifications are subject to change without notice